# Annexure – “C”

| LIST OF DRAWING | | |
|---|---|---|
| DRAWING TITLE | | |
| SL.NO. | PACKAGE - A | PAGE NO . |
| A | **CHIRONJEE PROCESSING UNIT** | |
| 1 | Architectural plan of chironjee processing unit | 1 |
| 2 | Elevation and section of chironjee prosessing unit | 2 |
| 3 | Structural detail of chironjee processing unit | 3 - 8 |
| 4 | Electrical layout of chironjee processing unit | 9 |
| B | **NEEM / MAHUA / KUSUM / GROUND- NUT OIL PROCESSING UNIT** | |
| 5 | Architectural plan of neem / mahua / kusum / ground - nut oil processing unit | 10 |
| 6 | Elevation and section of neem / mahua / kusum / ground - nut oil processing unit | 11 |
| 7 | Structural detail of neem / mahua / kusum / ground - nut oil processing unit | 12 - 17 |
| 8 | Electrical layout of neem / mahua / kusum / ground - nut oil processing unit | 18 |
| C | **MASALA PROCESSING UNIT** | |
| 9 | Architectural plan of masala processing unit | 19 |
| 10 | Elevation and section of masala processing unit | 20 |
| 11 | Structural detail of masala processing unit | 21 - 26 |
| 12 | Electrical layout of masala processing unit | 27 |
| D | **PRIMARY PROCESSING UNIT** | |
| 13 | Architectural plan of primary processing unit | 28 |
| 14 | Elevation and section of primary processing unit | 29 |
| 15 | Structural detail of primary processing unit | 30 - 35 |
| 16 | Electrical layout of primary processing unit | 36 |
| | PACKAGE - B | |
| E | **LAC PROCESSING UNIT** | |
| 17 | Architectural plan of lac processing unit | 37 |
| 18 | Elevation and section of lac processing unit | 38 |
| 19 | Structural detail of lac processing unit | 39 - 44 |
| 20 | Electrical layout of lac processing unit | 45 |
| F | **PULSE MILLING UNIT** | |
| 21 | Architectural plan of pulse milling unit | 46 |
| 22 | Elevation and section of pulse milling unit | 47 |
| 23 | Structural detail of pulse milling unit | 48 - 53 |
| 24 | Electrical layout of pulse milling unit | 54 |
| G | **OHT - 50 KL CAPACITY** | |
| 25 | Architectural plan of oht - 50kl capacity | 55 |
| 26 | section of oht - 50kl capacity | 56 |
| 27 | Structural detail of oht - 50kl capacity | 57 |
| H | **EXTERNAL ELECTRIFICATION** | |

| | | |
|---|---|---|
| 28 | Electrical layout of external electrification | 58 |
| | **PACKAGE - C** | |
| **I** | **WAREHOUSE** | |
| 29 | Architectural plan of warehouse | 59 |
| 30 | Elevation and section of warehouse | 60 |
| 31 | Structural detail of warehouse | 61 - 66 |
| 32 | Electrical layout of warehouse | 67 |
| **J** | **ENTRANCE GATE** | |
| 33 | Architectural plan / Elevation of entrance gate | 68 |
| **K** | **TOILET BLOCK , SEPTIC TANK & SOAK PIT** | |
| 34 | Architectural plan of toilet | 69 |
| 35 | Elevation and section of toilet | 70 |
| 36 | Structural detail of toilet | 71 - 75 |
| 37 | Electrical layout of toilet | 76 |
| 38 | Architectural plan / section / structural detail of septic tank & soak pit | 77 |

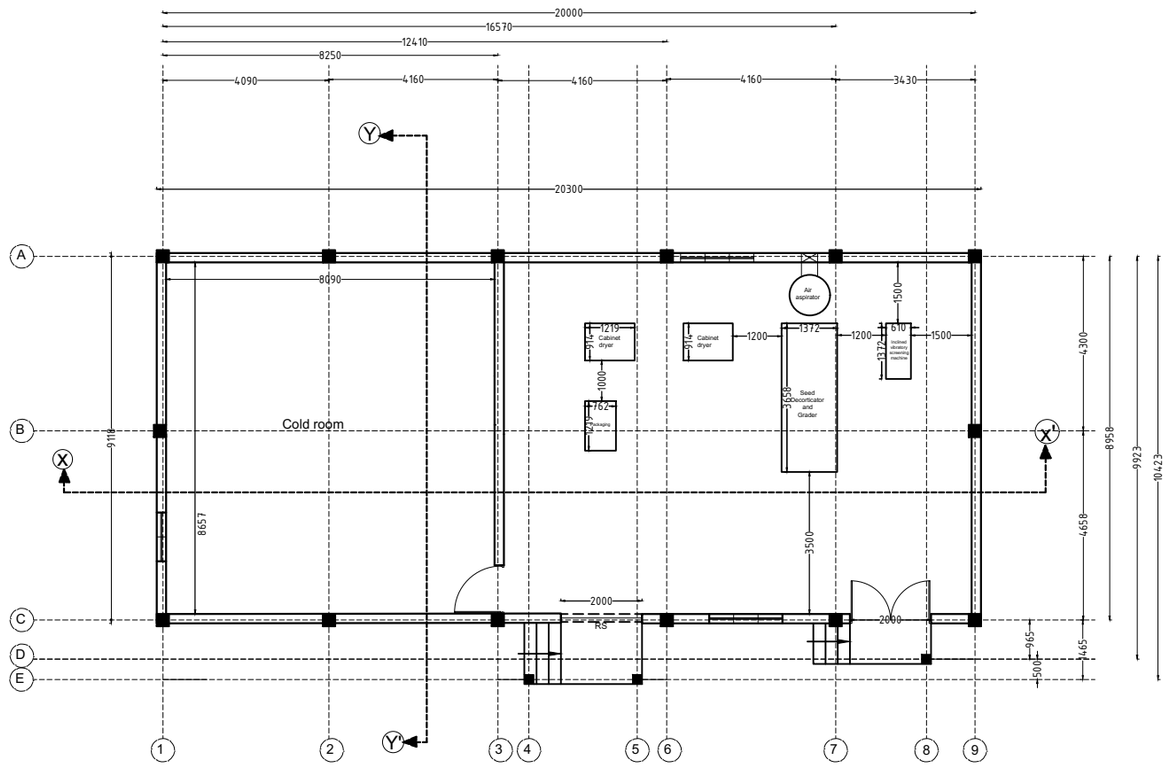


CHIRONJEE PROCESSING UNIT
BUILD UP AREA - 192 SQM

**LIST OF DRAWING**
**PULSE MILLING UNIT**
**DP0001 DRG CL 01 102**


1 - PLAN LAYOUT
2 - SECTION / ELEVATION
3 - COLUMN LAYOUT
4 - FOOTING LAYOUT
5 - GROUND BEAM LAYOUT
6 - BEAM LAYOUT ( 2.5 M ABOVE )
7 - BEAM LAYOUT ( 4.5 M ABOVE )
8 - TRUSS DETAIL
9 - ELECTRICAL LAYOUT


OPENING SCHEDULE

| NAME | SAYMBOL |
|---|---|
| WINDOW | - W1 |
| VENTILATOR | - V1 |
| ROLLING SHUTTER | - R1 |
| DOOR | - D1 |

| SN | SAYMBOL | NOS | SIZE |
|---|---|---|---|
| 01 | W1 | 02 | 1.8M X 1.5M |
| 02 | V1 | 03 | 1.8 M X 1 M |
| 03 | R1 | 01 | 2.5M X 2.4 M |
| 04 | D2 | 01 | 2M X 2.1M |

| DRG NO: | SHEET NO: | REV. | SCALE: |
|---|---|---|---|
| DP0001 DRG CL 01 102 | 1 OF 9 | R0 | NTS |

| DESIGNED: | DRAWN: | CHECKED: | VERIFIED: | APPROVED: |
|---|---|---|---|---|
| UPENDRA SINGH | SIMRAN SONI | UPENDRA SINGH | ADMIN | ADMIN |

| ISSUED FOR: | UNIT: | DATE: |
|---|---|---|
| TENDOR PURPOSE | MILIMETER | 12.05.2022 |


This drawing is the property of HUP DESIGN and is to be used only for the purpose for which it was lent and must not be in any way detrimental to the interest of the company and is subject to return on demand



**SWATI Architecture landscape interior**
ARCHITECTS I PLANERS I ENGINEERING I INTERIOR DESIGN
282 , tulip , A block , Talpuri International colony , Bhilai , C.G. Email - swati.arch@outlook.com


CLIENT: CHHATTISGARH STATE MINOR FOREST PRODUSE

PROJECT: INCUBATION CENTER AT DEOBHOG GARIYABAND

TITLE: CHIRONJEE PROCESSING UNIT
PLAN LAYOUT

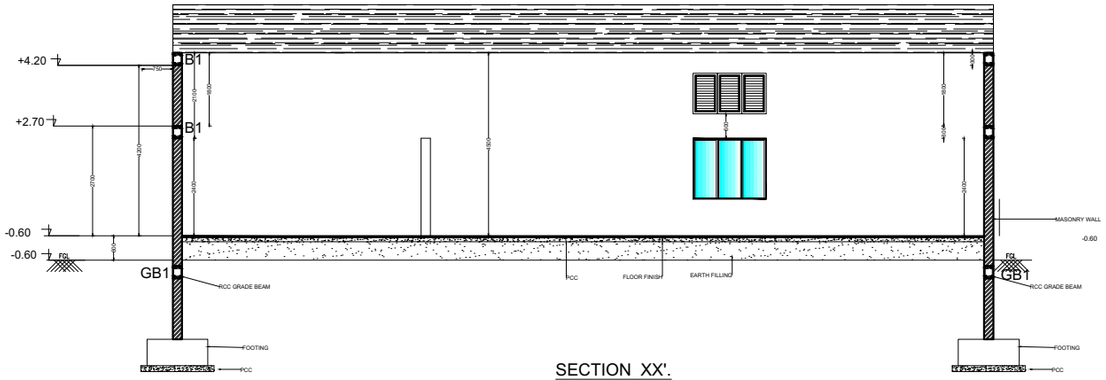


SECTION XX'.

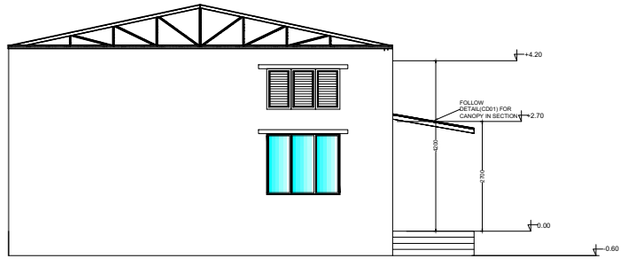


SIDE ELEVATION

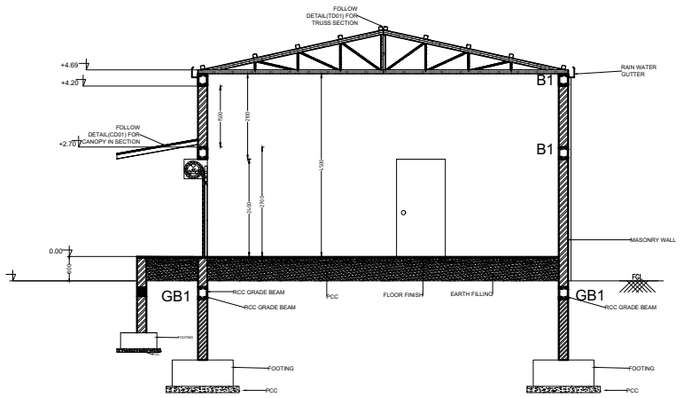


SECTION YY'.

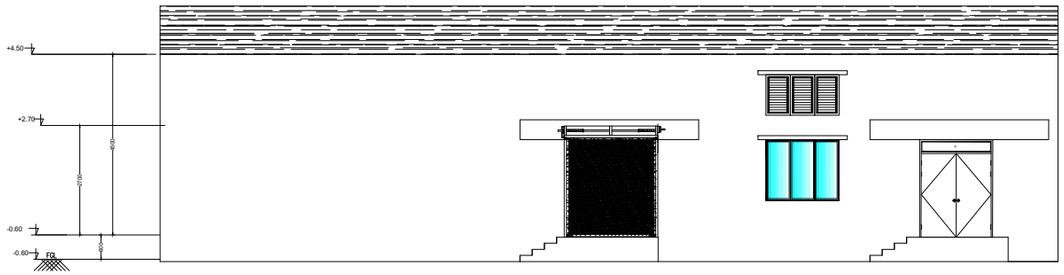


ELEVATION FRONT .

| DRG NO: | SHEET NO: | REV. | SCALE: |
|---|---|---|---|
| DP0001 DRG CL 01 102 | 2 OF 9 | R0 | NTS |

| DESIGNED: | DRAWN: | CHECKED: | VERIFIED: | APPROVED: |
|---|---|---|---|---|
| UPENDRA SINGH | SIMRAN SONI | UPENDRA SINGH | ADMIN | ADMIN |

| ISSUED FOR: | UNIT: | DATE: |
|---|---|---|
| TENDOR PURPOSE | MILIMETER | 12.05.2022 |

This drawing is the property of HUP DESIGN and is to be used only for the purpose for which it was lent and must not be in any way detrimental to the interest of the company and is subject to return on demand

**SWATI Architecture landscape interior**
ARCHITECTS I PLANERS I ENGINEERING I INTERIOR DESIGN
282 , tulip , A block , Talpuri International colony , Bhilai , C.G. Email - swati.arch@outlook.com

CLIENT: CHHATTISGARH STATE MINOR FOREST PRODUSE

PROJECT: INCUBATION CENTER AT DEOBHOG GARIYABAND

TITLE: CHIRONJEE PROCESSING UNIT
SECTION/ ELEVATION

2

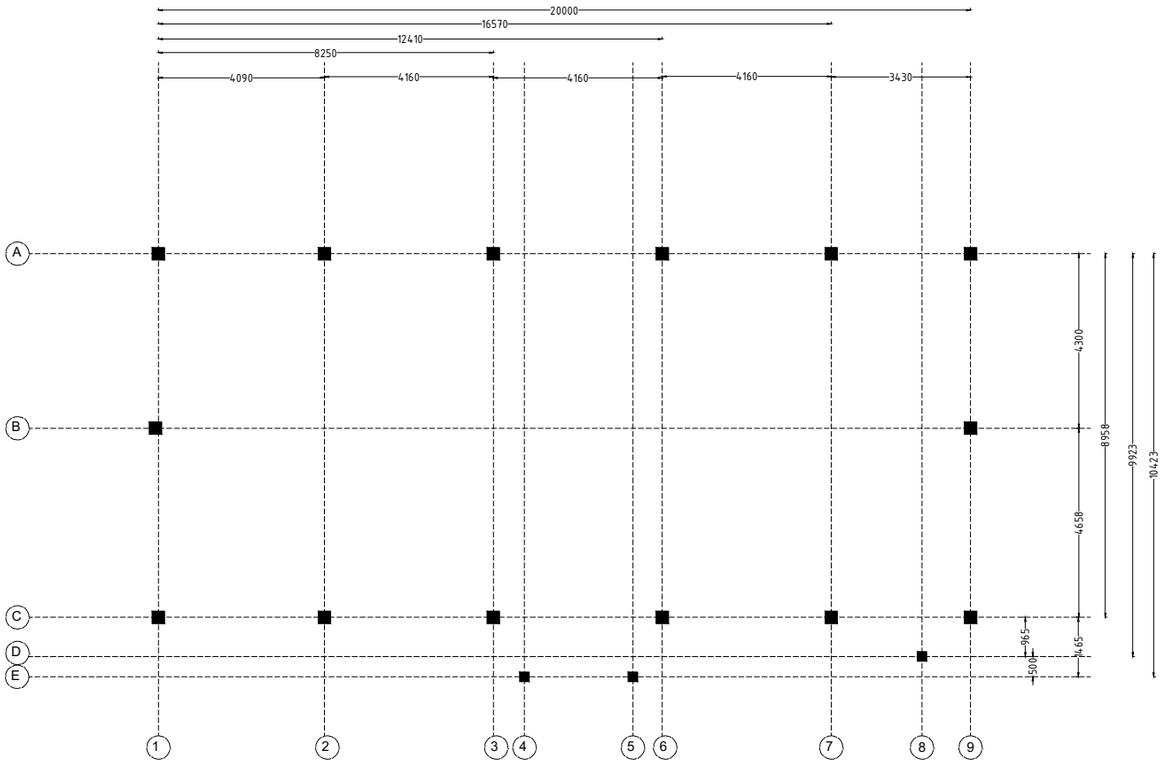


COLUMN LAYOUT PLAN

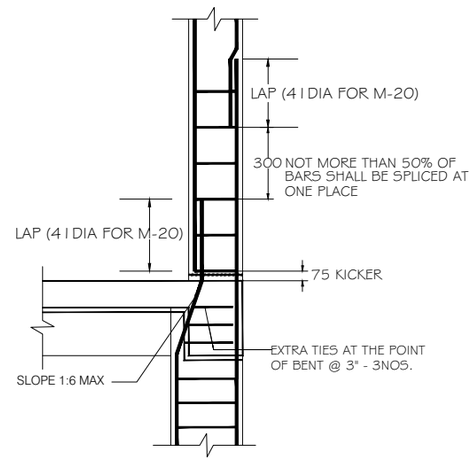


COLUMN DETAIL

TYPICAL COLUMN DETAIL'S

| COLUMN NAME | Pile/col detail | STIRRUPS | REMARKS |
|---|---|---|---|
| C1 | 300 / 300 — 8-T12, T8@ 200 c/c, 2-Tie | | FOUNDATION TO TERRACE |
| C1 | 230 / 230 — 4-T12, T8@ 200 c/c, 1-Tie | | TERMINATE AT GROUND LVL |

GENERAL NOTES

NOTES-

1. USE - M 20 GRADE OF CONC. AS/IS 426-5000
2. USE - FE 500 GRADE OF REINF. BY CLIENT
3. PROVIDE CLEAR COVER TO MAIN REINF.

FOUNDATION- 50MM
COLUMN - 40MM
BEAM - 25MM
SLAB - 20MM OR DIA OF BAR, WHICHEVER IS MORE,
R.C.C. WALL - 25MM

4.TIES SHOULD BE BEND INSIDE WITH 10# LENGTH IN BEAM & COLUMN

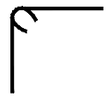

5.FOLLOW - IS-456-2000 FOR R.C.C. WORK

6.STRIPPING TIME FOR SHUTTERING / FORMWORK UNDER NORMAL CONDITION.

| TYPE OF WORK | MINIMUM PERIOD BEFORE STRIKING FORM WORK |
|---|---|
| a) VERTICAL FORMWORK TO COLUMN, WALLS, BEAM | 16-24 HOUR |
| b) SOFFITS FORMWORK TO SLABS ( PROPS TO BE REFIXED- - IMMEDIATELY AFTER REMOVAL OF FORMWORK) | 3 DAYS |
| c) SOFFIT FORMWORK TO BEAMS ( PROPS TO BE REFIXED IMMEDIATELY AFTER REMOVAL OF FORMWORK ) | 7DAYS |
| d) PROPS TO SLABS: | |
| 1) SPANNING UP TO 4.5M | 7DAYS |
| 2) SPANNING OVER 4.5M | 14 DAYS |
| e) PROPS TO BEAMS & ARCHES: | |
| 1) SPANNING UP TO 6M | 14DAYS |
| 2) SPANNING OVER 6M | 21DAYS |

7. CURING FOR R.C.C. MEMBER MINIMUM 14 DAYS CONTINOUSELY PREFERABLE - 28 DAYS.
8. START EARLY CURING TO AVOID SRINKAGE CRACKS, WHEN CONCRETE APPEARS TO HARDEN.
9) PROVIDE FOLLOWING SLUMP IN CONCRETE GEN- -ERALLY.

| | |
|---|---|
| a) SHALLOW SECTIONS, PAVMENTS, MASS CONC. LIGTH REINFORCEMENT SECTION IN SLAB, BEAM, WALL, COLUMN | 25-75 |
| b) HEAVILY REINFORCEMENT SECTION IN SLAB | 50-100 |
| c) HEAVILY REINFORCEMENT SECTION IN BEAMS, WALLS, COLUMNS SLIPFORM, OR PUMPED CONC. | 75-100 |
| d) TRENCH FILL, PILLING, PUMPED CONC. | 100-150 |

10) PROVIDE LAP/ DEVELOPEMENT LENGTH IN REINFORCEMENT BARS GRADE OF CONC.

M20- 47Ø
M25-41Ø
M30-38Ø

11) REFER RELEVANT DRG. WITH THIS DRG.
12) AVOID CORE CUTING.

| DRG NO: | SHEET NO: | REV. | SCALE: |
|---|---|---|---|
| DP0001 DRG CL 01 102 | 3 OF 9 | R0 | NTS |

| DESIGNED: | DRAWN: | CHECKED: | VERIFIED: | APPROVED: |
|---|---|---|---|---|
| UPENDRA SINGH | SIMRAN SONI | UPENDRA SINGH | ADMIN | ADMIN |

| ISSUED FOR: | UNIT: | DATE: |
|---|---|---|
| TENDOR PURPOSE | MILIMETER | 12.05.2022 |

This drawing is the property of HUP DESIGN and is to be used only for the purpose for which it was lent and must not be in any way detrimental to the interest of the company and is subject to return on demand

**SWATI Architecture landscape interior**
ARCHITECTS I PLANERS I ENGINEERING I INTERIOR DESIGN
282 , tulip , A block , Talpuri International colony , Bhilai , C.G. Email - swati.arch@outlook.com

CLIENT: CHHATTISGARH STATE MINOR FOREST PRODUSE

PROJECT: INCUBATION CENTER AT DEOBHOG GARIYABAND

TITLE: CHIRONJEE PROCESSING UNIT
COLUMN LAYOUT

3

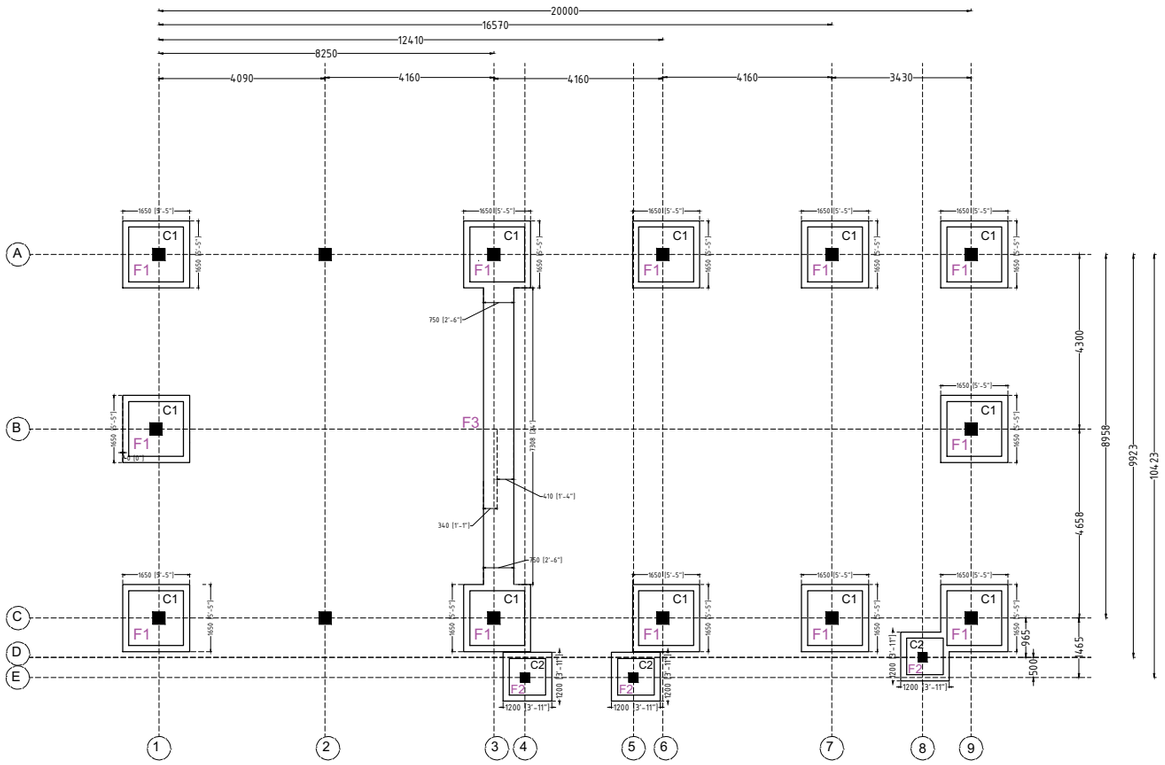


FOOTING LAYOUT

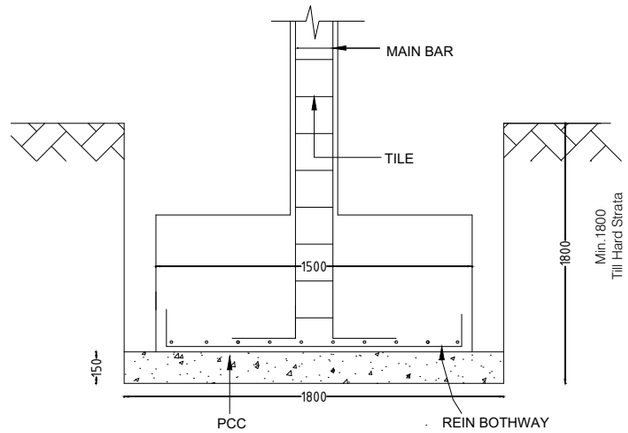


TYPICAL FOOTING SECTION (1-1')

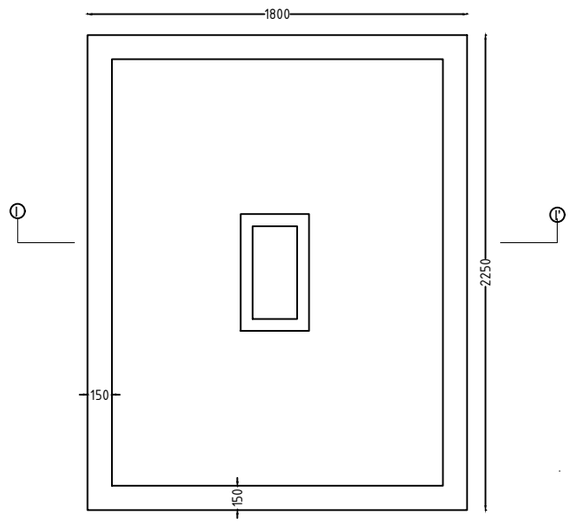


TYPICAL FOOTING PLAN

FOOTING SCHEDULE

| FE500 AND M20 | | | | | | | |
|---|---|---|---|---|---|---|---|
| Footing | Column | PCC Size | Footing Size | Total | Steel | Steel | Remarks |
| | Nos | X - Y mm | X - Y mm | Depth mm | \|\| to X mm | \|\| to Y mm | |
| F1 | C1 | 1650 X 1650 | 1350 X 1350 | 400 | T10@ 175C/C | T10@ 175 C/C | Bottom bars only |
| F2 | C2 | 1200 X 1200 | 900 X 900 | 230 | T8@200C/C | T8@ 200 C/C | Bottom bars only |

GENERAL NOTES

NOTES-

1. USE - M 20 GRADE OF CONC. AS/IS 426-5000
2. USE - FE 500 GRADE OF REINF. BY CLIENT
3. PROVIDE CLEAR COVER TO MAIN REINF.

FOUNDATION- 50MM
COLUMN - 40MM
BEAM - 25MM
SLAB - 20MM OR DIA OF BAR, WHICHEVER IS MORE,
R.C.C. WALL - 25MM

4.TIES SHOULD BE BEND INSIDE WITH 10# LENGTH IN BEAM & COLUMN

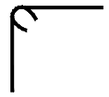

5.FOLLOW - IS-456-2000 FOR R.C.C. WORK

6.STRIPPING TIME FOR SHUTTERING / FORMWORK UNDER NORMAL CONDITION.

| TYPE OF WORK | MINIMUM PERIOD BEFORE STRIKING FORM WORK |
|---|---|
| a) VERTICAL FORMWORK TO COLUMN, WALLS, BEAM | 16-24 HOUR |
| b) SOFFITS FORMWORK TO SLABS ( PROPS TO BE REFIXED- - IMMEDIATELY AFTER REMOVAL OF FORMWORK) | 3 DAYS |
| c) SOFFIT FORMWORK TO BEAMS ( PROPS TO BE REFIXED IMMEDIATELY AFTER REMOVAL OF FORMWORK ) | 7DAYS |
| d) PROPS TO SLABS: | |
| 1) SPANNING UP TO 4.5M | 7DAYS |
| 2) SPANNING OVER 4.5M | 14 DAYS |
| e) PROPS TO BEAMS & ARCHES: | |
| 1) SPANNING UP TO 6M | 14DAYS |
| 2) SPANNING OVER 6M | 21DAYS |

7. CURING FOR R.C.C. MEMBER MINIMUM 14 DAYS CONTINOUSELY PREFERABLE - 28 DAYS.
8. START EARLY CURING TO AVOID SRINKAGE CRACKS, WHEN CONCRETE APPEARS TO HARDEN.
9) PROVIDE FOLLOWING SLUMP IN CONCRETE GEN- -ERALLY.

| | |
|---|---|
| a) SHALLOW SECTIONS, PAVMENTS, MASS CONC. LIGTH REINFORCEMENT SECTION IN SLAB, BEAM, WALL, COLUMN | 25-75 |
| b) HEAVILY REINFORCEMENT SECTION IN SLAB | 50-100 |
| c) HEAVILY REINFORCEMENT SECTION IN BEAMS, WALLS, COLUMNS SLIPFORM, OR PUMPED CONC. | 75-100 |
| d) TRENCH FILL, PILLING, PUMPED CONC. | 100-150 |

10) PROVIDE LAP/ DEVELOPEMENT LENGTH IN REINFORCEMENT BARS GRADE OF CONC.
M20- 47Ø
M25-41Ø
M30-38Ø
11) REFER RELEVANT DRG. WITH THIS DRG.
12) AVOID CORE CUTING.

| DRG NO: | SHEET NO: | REV. | SCALE: |
|---|---|---|---|
| DP0001 DRG CL 01 102 | 3 OF 9 | R0 | NTS |

| DESIGNED: | DRAWN: | CHECKED: | VERIFIED: | APPROVED: |
|---|---|---|---|---|
| UPENDRA SINGH | SIMRAN SONI | UPENDRA SINGH | ADMIN | ADMIN |

| ISSUED FOR: | UNIT: | DATE: |
|---|---|---|
| TENDOR PURPOSE | MILIMETER | 12.05.2022 |

This drawing is the property of HUP DESIGN and is to be used only for the purpose for which it was lent and must not be in any way detrimental to the interest of the company and is subject to return on demand

**SWATI Architecture landscape interior**
ARCHITECTS I PLANERS I ENGINEERING I INTERIOR DESIGN
282 , tulip , A block , Talpuri International colony , Bhilai , C.G. Email - swati.arch@outlook.com

CLIENT: CHHATTISGARH STATE MINOR FOREST PRODUSE

PROJECT: INCUBATION CENTER AT DEOBHOG GARIYABAND

TITLE: CHIRONJEE PROCESSING UNIT
FOOTING LAYOUT

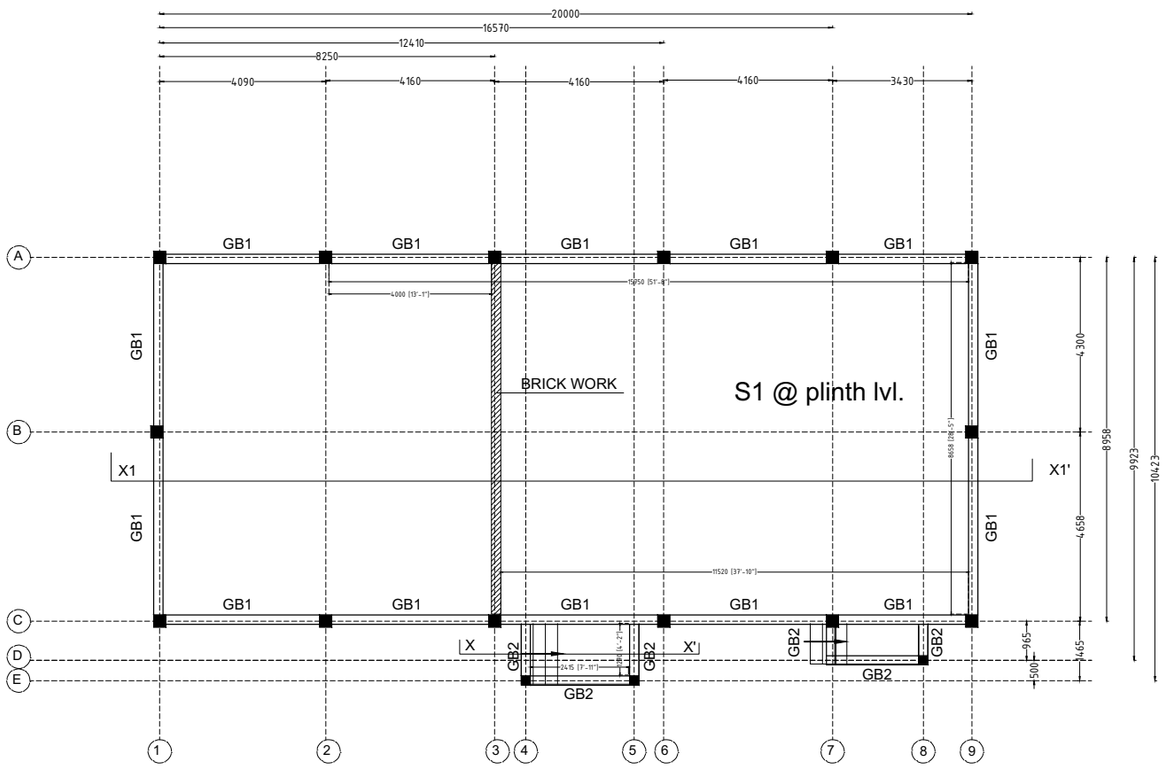


GROUNG BEAM LAYOUT

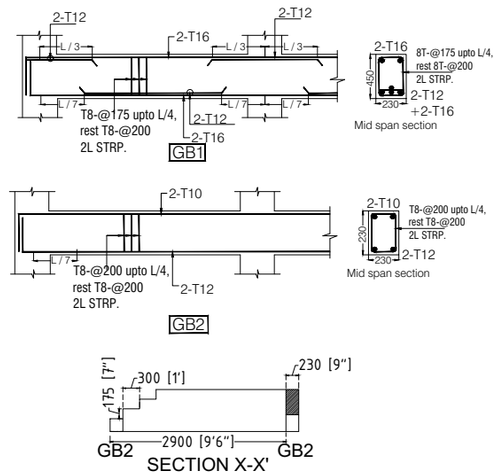


GROUND BEAM SECTIONAL DETAIL

## BEAM SCHEDULE FOR GROUND/ PLINTH LVL.

| | | | | | | | | | | |
|---|---|---|---|---|---|---|---|---|---|---|
| GB1 | 230X375 | 2-T16 | 2-T12 | 2-T16 | 2-T12 | 2-T12 | T8 @200C/C | T8 @175C/C | T8 @175C/C | SLAB THK. INCLUDED |
| GB2 | 230X230 | 2-T12 | - | 2-T10 | - | - | T8 @200C/C | T8 @200C/C | T8 @200C/C | SLAB THK. INCLUDED |

## SLAB SCHEDULE FOR GROUND FLOOR LVL.

| SLAB NAME | THICKNESS (mm) | | | remarks |
|---|---|---|---|---|
| | | Main Steel | Other Steel | |
| S1 | 150 (MESH) | T8 @ 200 c/c | T8 @ 200 c/c | All straight |

## GENERAL NOTES

NOTES-

1. USE - M 20 GRADE OF CONC. AS/IS 426-5000
2. USE - FE 500 GRADE OF REINF. BY CLIENT
3. PROVIDE CLEAR COVER TO MAIN REINF.

FOUNDATION- 50MM
COLUMN - 40MM
BEAM - 25MM
SLAB - 20MM OR DIA OF BAR, WHICHEVER IS MORE,
R.C.C. WALL - 25MM

4.TIES SHOULD BE BEND INSIDE WITH 10# LENGTH IN BEAM & COLUMN

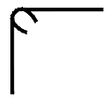

5.FOLLOW - IS-456-2000 FOR R.C.C. WORK

6.STRIPPING TIME FOR SHUTTERING / FORMWORK UNDER NORMAL CONDITION.

| TYPE OF WORK | MINIMUM PERIOD BEFORE STRIKING FORM WORK |
|---|---|
| a) VERTICAL FORMWORK TO COLUMN, WALLS, BEAM | 16-24 HOUR |
| b) SOFFITS FORMWORK TO SLABS ( PROPS TO BE REFIXED- - IMMEDIATELY AFTER REMOVAL OF FORMWORK) | 3 DAYS |
| c) SOFFIT FORMWORK TO BEAMS ( PROPS TO BE REFIXED IMMEDIATELY AFTER REMOVAL OF FORMWORK ) | 7DAYS |
| d) PROPS TO SLABS: | |
| 1) SPANNING UP TO 4.5M | 7DAYS |
| 2) SPANNING OVER 4.5M | 14 DAYS |
| e) PROPS TO BEAMS & ARCHES: | |
| 1) SPANNING UP TO 6M | 14DAYS |
| 2) SPANNING OVER 6M | 21DAYS |

7. CURING FOR R.C.C. MEMBER MINIMUM 14 DAYS CONTINOUSELY PREFERABLE - 28 DAYS.
8. START EARLY CURING TO AVOID SRINKAGE CRACKS, WHEN CONCRETE APPEARS TO HARDEN.
9) PROVIDE FOLLOWING SLUMP IN CONCRETE GEN- -ERALLY.

| | |
|---|---|
| a) SHALLOW SECTIONS, PAVMENTS, MASS CONC. LIGTH REINFORCEMENT SECTION IN SLAB, BEAM, WALL, COLUMN | 25-75 |
| b) HEAVILY REINFORCEMENT SECTION IN SLAB | 50-100 |
| c) HEAVILY REINFORCEMENT SECTION IN BEAMS, WALLS, COLUMNS SLIPFORM, OR PUMPED CONC. | 75-100 |
| d) TRENCH FILL, PILLING, PUMPED CONC. | 100-150 |

10) PROVIDE LAP/ DEVELOPEMENT LENGTH IN REINFORCEMENT BARS GRADE OF CONC.
M20- 47Ø
M25-41Ø
M30-38Ø
11) REFER RELEVANT DRG. WITH THIS DRG.
12) AVOID CORE CUTING.

| DRG NO: | SHEET NO: | REV. | SCALE: |
|---|---|---|---|
| DP0001 DRG CL 01 102 | 5 OF 9 | R0 | NTS |

| DESIGNED: | DRAWN: | CHECKED: | VERIFIED: | APPROVED: |
|---|---|---|---|---|
| UPENDRA SINGH | SIMRAN SONI | UPENDRA SINGH | ADMIN | ADMIN |

| ISSUED FOR: | UNIT: | DATE: |
|---|---|---|
| TENDOR PURPOSE | MILIMETER | 12.05.2022 |

This drawing is the property of HUP DESIGN and is to be used only for the purpose for which it was lent and must not be in any way detrimental to the interest of the company and is subject to return on demand

**SWATI Architecture landscape interior**
ARCHITECTS I PLANERS I ENGINEERING I INTERIOR DESIGN
282 , tulip , A block , Talpuri International colony , Bhilai , C.G. Email - swati.arch@outlook.com

CLIENT: CHHATTISGARH STATE MINOR FOREST PRODUSE

PROJECT: INCUBATION CENTER AT DEOBHOG GARIYABAND

TITLE: CHIRONJEE PROCESSING UNIT
BEAM LAYOUT

5

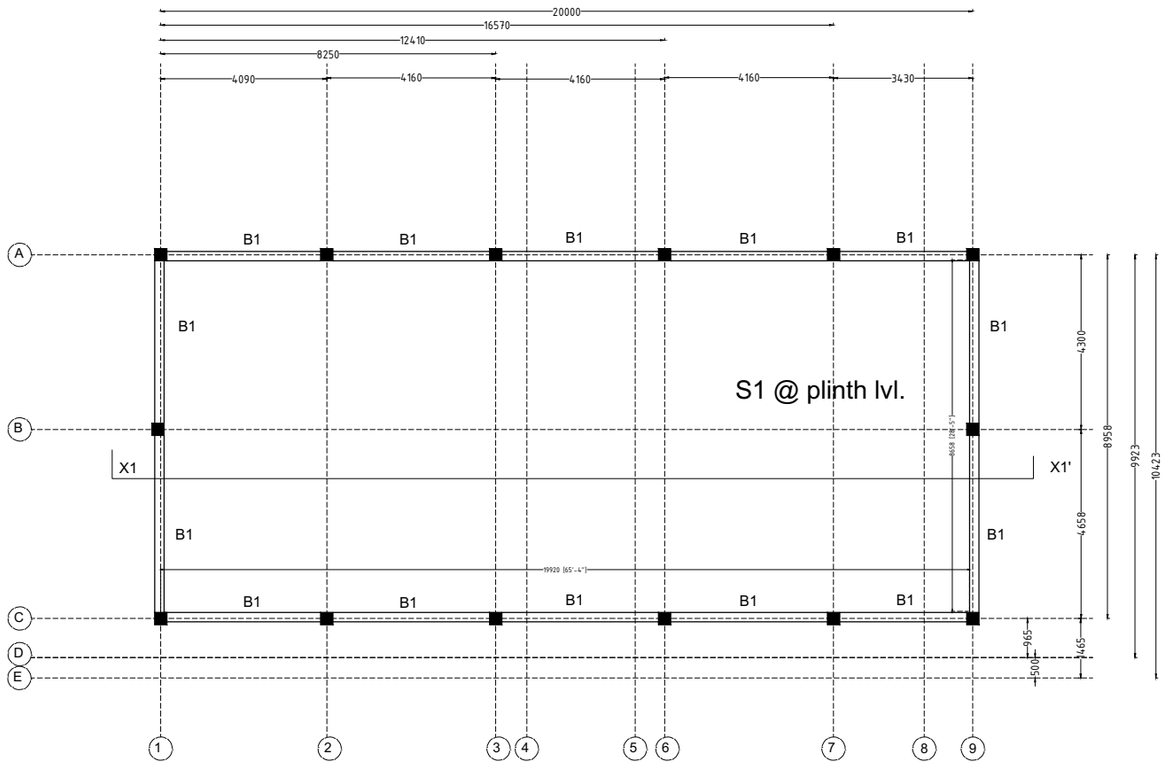


BEAM PLAN(2.4 m ABOVE PLINTH LVL)

BEAM SCHEDULE FOR 2.4m LVL. ABOVE PLINTH

| | | | | | | | | | | |
|---|---|---|---|---|---|---|---|---|---|---|
| | | | | | | | | | | |
| B1 | 230X300 | 2-T12 | 2-T12 | 2-T12 | 2-T12 | 2-T12 | T8 @200C/C | T8 @175C/C | T8 @175C/C | SLAB THK. INCLUDED |

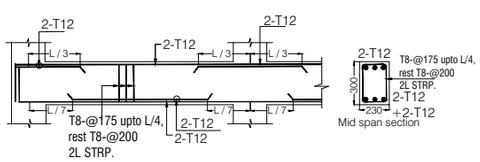


GENERAL NOTES

NOTES-

1. USE - M 20 GRADE OF CONC. AS/IS 426-5000
2. USE - FE 500 GRADE OF REINF. BY CLIENT
3. PROVIDE CLEAR COVER TO MAIN REINF.

FOUNDATION- 50MM
COLUMN - 40MM
BEAM - 25MM
SLAB - 20MM OR DIA OF BAR, WHICHEVER IS MORE,
R.C.C. WALL - 25MM

4.TIES SHOULD BE BEND INSIDE WITH 10# LENGTH IN BEAM & COLUMN

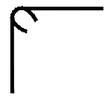

5.FOLLOW - IS-456-2000 FOR R.C.C. WORK

6.STRIPPING TIME FOR SHUTTERING / FORMWORK UNDER NORMAL CONDITION.

| TYPE OF WORK | MINIMUM PERIOD BEFORE STRIKING FORM WORK |
|---|---|
| a) VERTICAL FORMWORK TO COLUMN, WALLS, BEAM | 16-24 HOUR |
| b) SOFFITS FORMWORK TO SLABS ( PROPS TO BE REFIXED- - IMMEDIATELY AFTER REMOVAL OF FORMWORK) | 3 DAYS |
| c) SOFFIT FORMWORK TO BEAMS ( PROPS TO BE REFIXED IMMEDIATELY AFTER REMOVAL OF FORMWORK ) | 7DAYS |
| d) PROPS TO SLABS: | |
| 1) SPANNING UP TO 4.5M | 7DAYS |
| 2) SPANNING OVER 4.5M | 14 DAYS |
| e) PROPS TO BEAMS & ARCHES: | |
| 1) SPANNING UP TO 6M | 14DAYS |
| 2) SPANNING OVER 6M | 21DAYS |

7. CURING FOR R.C.C. MEMBER MINIMUM 14 DAYS CONTINOUSELY PREFERABLE - 28 DAYS.
8. START EARLY CURING TO AVOID SRINKAGE CRACKS, WHEN CONCRETE APPEARS TO HARDEN.
9) PROVIDE FOLLOWING SLUMP IN CONCRETE GEN- -ERALLY.

| | |
|---|---|
| a) SHALLOW SECTIONS, PAVMENTS, MASS CONC. LIGTH REINFORCEMENT SECTION IN SLAB, BEAM, WALL, COLUMN | 25-75 |
| b) HEAVILY REINFORCEMENT SECTION IN SLAB | 50-100 |
| c) HEAVILY REINFORCEMENT SECTION IN BEAMS, WALLS, COLUMNS SLIPFORM, OR PUMPED CONC. | 75-100 |
| d) TRENCH FILL, PILLING, PUMPED CONC. | 100-150 |

10) PROVIDE LAP/ DEVELOPEMENT LENGTH IN REINFORCEMENT BARS GRADE OF CONC.
M20- 47Ø
M25-41Ø
M30-38Ø

11) REFER RELEVANT DRG. WITH THIS DRG.
12) AVOID CORE CUTING.

| DRG NO: | SHEET NO: | REV. | SCALE: |
|---|---|---|---|
| DP0001 DRG CL 01 102 | 3 OF 9 | R0 | NTS |

| DESIGNED: | DRAWN: | CHECKED: | VERIFIED: | APPROVED: |
|---|---|---|---|---|
| UPENDRA SINGH | SIMRAN SONI | UPENDRA SINGH | ADMIN | ADMIN |

| ISSUED FOR: | UNIT: | DATE: |
|---|---|---|
| TENDOR PURPOSE | MILIMETER | 12.05.2022 |

This drawing is the property of HUP DESIGN and is to be used only for the purpose for which it was lent and must not be in any way detrimental to the interest of the company and is subject to return on demand

**SWATI Architecture landscape interior**
ARCHITECTS I PLANERS I ENGINEERING I INTERIOR DESIGN
282 , tulip , A block , Talpuri International colony , Bhilai , C.G. Email - swati.arch@outlook.com

CLIENT: CHHATTISGARH STATE MINOR FOREST PRODUSE

PROJECT: INCUBATION CENTER AT DEOBHOG GARIYABAND

TITLE: CHIRONJEE PROCESSING UNIT
BEAM LAYOUT

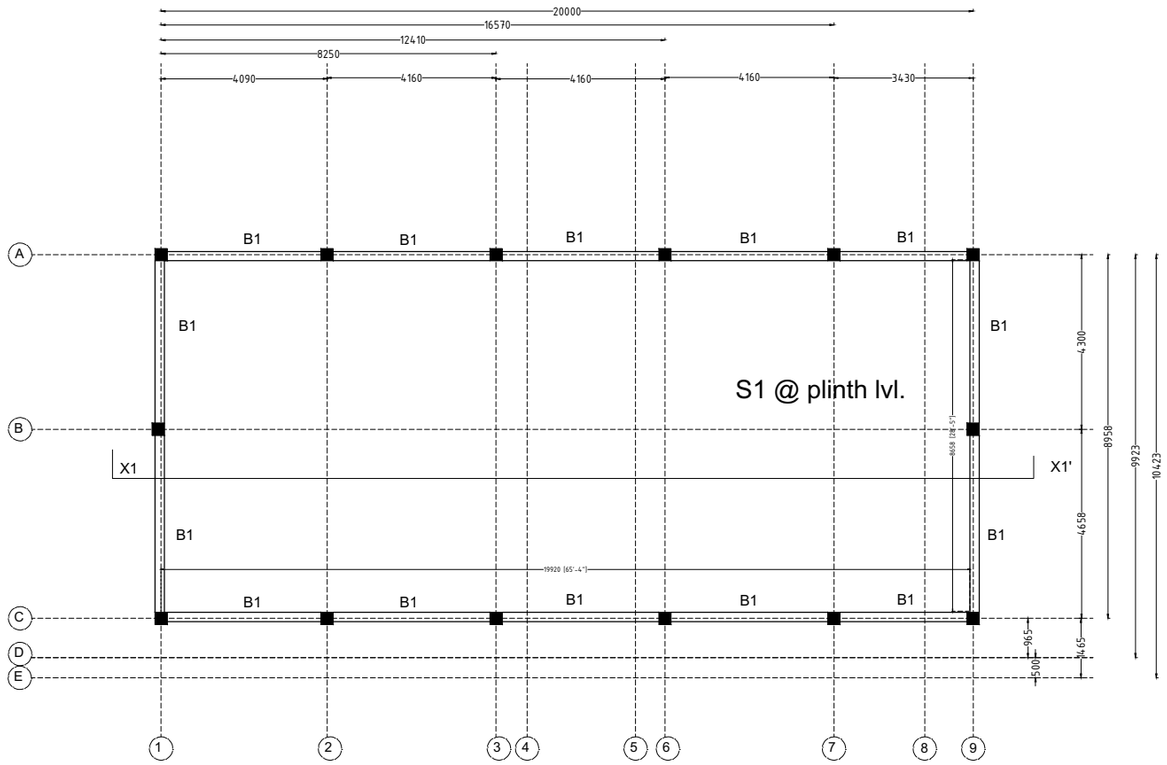


BEAM PLAN (4.5 ABOVE PLINTH LVL)

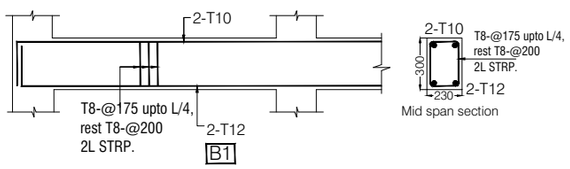


BEAM SCHEDULE FOR 4.5m LVL. ABOVE PLINTH

| | | | | | | | | | | |
|---|---|---|---|---|---|---|---|---|---|---|
| B1 | 230X300 | 2-T12 | - | 2-T10 | - | - | T8 @200C/C | T8 @175C/C | T8 @175C/C | SLAB THK. INCLUDED |

GENERAL NOTES

NOTES-

1. USE - M 20 GRADE OF CONC. AS/IS 426-5000
2. USE - FE 500 GRADE OF REINF. BY CLIENT
3. PROVIDE CLEAR COVER TO MAIN REINF.

FOUNDATION- 50MM
COLUMN - 40MM
BEAM - 25MM
SLAB - 20MM OR DIA OF BAR, WHICHEVER IS MORE,
R.C.C. WALL - 25MM

4.TIES SHOULD BE BEND INSIDE WITH 10# LENGTH IN BEAM & COLUMN

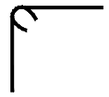

5.FOLLOW - IS-456-2000 FOR R.C.C. WORK

6.STRIPPING TIME FOR SHUTTERING / FORMWORK UNDER NORMAL CONDITION.

| TYPE OF WORK | MINIMUM PERIOD BEFORE STRIKING FORM WORK |
|---|---|
| a) VERTICAL FORMWORK TO COLUMN, WALLS, BEAM | 16-24 HOUR |
| b) SOFFITS FORMWORK TO SLABS ( PROPS TO BE REFIXED- - IMMEDIATELY AFTER REMOVAL OF FORMWORK) | 3 DAYS |
| c) SOFFIT FORMWORK TO BEAMS ( PROPS TO BE REFIXED IMMEDIATELY AFTER REMOVAL OF FORMWORK ) | 7DAYS |
| d) PROPS TO SLABS: | |
| 1) SPANNING UP TO 4.5M | 7DAYS |
| 2) SPANNING OVER 4.5M | 14 DAYS |
| e) PROPS TO BEAMS & ARCHES: | |
| 1) SPANNING UP TO 6M | 14DAYS |
| 2) SPANNING OVER 6M | 21DAYS |

7. CURING FOR R.C.C. MEMBER MINIMUM 14 DAYS CONTINOUSELY PREFERABLE - 28 DAYS.
8. START EARLY CURING TO AVOID SRINKAGE CRACKS, WHEN CONCRETE APPEARS TO HARDEN.
9) PROVIDE FOLLOWING SLUMP IN CONCRETE GEN- -ERALLY.

| | |
|---|---|
| a) SHALLOW SECTIONS, PAVMENTS, MASS CONC. LIGTH REINFORCEMENT SECTION IN SLAB, BEAM, WALL, COLUMN | 25-75 |
| b) HEAVILY REINFORCEMENT SECTION IN SLAB | 50-100 |
| c) HEAVILY REINFORCEMENT SECTION IN BEAMS, WALLS, COLUMNS SLIPFORM, OR PUMPED CONC. | 75-100 |

d) TRENCH FILL, PILLING, PUMPED CONC. 100-150

10) PROVIDE LAP/ DEVELOPEMENT LENGTH IN REINFORCEMENT BARS GRADE OF CONC.

M20- 47Ø
M25-41Ø
M30-38Ø

11) REFER RELEVANT DRG. WITH THIS DRG.
12) AVOID CORE CUTING.

| DRG NO: | SHEET NO: | REV. | SCALE: |
|---|---|---|---|
| DP0001 DRG CL 01 102 | 3 OF 9 | R0 | NTS |

| DESIGNED: | DRAWN: | CHECKED: | VERIFIED: | APPROVED: |
|---|---|---|---|---|
| UPENDRA SINGH | SIMRAN SONI | UPENDRA SINGH | ADMIN | ADMIN |

| ISSUED FOR: | UNIT: | DATE: |
|---|---|---|
| TENDOR PURPOSE | MILIMETER | 12.05.2022 |

This drawing is the property of HUP DESIGN and is to be used only for the purpose for which it was lent and must not be in any way detrimental to the interest of the company and is subject to return on demand

**SWATI Architecture landscape interior**
ARCHITECTS I PLANERS I ENGINEERING I INTERIOR DESIGN
282 , tulip , A block , Talpuri International colony , Bhilai , C.G. Email - swati.arch@outlook.com

CLIENT: CHHATTISGARH STATE MINOR FOREST PRODUSE

PROJECT: INCUBATION CENTER AT DEOBHOG GARIYABAND

TITLE: CHIRONJEE PROCESSING UNIT
BEAM LAYOUT

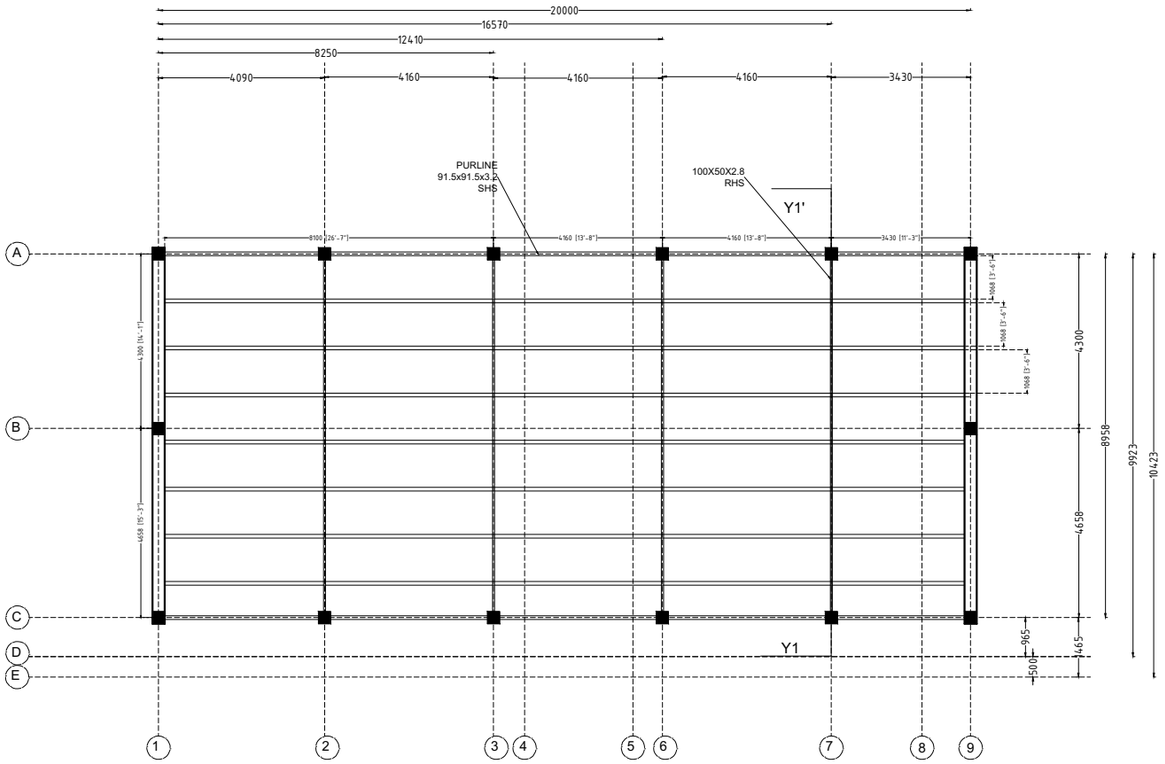


ROOF TRUSS DETAIL

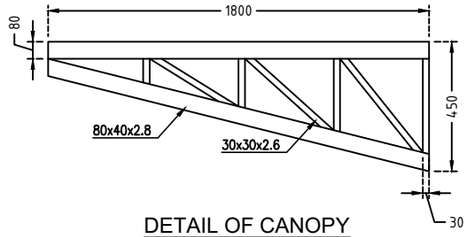


DETAIL OF CANOPY

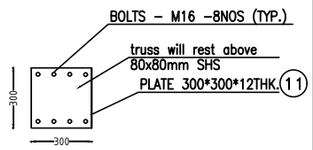


DETAIL 1

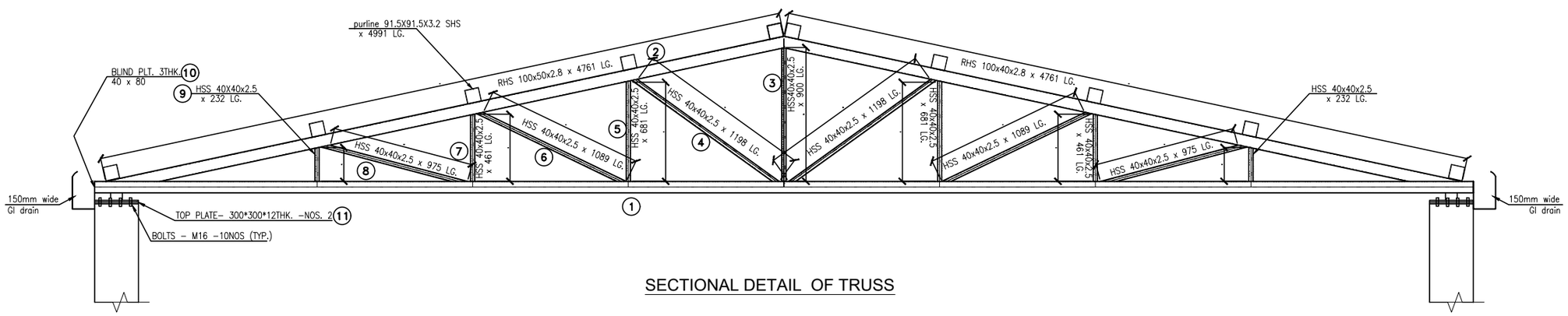


SECTIONAL DETAIL OF TRUSS

GENERAL NOTES

NOTES-

1. USE - M 20 GRADE OF CONC. AS/IS 426-5000
2. USE - FE 500 GRADE OF REINF. BY CLIENT
3. PROVIDE CLEAR COVER TO MAIN REINF.

FOUNDATION- 50MM
COLUMN - 40MM
BEAM - 25MM
SLAB - 20MM OR DIA OF BAR, WHICHEVER IS MORE,
R.C.C. WALL - 25MM

4.TIES SHOULD BE BEND INSIDE WITH 10# LENGTH IN BEAM & COLUMN

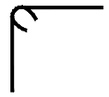

5.FOLLOW - IS-456-2000 FOR R.C.C. WORK

6.STRIPPING TIME FOR SHUTTERING / FORMWORK UNDER NORMAL CONDITION.

| TYPE OF WORK | MINIMUM PERIOD BEFORE STRIKING FORM WORK |
|---|---|
| a) VERTICAL FORMWORK TO COLUMN, WALLS, BEAM | 16-24 HOUR |
| b) SOFFITS FORMWORK TO SLABS ( PROPS TO BE REFIXED- - IMMEDIATELY AFTER REMOVAL OF FORMWORK) | 3 DAYS |
| c) SOFFIT FORMWORK TO BEAMS ( PROPS TO BE REFIXED IMMEDIATELY AFTER REMOVAL OF FORMWORK ) | 7DAYS |
| d) PROPS TO SLABS: | |
| 1) SPANNING UP TO 4.5M | 7DAYS |
| 2) SPANNING OVER 4.5M | 14 DAYS |
| e) PROPS TO BEAMS & ARCHES: | |
| 1) SPANNING UP TO 6M | 14DAYS |
| 2) SPANNING OVER 6M | 21DAYS |

7. CURING FOR R.C.C. MEMBER MINIMUM 14 DAYS CONTINOUSELY PREFERABLE - 28 DAYS.
8. START EARLY CURING TO AVOID SRINKAGE CRACKS, WHEN CONCRETE APPEARS TO HARDEN.
9) PROVIDE FOLLOWING SLUMP IN CONCRETE GEN- -ERALLY.

| | |
|---|---|
| a) SHALLOW SECTIONS, PAVMENTS, MASS CONC. LIGTH REINFORCEMENT SECTION IN SLAB, BEAM, WALL, COLUMN | 25-75 |
| b) HEAVILY REINFORCEMENT SECTION IN SLAB | 50-100 |
| c) HEAVILY REINFORCEMENT SECTION IN BEAMS, WALLS, COLUMNS SLIPFORM, OR PUMPED CONC. | 75-100 |
| d) TRENCH FILL, PILLING, PUMPED CONC. | 100-150 |

10) PROVIDE LAP/ DEVELOPEMENT LENGTH IN REINFORCEMENT BARS GRADE OF CONC.

M20- 47Ø
M25-41Ø
M30-38Ø

11) REFER RELEVANT DRG. WITH THIS DRG.
12) AVOID CORE CUTING.

| DRG NO: | SHEET NO: | REV. | SCALE: |
|---|---|---|---|
| DP0001 DRG CL 01 102 | 3 OF 9 | R0 | NTS |

| DESIGNED: | DRAWN: | CHECKED: | VERIFIED: | APPROVED: |
|---|---|---|---|---|
| UPENDRA SINGH | SIMRAN SONI | UPENDRA SINGH | ADMIN | ADMIN |

| ISSUED FOR: | UNIT: | DATE: |
|---|---|---|
| TENDOR PURPOSE | MILIMETER | 12.05.2022 |

This drawing is the property of HUP DESIGN and is to be used only for the purpose for which it was lent and must not be in any way detrimental to the interest of the company and is subject to return on demand

**SWATI Architecture landscape interior**
ARCHITECTS I PLANERS I ENGINEERING I INTERIOR DESIGN
282 , tulip , A block , Talpuri International colony , Bhilai , C.G. Email - swati.arch@outlook.com

CLIENT: CHHATTISGARH STATE MINOR FOREST PRODUSE

PROJECT: INCUBATION CENTER AT DEOBHOG GARIYABAND

TITLE: CHIRONJEE PROCESSING UNIT
TRUSS LAYOUT

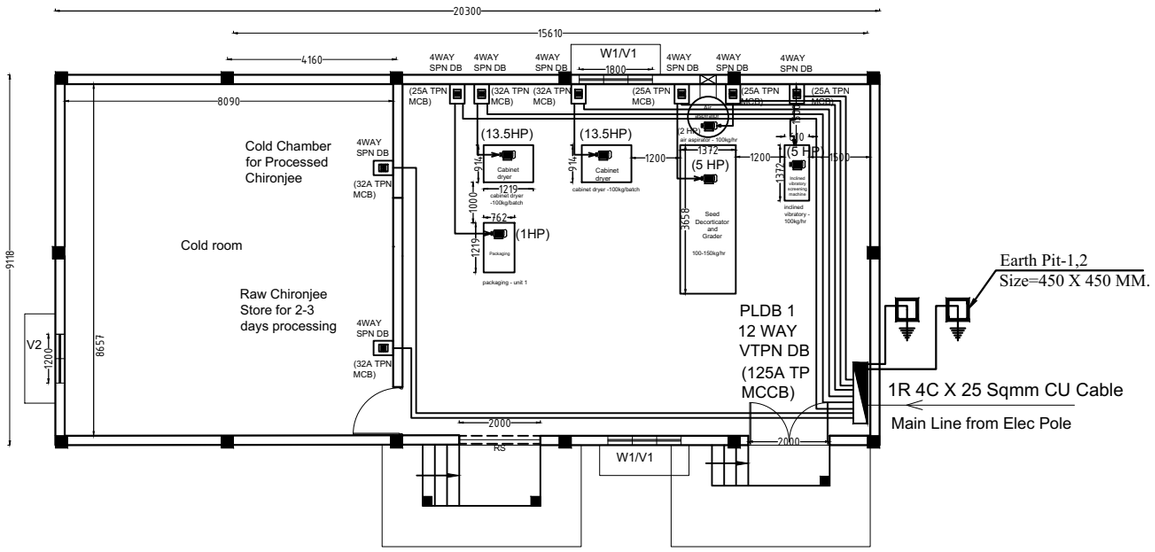


CHIRONJEE PROCESSING UNIT

| | | | |
|---|---|---|---|
| 01 | LED 50W | 50W FLOOD LIGHT (HIGH BAY) | 06 No. |
| 02 | BH ht.8' | WALL LIGHT | 02 No. |
| 03 | PP-1 | 16A SWITCH SOCKET | 04 No. |
| 04 | LP-1 | 6A SWITCH SOCKET | 01 No. |
| 05 | 4WAY SPN DB | 4WAY SPN DB | 08 No. |
| 06 | | PLDB 1 12 WAY VTPN DB | 01 No. |
| 07 | | 1400 mm Ceiling Fan | 06 No. |
| 08 | Led 20w | 20w Led Tube Light | 16 No. |
| 09 | EX. FAN | 450 mm Ex Fan | 03 No. |
| 10 | LP-1 | 6A SWITCH SOCKET | 09 No. |
| 11 | SB1 | SWITCH BOARD | 07 No. |
| 12 | | 6 X 6 SQMM CU WIRE | |
| 13 | | 3 X 1.5 SQMM CU WIRE | |
| 14 | | Earth Pit-1 Size=450 X 450 MM. | 2 SET |

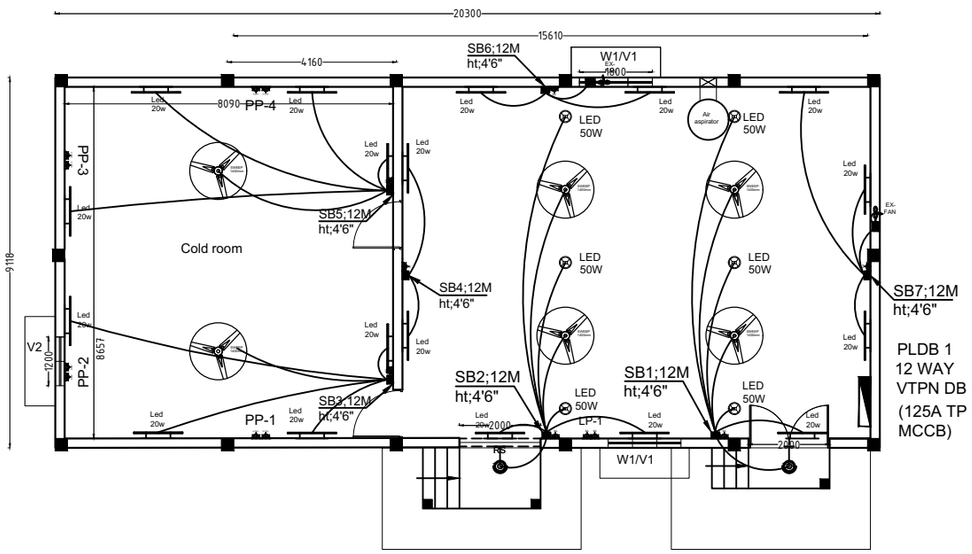


ELECTRICAL LAYOUT

| MACHINE LIST | | | |
|---|---|---|---|
| 1 - guthali grader machine(inclined vibrating ) - 100kg/hr- nos 1 | | 5 HP | 6 X 6 Sqmm CU wire |
| 2 - chironjee decorticator and grader - 100-150kg/hr - nos 1 | | 5 HP | 6 X 6 Sqmm CU wire |
| 3 - cabinet dryer - 100kg/batch - nos 2 | 10 KW | 13.5 HP | 6 X 6 Sqmm CU wire |
| 3A - cabinet dryer - 100kg/batch - nos 2 | 10 KW | 13.5 HP | 6 X 6 Sqmm CU wire |
| 4 - air aspirator machine - 100kg/hr - nos1 | | 2 HP | 6 X 6 Sqmm CU wire |
| 5 - weighting machine -10gm - 10kg , 10kg - 250kg - nos 2 | | 1 HP | 6 X 6 Sqmm CU wire |
| 6 - vacuum packaging machine - nos 1 | | 2 HP | 6 X 6 Sqmm CU wire |
| 7 - material handling and other equipment - nos 1 | | 1 HP | |
| TOTAL LOAD | 3P MCCB 125A (32 KW) (83 AMP) | 43 HP | 1R 4C 25 Sqmm Ar. CU Cable |

| DRG NO: | SHEET NO: | REV. | SCALE: |
|---|---|---|---|
| DP0001 DRG CL 01 102 | 3 OF 9 | R0 | NTS |

| DESIGNED: | DRAWN: | CHECKED: | VERIFIED: | APPROVED: |
|---|---|---|---|---|
| UPENDRA SINGH | SIMRAN SONI | UPENDRA SINGH | ADMIN | ADMIN |

| ISSUED FOR: | UNIT: | DATE: |
|---|---|---|
| TENDOR PURPOSE | MILIMETER | 12.05.2022 |

This drawing is the property of HUP DESIGN and is to be used only for the purpose for which it was lent and must not be in any way detrimental to the interest of the company and is subject to return on demand

**SWATI Architecture landscape interior**
ARCHITECTS I PLANERS I ENGINEERING I INTERIOR DESIGN
282 , tulip , A block , Talpuri International colony , Bhilai , C.G. Email - swati.arch@outlook.com

CLIENT: CHHATTISGARH STATE MINOR FOREST PRODUSE

PROJECT: INCUBATION CENTER AT DEOBHOG GARIYABAND

TITLE: CHIRONJEE PROCESSING UNIT
ELECTRICAL LAYOUT

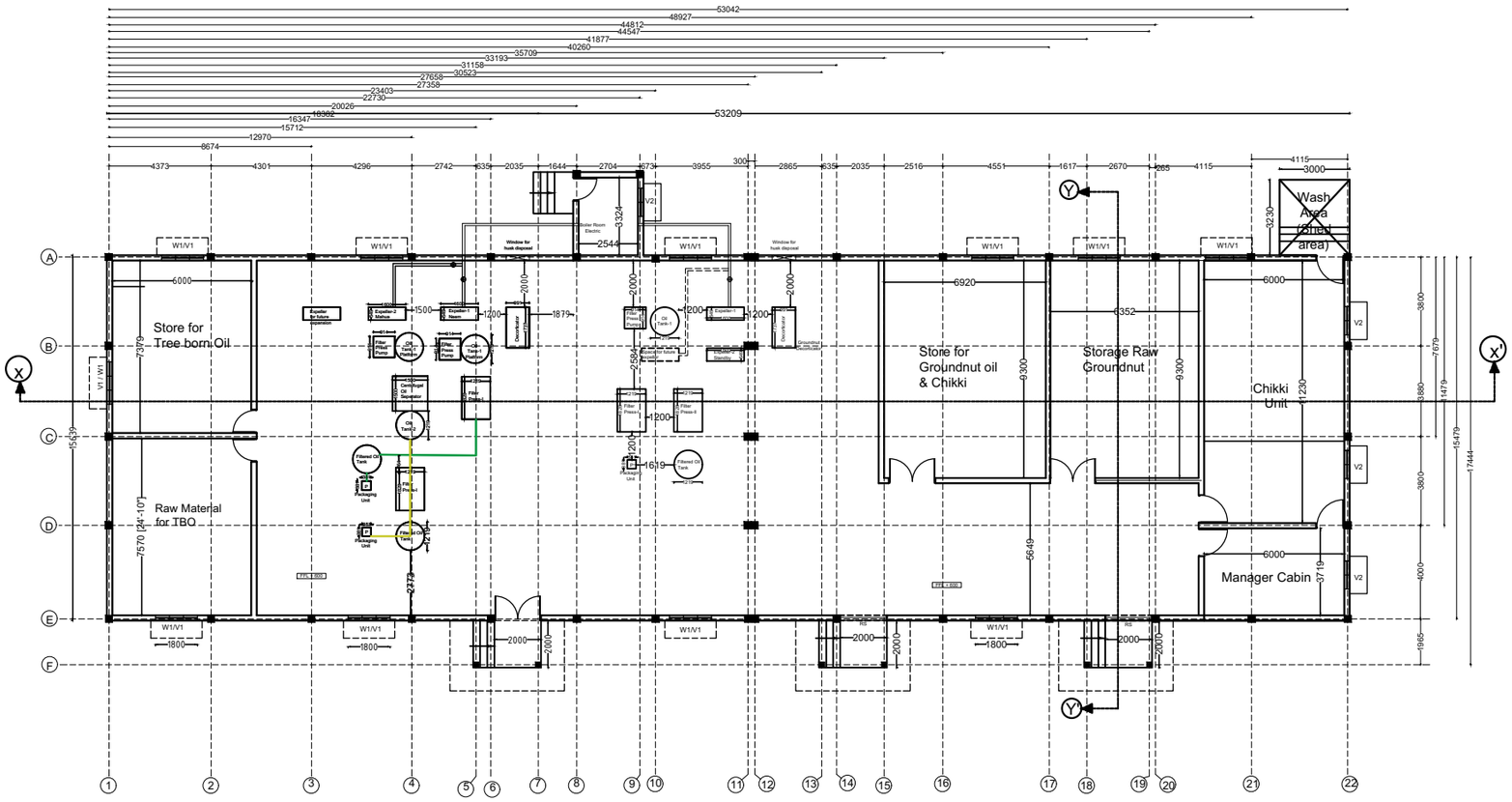


**LIST OF DRAWING**
**NEEM / MAHUA / KUSUM / GROUNDNUT OIL EXTRACTION UNIT**
**DP0001 DRG CL 01 103**

1 - PLAN LAYOUT
2 - SECTION / ELEVATION
3 - COLUMN LAYOUT
4 - FOOTING LAYOUT
5 - GROUND BEAM LAYOUT
6 - BEAM LAYOUT ( 2.4 M ABOVE )
7 - BEAM LAYOUT ( 4.5 M ABOVE )
8 - TRUSS DETAIL
9 - ELECTRICAL LAYOUT

OPENING SCHEDULE

| NAME | SAYMBOL |
|---|---|
| WINDOW | - W1 |
| VENTILATOR | - V1 |
| ROLLING SHUTTER | - R1 |
| DOOR | - D1 |

| SN | SAYMBOL | NOS | SIZE |
|---|---|---|---|
| 01 | W1 | 11 | 1.8M X 1.5M |
| 02 | V1 | 15 | 1.8 M X 1 M |
| 03 | D2 | 03 | 1.2 M X 2.1M |
| 04 | D1 | 07 | 1M X 2.1 M |
| 05 | R1 | 02 | 2.4 M X 2.5 M |

NEEM / MAHUA / KUSUM /GROUNDNUT OIL/ CHIKKI UNIT
BUILD UP AREA - 866 SQM

| DRG NO: | SHEET NO: | REV. | SCALE: |
|---|---|---|---|
| DP0001 DRG CL 01 103 | 1 OF 9 | R0 | NTS |

| DESIGNED: | DRAWN: | CHECKED: | VERIFIED: | APPROVED: |
|---|---|---|---|---|
| UPENDRA SINGH | SIMRAN SONI | UPENDRA SINGH | ADMIN | ADMIN |

| ISSUED FOR: | UNIT: | DATE: |
|---|---|---|
| TENDOR PURPOSE | MILIMETER | 12.05.2022 |

This drawing is the property of HUP DESIGN and is to be used only for the purpose for which it was lent and must not be in any way detrimental to the interest of the company and is subject to return on demand

**SWATI Architecture landscape interior**
ARCHITECTS I PLANERS I ENGINEERING I INTERIOR DESIGN
282 , tulip , A block , Talpuri International colony , Bhilai , C.G. Email - swati.arch@outlook.com

CLIENT: CHHATTISGARH STATE MINOR FOREST PRODUSE

PROJECT: INCUBATION CENTER AT DEOBHOG GARIYABAND

TITLE: NEEM / MAHUA / KUSUM /GROUNDNUT OIL EXTRACTION UNIT
PLAN LAYOUT

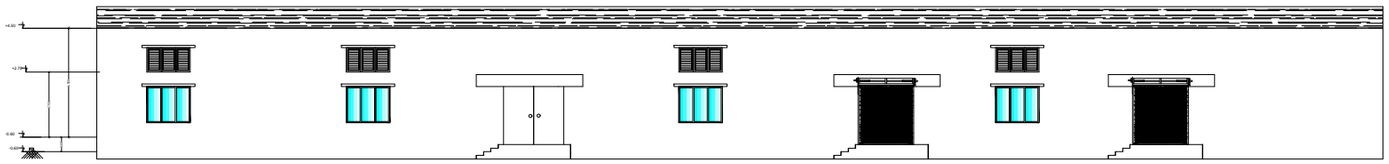

FRONT ELEVATION

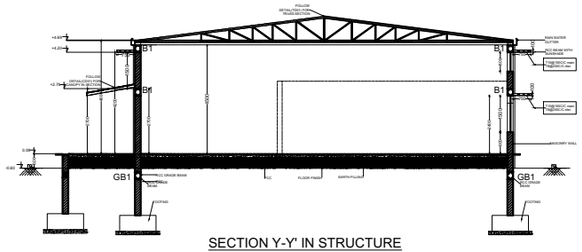


SECTION Y-Y' IN STRUCTURE

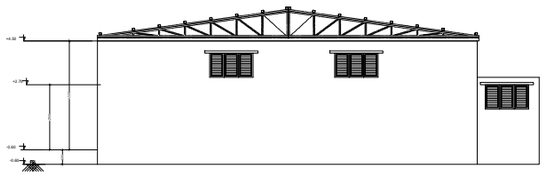

SIDE ELEVATION

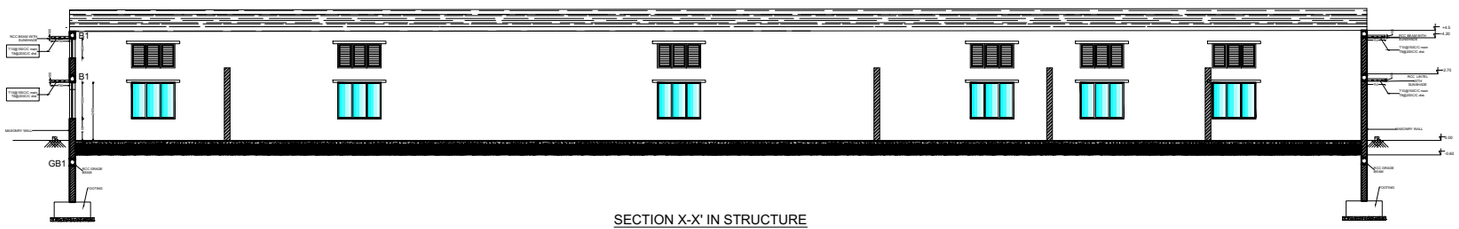


SECTION X-X' IN STRUCTURE

| DRG NO: | SHEET NO: | REV. | SCALE: |
|---|---|---|---|
| DP0001 DRG CL 01 103 | 2 OF 9 | R0 | NTS |

| DESIGNED: | DRAWN: | CHECKED: | VERIFIED: | APPROVED: |
|---|---|---|---|---|
| UPENDRA SINGH | SIMRAN SONI | UPENDRA SINGH | ADMIN | ADMIN |

| ISSUED FOR: | UNIT: | DATE: |
|---|---|---|
| TENDOR PURPOSE | MILIMETER | 12.05.2022 |

This drawing is the property of HUP DESIGN and is to be used only for the purpose for which it was lent and must not be in any way detrimental to the interest of the company and is subject to return on demand

**SWATI Architecture landscape interior**
ARCHITECTS I PLANERS I ENGINEERING I INTERIOR DESIGN
282 , tulip , A block , Talpuri International colony , Bhilai , C.G. Email - swati.arch@outlook.com

CLIENT: CHHATTISGARH STATE MINOR FOREST PRODUSE

PROJECT: INCUBATION CENTER AT DEOBHOG GARIYABAND

TITLE: NEEM / MAHUA / KUSUM /GROUNDNUT OIL EXTRACTION UNIT ELEVATION / SECTION

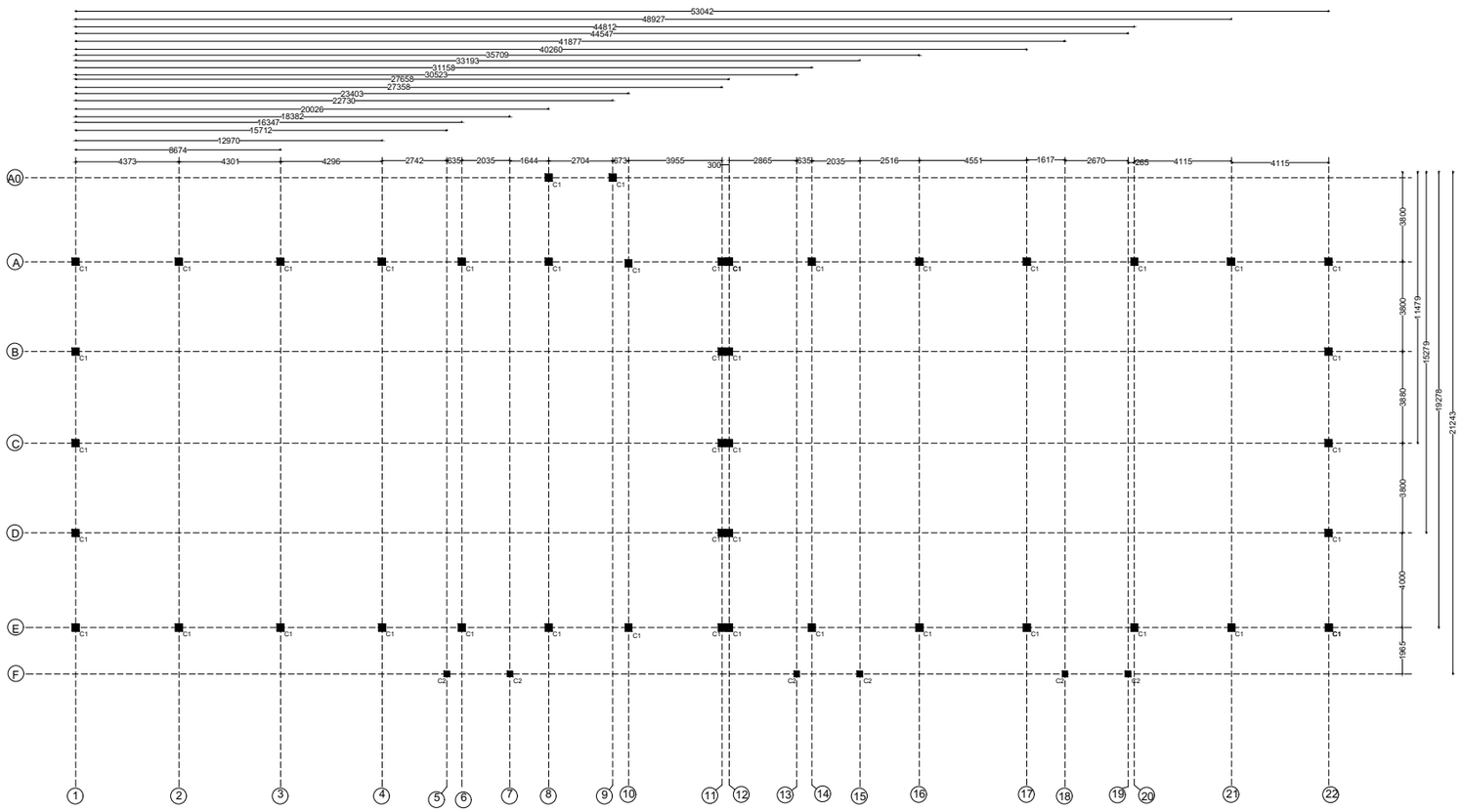


COLUMN LAYOUT PLAN

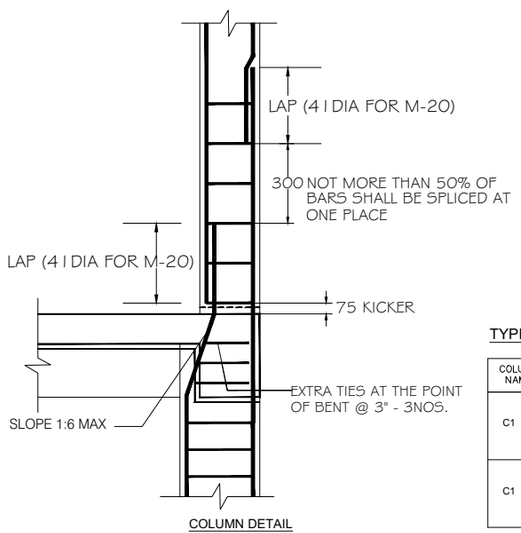


COLUMN DETAIL

TYPICAL COLUMN DETAIL'S

| COLUMN NAME | Pile/col detail | STIRRUPS | REMARKS |
|---|---|---|---|
| C1 | 300 / 300 — 8-T12, T8@ 200 c/c, 2-Tie | | FOUNDATION TO TERRACE |
| C1 | 230 / 230 — 4-T12, T8@ 200 c/c, 1-Tie | | TERMINATE AT GROUND LVL |

## GENERAL NOTES

NOTES-

1. USE - M 20 GRADE OF CONC. AS/IS 426-5000
2. USE - FE 500 GRADE OF REINF. BY CLIENT
3. PROVIDE CLEAR COVER TO MAIN REINF.

FOUNDATION- 50MM
COLUMN - 40MM
BEAM - 25MM
SLAB - 20MM OR DIA OF BAR, WHICHEVER IS MORE,
R.C.C. WALL - 25MM

4.TIES SHOULD BE BEND INSIDE WITH 10# LENGTH IN BEAM & COLUMN

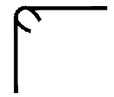

5.FOLLOW - IS-456-2000 FOR R.C.C. WORK

6.STRIPPING TIME FOR SHUTTERING / FORMWORK UNDER NORMAL CONDITION.

| TYPE OF WORK | MINIMUM PERIOD BEFORE STRIKING FORM WORK |
|---|---|
| a) VERTICAL FORMWORK TO COLUMN, WALLS, BEAM | 16-24 HOUR |
| b) SOFFITS FORMWORK TO SLABS ( PROPS TO BE REFIXED- - IMMEDIATELY AFTER REMOVAL OF FORMWORK) | 3 DAYS |
| c) SOFFIT FORMWORK TO BEAMS ( PROPS TO BE REFIXED IMMEDIATELY AFTER REMOVAL OF FORMWORK ) | 7DAYS |
| d) PROPS TO SLABS: | |
| 1) SPANNING UP TO 4.5M | 7DAYS |
| 2) SPANNING OVER 4.5M | 14 DAYS |
| e) PROPS TO BEAMS & ARCHES: | |
| 1) SPANNING UP TO 6M | 14DAYS |
| 2) SPANNING OVER 6M | 21DAYS |

7. CURING FOR R.C.C. MEMBER MINIMUM 14 DAYS CONTINOUSELY PREFERABLE - 28 DAYS.
8. START EARLY CURING TO AVOID SRINKAGE CRACKS, WHEN CONCRETE APPEARS TO HARDEN.
9) PROVIDE FOLLOWING SLUMP IN CONCRETE GEN- -ERALLY.

| | |
|---|---|
| a) SHALLOW SECTIONS, PAVMENTS, MASS CONC. LIGTH REINFORCEMENT SECTION IN SLAB, BEAM, WALL, COLUMN | 25-75 |
| b) HEAVILY REINFORCEMENT SECTION IN SLAB | 50-100 |
| c) HEAVILY REINFORCEMENT SECTION IN BEAMS, WALLS, COLUMNS SLIPFORM, OR PUMPED CONC. | 75-100 |
| d) TRENCH FILL, PILLING, PUMPED CONC. | 100-150 |

10) PROVIDE LAP/ DEVELOPEMENT LENGTH IN REINFORCEMENT BARS GRADE OF CONC.
M20- 47Ø
M25-41Ø
M30-38Ø

11) REFER RELEVANT DRG. WITH THIS DRG.
12) AVOID CORE CUTING.

| DRG NO: | SHEET NO: | REV. | SCALE: |
|---|---|---|---|
| DP0001 DRG CL 01 105 | 3 OF 9 | R0 | NTS |

| DESIGNED: | DRAWN: | CHECKED: | VERIFIED: | APPROVED: |
|---|---|---|---|---|
| UPENDRA SINGH | SIMRAN SONI | UPENDRA SINGH | ADMIN | ADMIN |

| ISSUED FOR: | UNIT: | DATE: |
|---|---|---|
| TENDOR PURPOSE | MILIMETER | 12.05.2022 |

This drawing is the property of HUP DESIGN and is to be used only for the purpose for which it was lent and must not be in any way detrimental to the interest of the company and is subject to return on demand

**SWATI Architecture landscape interior**
ARCHITECTS I PLANERS I ENGINEERING I INTERIOR DESIGN
282 , tulip , A block , Talpuri International colony , Bhilai , C.G. Email - swati.arch@outlook.com

CLIENT: CHHATTISGARH STATE MINOR FOREST PRODUSE

PROJECT: INCUBATION CENTER AT DEOBHOG GARIYABAND

TITLE: NEEM / MAHUA / KUSUM/ GROUND NUT OIL EXTRACTION UNIT
BEAM LAYOUT

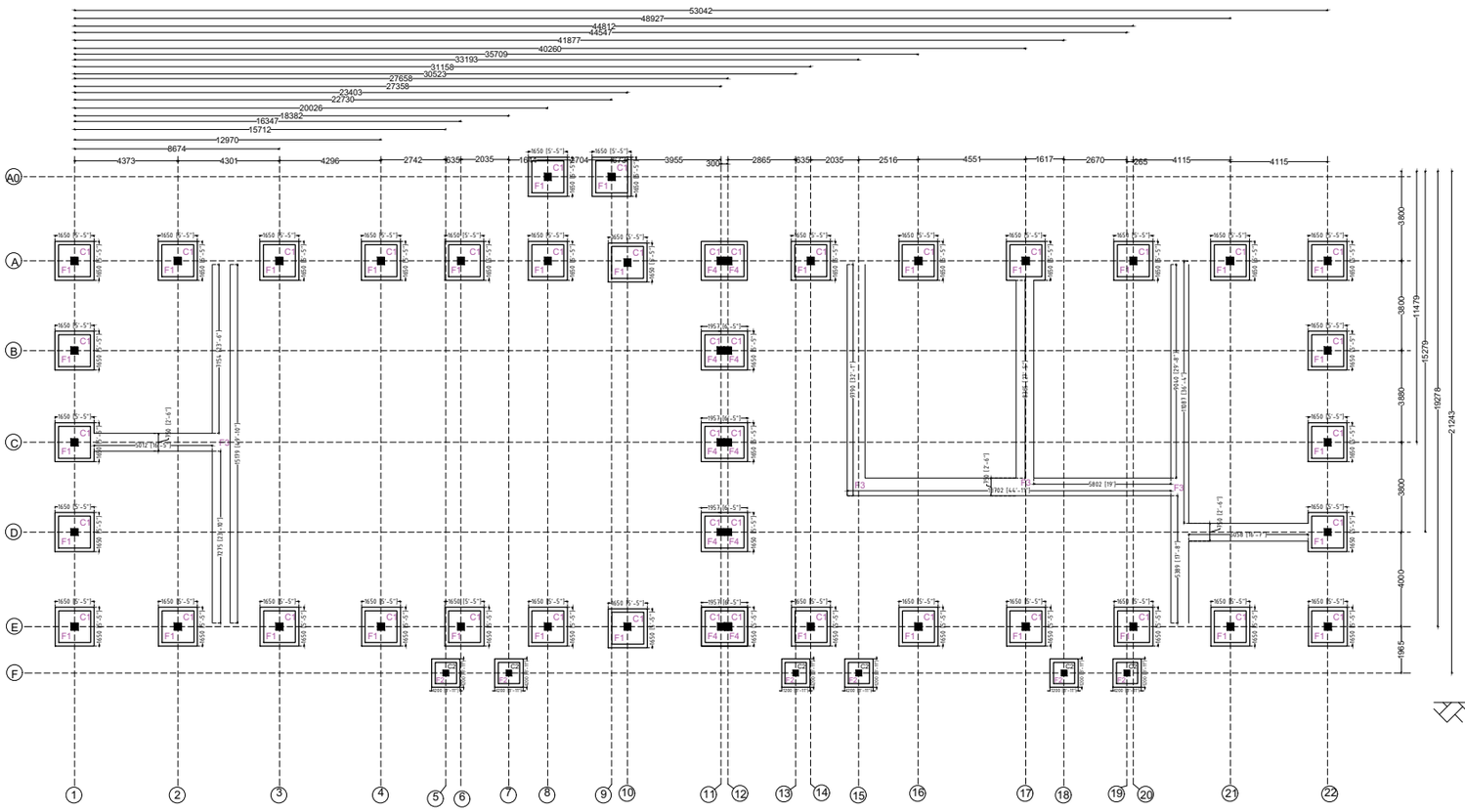

FOOTING LAYOUT PLAN

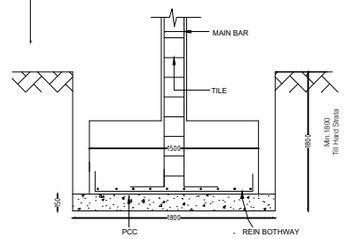


TYPICAL FOOTING SECTION (1-1')

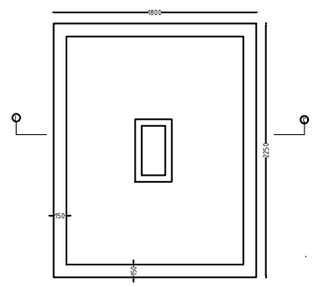

TYPICAL FOOTING PLAN

## GENERAL NOTES

NOTES-

1. USE - M 20 GRADE OF CONC. AS/IS 426-5000
2. USE - FE 500 GRADE OF REINF. BY CLIENT
3. PROVIDE CLEAR COVER TO MAIN REINF.

FOUNDATION- 50MM
COLUMN - 40MM
BEAM - 25MM
SLAB - 20MM OR DIA OF BAR, WHICHEVER IS MORE,
R.C.C. WALL - 25MM

4.TIES SHOULD BE BEND INSIDE WITH 10# LENGTH IN BEAM & COLUMN

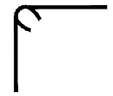

5.FOLLOW - IS-456-2000 FOR R.C.C. WORK

6.STRIPPING TIME FOR SHUTTERING / FORMWORK UNDER NORMAL CONDITION.

| TYPE OF WORK | MINIMUM PERIOD BEFORE STRIKING FORM WORK |
|---|---|
| a) VERTICAL FORMWORK TO COLUMN, WALLS, BEAM | 16-24 HOUR |
| b) SOFFITS FORMWORK TO SLABS ( PROPS TO BE REFIXED- - IMMEDIATELY AFTER REMOVAL OF FORMWORK) | 3 DAYS |
| c) SOFFIT FORMWORK TO BEAMS ( PROPS TO BE REFIXED IMMEDIATELY AFTER REMOVAL OF FORMWORK ) | 7DAYS |
| d) PROPS TO SLABS: | |
| 1) SPANNING UP TO 4.5M | 7DAYS |
| 2) SPANNING OVER 4.5M | 14 DAYS |
| e) PROPS TO BEAMS & ARCHES: | |
| 1) SPANNING UP TO 6M | 14DAYS |
| 2) SPANNING OVER 6M | 21DAYS |

7. CURING FOR R.C.C. MEMBER MINIMUM 14 DAYS CONTINOUSELY PREFERABLE - 28 DAYS.
8. START EARLY CURING TO AVOID SRINKAGE CRACKS, WHEN CONCRETE APPEARS TO HARDEN.
9) PROVIDE FOLLOWING SLUMP IN CONCRETE GEN- -ERALLY.

| | |
|---|---|
| a) SHALLOW SECTIONS, PAVMENTS, MASS CONC. LIGTH REINFORCEMENT SECTION IN SLAB, BEAM, WALL, COLUMN | 25-75 |
| b) HEAVILY REINFORCEMENT SECTION IN SLAB | 50-100 |
| c) HEAVILY REINFORCEMENT SECTION IN BEAMS, WALLS, COLUMNS SLIPFORM, OR PUMPED CONC. | 75-100 |
| d) TRENCH FILL, PILLING, PUMPED CONC. | 100-150 |

10) PROVIDE LAP/ DEVELOPEMENT LENGTH IN REINFORCEMENT BARS GRADE OF CONC.
M20- 47Ø
M25-41Ø
M30-38Ø

11) REFER RELEVANT DRG. WITH THIS DRG.
12) AVOID CORE CUTING.

FOOTING SCHEDULE

| FE500 AND M20 | | | | | | | |
|---|---|---|---|---|---|---|---|
| Footing | Column | PCC Size | Footing Size | Total | Steel | Steel | Remarks |
| | Nos | X - Y mm | X - Y mm | Depth mm | \|\| to X mm | \|\| to Y mm | |
| F1 | C1 | 1650 X 1650 | 1350 X 1350 | 400 | T10@ 175C/C | T10@ 175 C/C | Bottom bars only |
| F2 | C2 | 1200 X 1200 | 900 X 900 | 230 | T8@200C/C | T8@ 200 C/C | Bottom bars only |

| DRG NO: | SHEET NO: | REV. | SCALE: |
|---|---|---|---|
| DP0001 DRG CL 01 105 | 4 OF 9 | R0 | NTS |

| DESIGNED: | DRAWN: | CHECKED: | VERIFIED: | APPROVED: |
|---|---|---|---|---|
| UPENDRA SINGH | SIMRAN SONI | UPENDRA SINGH | ADMIN | ADMIN |

| ISSUED FOR: | UNIT: | DATE: |
|---|---|---|
| TENDOR PURPOSE | MILIMETER | 12.05.2022 |

This drawing is the property of HUP DESIGN and is to be used only for the purpose for which it was lent and must not be in any way detrimental to the interest of the company and is subject to return on demand

**SWATI Architecture landscape interior**
ARCHITECTS I PLANERS I ENGINEERING I INTERIOR DESIGN
282 , tulip , A block , Talpuri International colony , Bhilai , C.G. Email - swati.arch@outlook.com

CLIENT: CHHATTISGARH STATE MINOR FOREST PRODUSE

PROJECT: INCUBATION CENTER AT DEOBHOG GARIYABAND

TITLE: NEEM / MAHUA / KUSUM/ GROUND NUT OIL EXTRACTION UNIT
FOOTING LAYOUT

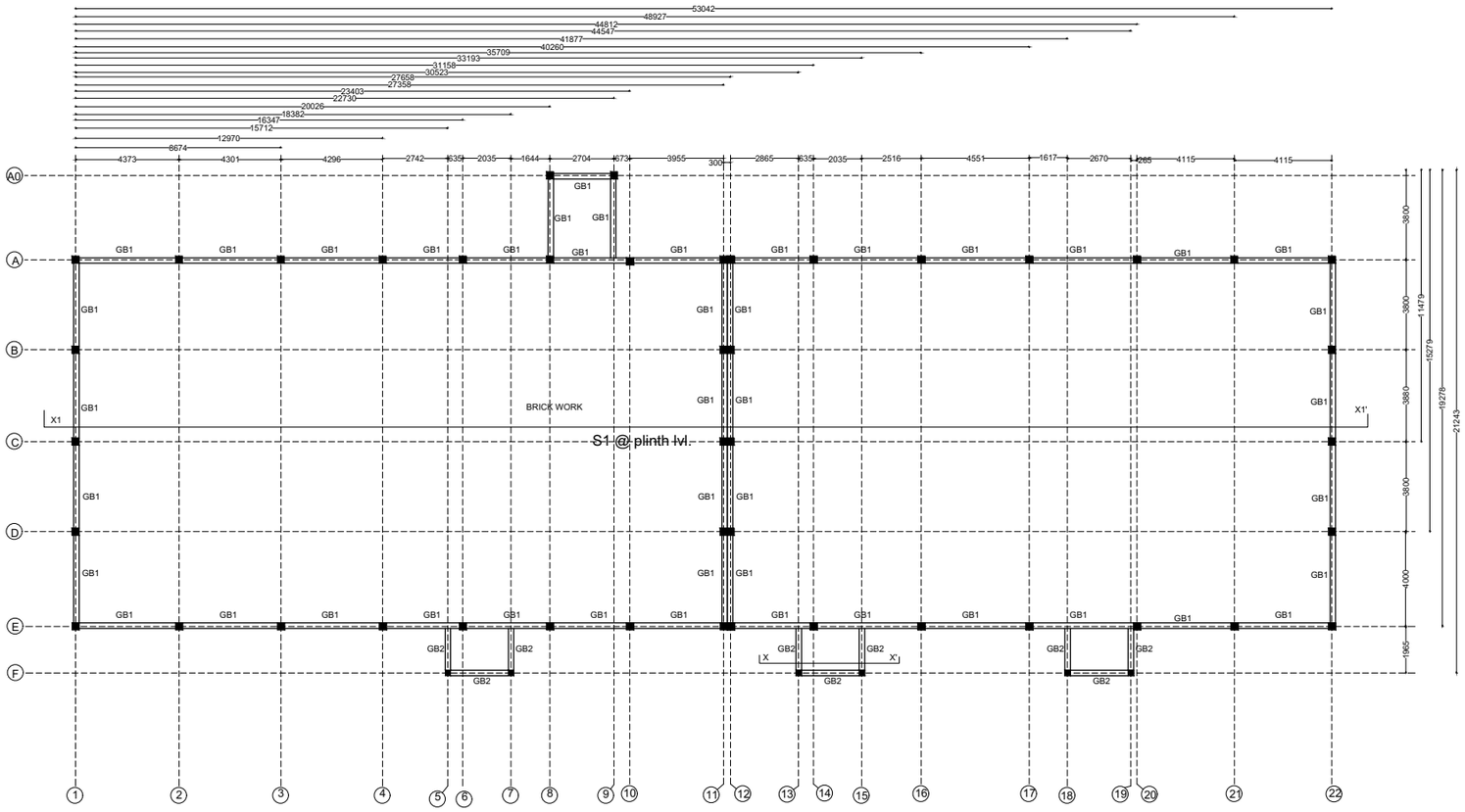


GROUNG BEAM LAYOUT

BEAM SCHEDULE FOR GROUND/ PLINTH LVL.

| | | | | | | | | | | |
|---|---|---|---|---|---|---|---|---|---|---|
| GB1 | 230X375 | 2-T16 | 2-T12 | 2-T16 | 2-T12 | 2-T12 | T8 @200C/C | T8 @175C/C | T8 @175C/C | SLAB THK INCLUDED |
| GB2 | 230X230 | 2-T12 | - | 2-T10 | - | - | T8 @200C/C | T8 @200C/C | T8 @200C/C | SLAB THK INCLUDED |

SLAB SCHEDULE FOR GROUND FLOOR LVL.

| SLAB NAME | THICKNESS (mm) | | | remarks |
|---|---|---|---|---|
| | | Main Steel | Other Steel | |
| S1 | 150 (MESH) | T8 @ 200 c/c | T8 @ 200 c/c | All straight |

GENERAL NOTES

NOTES-

1. USE - M 20 GRADE OF CONC. AS/IS 426-5000
2. USE - FE 500 GRADE OF REINF. BY CLIENT
3. PROVIDE CLEAR COVER TO MAIN REINF.

FOUNDATION- 50MM
COLUMN - 40MM
BEAM - 25MM
SLAB - 20MM OR DIA OF BAR, WHICHEVER IS MORE,
R.C.C. WALL - 25MM

4.TIES SHOULD BE BEND INSIDE WITH 10# LENGTH IN BEAM & COLUMN

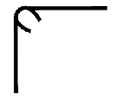

5.FOLLOW - IS-456-2000 FOR R.C.C. WORK

6.STRIPPING TIME FOR SHUTTERING / FORMWORK UNDER NORMAL CONDITION.

| TYPE OF WORK | MINIMUM PERIOD BEFORE STRIKING FORM WORK |
|---|---|
| a) VERTICAL FORMWORK TO COLUMN, WALLS, BEAM | 16-24 HOUR |
| b) SOFFITS FORMWORK TO SLABS ( PROPS TO BE REFIXED- - IMMEDIATELY AFTER REMOVAL OF FORMWORK) | 3 DAYS |
| c) SOFFIT FORMWORK TO BEAMS ( PROPS TO BE REFIXED IMMEDIATELY AFTER REMOVAL OF FORMWORK ) | 7DAYS |
| d) PROPS TO SLABS: | |
| 1) SPANNING UP TO 4.5M | 7DAYS |
| 2) SPANNING OVER 4.5M | 14 DAYS |
| e) PROPS TO BEAMS & ARCHES: | |
| 1) SPANNING UP TO 6M | 14DAYS |
| 2) SPANNING OVER 6M | 21DAYS |

7. CURING FOR R.C.C. MEMBER MINIMUM 14 DAYS CONTINOUSELY PREFERABLE - 28 DAYS.
8. START EARLY CURING TO AVOID SRINKAGE CRACKS, WHEN CONCRETE APPEARS TO HARDEN.
9) PROVIDE FOLLOWING SLUMP IN CONCRETE GEN- -ERALLY.

| | |
|---|---|
| a) SHALLOW SECTIONS, PAVMENTS, MASS CONC. LIGTH REINFORCEMENT SECTION IN SLAB, BEAM, WALL, COLUMN | 25-75 |
| b) HEAVILY REINFORCEMENT SECTION IN SLAB | 50-100 |
| c) HEAVILY REINFORCEMENT SECTION IN BEAMS, WALLS, COLUMNS SLIPFORM, OR PUMPED CONC. | 75-100 |
| d) TRENCH FILL, PILLING, PUMPED CONC. | 100-150 |

10) PROVIDE LAP/ DEVELOPEMENT LENGTH IN REINFORCEMENT BARS GRADE OF CONC.

M20- 47Ø
M25-41Ø
M30-38Ø

11) REFER RELEVANT DRG. WITH THIS DRG.
12) AVOID CORE CUTING.

| DRG NO: | SHEET NO: | REV. | SCALE: |
|---|---|---|---|
| DP0001 DRG CL 01 105 | 5 OF 9 | R0 | NTS |

| DESIGNED: | DRAWN: | CHECKED: | VERIFIED: | APPROVED: |
|---|---|---|---|---|
| UPENDRA SINGH | SIMRAN SONI | UPENDRA SINGH | ADMIN | ADMIN |

| ISSUED FOR: | UNIT: | DATE: |
|---|---|---|
| TENDOR PURPOSE | MILIMETER | 12.05.2022 |

This drawing is the property of HUP DESIGN and is to be used only for the purpose for which it was lent and must not be in any way detrimental to the interest of the company and is subject to return on demand

**SWATI Architecture landscape interior**
ARCHITECTS I PLANERS I ENGINEERING I INTERIOR DESIGN
282 , tulip , A block , Talpuri International colony , Bhilai , C.G. Email - swati.arch@outlook.com

CLIENT: CHHATTISGARH STATE MINOR FOREST PRODUSE

PROJECT: INCUBATION CENTER AT DEOBHOG GARIYABAND

TITLE: NEEM / MAHUA / KUSUM/ GROUND NUT OIL EXTRACTION UNIT
BEAM LAYOUT

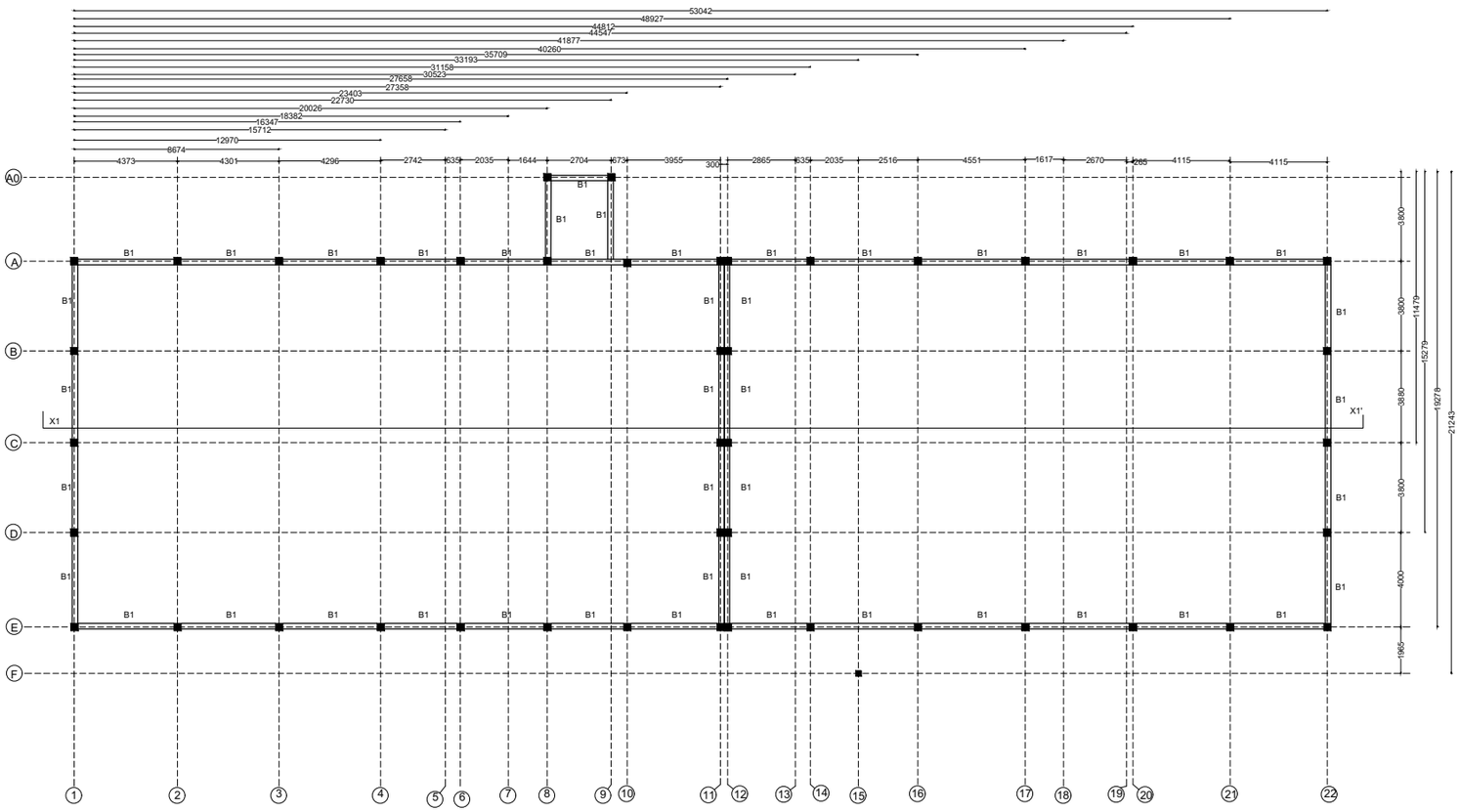


BEAM LAYOUT ( 2.5 M ABOVE )

BEAM SCHEDULE FOR 2.4m LVL. ABOVE PLINTH

| | | | | | | | | | | |
|---|---|---|---|---|---|---|---|---|---|---|
| | | | | | | | | | | |
| B1 | 230X300 | 2-T12 | 2-T12 | 2-T12 | 2-T12 | 2-T12 | T8 @200C/C | T8 @175C/C | T8 @175C/C | SLAB THK. INCLUDED |

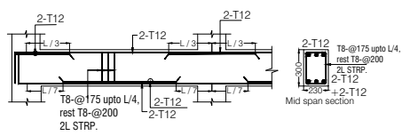


GENERAL NOTES

NOTES-

1. USE - M 20 GRADE OF CONC. AS/IS 426-5000
2. USE - FE 500 GRADE OF REINF. BY CLIENT
3. PROVIDE CLEAR COVER TO MAIN REINF.

FOUNDATION- 50MM
COLUMN - 40MM
BEAM - 25MM
SLAB - 20MM OR DIA OF BAR, WHICHEVER IS MORE,
R.C.C. WALL - 25MM

4.TIES SHOULD BE BEND INSIDE WITH 10# LENGTH IN BEAM & COLUMN

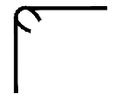

5.FOLLOW - IS-456-2000 FOR R.C.C. WORK

6.STRIPPING TIME FOR SHUTTERING / FORMWORK UNDER NORMAL CONDITION.

| TYPE OF WORK | MINIMUM PERIOD BEFORE STRIKING FORM WORK |
|---|---|
| a) VERTICAL FORMWORK TO COLUMN, WALLS, BEAM | 16-24 HOUR |
| b) SOFFITS FORMWORK TO SLABS ( PROPS TO BE REFIXED- - IMMEDIATELY AFTER REMOVAL OF FORMWORK) | 3 DAYS |
| c) SOFFIT FORMWORK TO BEAMS ( PROPS TO BE REFIXED IMMEDIATELY AFTER REMOVAL OF FORMWORK ) | 7DAYS |
| d) PROPS TO SLABS: | |
| 1) SPANNING UP TO 4.5M | 7DAYS |
| 2) SPANNING OVER 4.5M | 14 DAYS |
| e) PROPS TO BEAMS & ARCHES: | |
| 1) SPANNING UP TO 6M | 14DAYS |
| 2) SPANNING OVER 6M | 21DAYS |

7. CURING FOR R.C.C. MEMBER MINIMUM 14 DAYS CONTINOUSELY PREFERABLE - 28 DAYS.
8. START EARLY CURING TO AVOID SRINKAGE CRACKS, WHEN CONCRETE APPEARS TO HARDEN.
9) PROVIDE FOLLOWING SLUMP IN CONCRETE GEN- -ERALLY.

| | |
|---|---|
| a) SHALLOW SECTIONS, PAVMENTS, MASS CONC. LIGTH REINFORCEMENT SECTION IN SLAB, BEAM, WALL, COLUMN | 25-75 |
| b) HEAVILY REINFORCEMENT SECTION IN SLAB | 50-100 |
| c) HEAVILY REINFORCEMENT SECTION IN BEAMS, WALLS, COLUMNS SLIPFORM, OR PUMPED CONC. | 75-100 |
| d) TRENCH FILL, PILLING, PUMPED CONC. | 100-150 |

10) PROVIDE LAP/ DEVELOPEMENT LENGTH IN REINFORCEMENT BARS GRADE OF CONC.
M20- 47Ø
M25-41Ø
M30-38Ø
11) REFER RELEVANT DRG. WITH THIS DRG.
12) AVOID CORE CUTING.

| DRG NO: | SHEET NO: | REV. | SCALE: |
|---|---|---|---|
| DP0001 DRG CL 01 105 | 6 OF 9 | R0 | NTS |

| DESIGNED: | DRAWN: | CHECKED: | VERIFIED: | APPROVED: |
|---|---|---|---|---|
| UPENDRA SINGH | SIMRAN SONI | UPENDRA SINGH | ADMIN | ADMIN |

| ISSUED FOR: | UNIT: | DATE: |
|---|---|---|
| TENDOR PURPOSE | MILIMETER | 12.05.2022 |

This drawing is the property of HUP DESIGN and is to be used only for the purpose for which it was lent and must not be in any way detrimental to the interest of the company and is subject to return on demand

**SWATI Architecture landscape interior**
ARCHITECTS I PLANERS I ENGINEERING I INTERIOR DESIGN
282 , tulip , A block , Talpuri International colony , Bhilai , C.G. Email - swati.arch@outlook.com

CLIENT: CHHATTISGARH STATE MINOR FOREST PRODUSE

PROJECT: INCUBATION CENTER AT DEOBHOG GARIYABAND

TITLE: NEEM / MAHUA / KUSUM/ GROUND NUT OIL EXTRACTION UNIT
BEAM LAYOUT

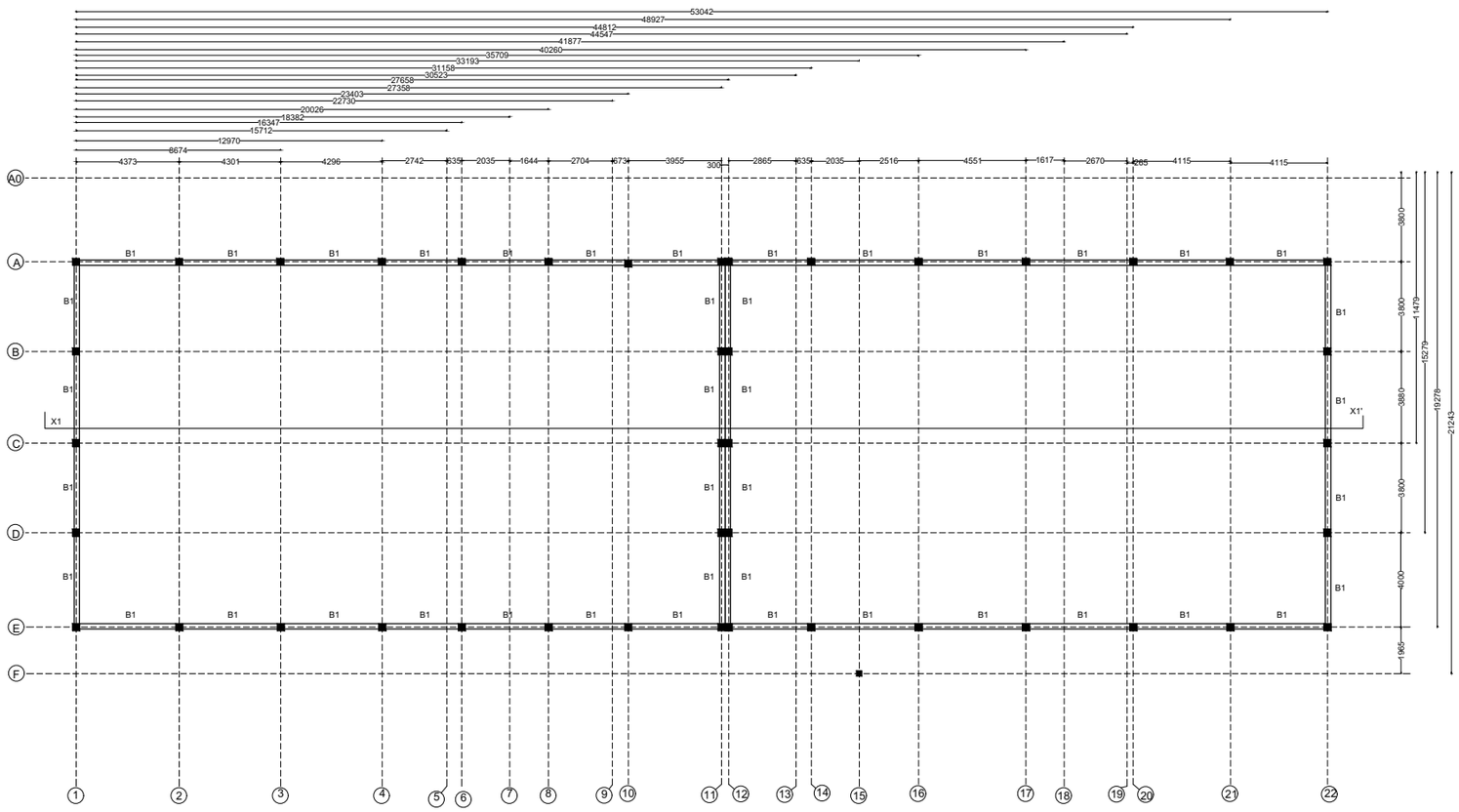


BEAM PLAN (4.5 ABOVE PLINTH LVL)

BEAM SCHEDULE FOR 4.5m LVL. ABOVE PLINTH

| | | | | | | | | | | |
|---|---|---|---|---|---|---|---|---|---|---|
| B1 | 230X300 | 2-T12 | - | 2-T10 | - | - | T8 @200C/C | T8 @175C/C | T8 @175C/C | SLAB THK. INCLUDED |
| B2 | 230X300 | 2-T12 | 2-T12 | 2-T12 | 2-T12 | 2-T12 | T8 @200C/C | T8 @175C/C | T8 @175C/C | SLAB THK. INCLUDED |

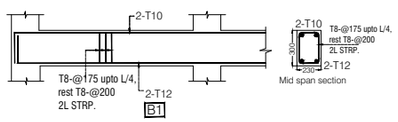


GENERAL NOTES

NOTES-

1. USE - M 20 GRADE OF CONC. AS/IS 426-5000
2. USE - FE 500 GRADE OF REINF. BY CLIENT
3. PROVIDE CLEAR COVER TO MAIN REINF.

FOUNDATION- 50MM
COLUMN - 40MM
BEAM - 25MM
SLAB - 20MM OR DIA OF BAR, WHICHEVER IS MORE,
R.C.C. WALL - 25MM

4.TIES SHOULD BE BEND INSIDE WITH 10# LENGTH IN BEAM & COLUMN

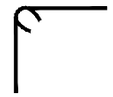

5.FOLLOW - IS-456-2000 FOR R.C.C. WORK

6.STRIPPING TIME FOR SHUTTERING / FORMWORK UNDER NORMAL CONDITION.

| TYPE OF WORK | MINIMUM PERIOD BEFORE STRIKING FORM WORK |
|---|---|
| a) VERTICAL FORMWORK TO COLUMN, WALLS, BEAM | 16-24 HOUR |
| b) SOFFITS FORMWORK TO SLABS ( PROPS TO BE REFIXED- - IMMEDIATELY AFTER REMOVAL OF FORMWORK) | 3 DAYS |
| c) SOFFIT FORMWORK TO BEAMS ( PROPS TO BE REFIXED IMMEDIATELY AFTER REMOVAL OF FORMWORK ) | 7DAYS |
| d) PROPS TO SLABS: | |
| 1) SPANNING UP TO 4.5M | 7DAYS |
| 2) SPANNING OVER 4.5M | 14 DAYS |
| e) PROPS TO BEAMS & ARCHES: | |
| 1) SPANNING UP TO 6M | 14DAYS |
| 2) SPANNING OVER 6M | 21DAYS |

7. CURING FOR R.C.C. MEMBER MINIMUM 14 DAYS CONTINOUSELY PREFERABLE - 28 DAYS.
8. START EARLY CURING TO AVOID SRINKAGE CRACKS, WHEN CONCRETE APPEARS TO HARDEN.
9) PROVIDE FOLLOWING SLUMP IN CONCRETE GEN- -ERALLY.

| | |
|---|---|
| a) SHALLOW SECTIONS, PAVMENTS, MASS CONC. LIGTH REINFORCEMENT SECTION IN SLAB, BEAM, WALL, COLUMN | 25-75 |
| b) HEAVILY REINFORCEMENT SECTION IN SLAB | 50-100 |
| c) HEAVILY REINFORCEMENT SECTION IN BEAMS, WALLS, COLUMNS SLIPFORM, OR PUMPED CONC. | 75-100 |
| d) TRENCH FILL, PILLING, PUMPED CONC. | 100-150 |

10) PROVIDE LAP/ DEVELOPEMENT LENGTH IN REINFORCEMENT BARS GRADE OF CONC.

M20- 47Ø
M25-41Ø
M30-38Ø

11) REFER RELEVANT DRG. WITH THIS DRG.
12) AVOID CORE CUTING.

| DRG NO: | SHEET NO: | REV. | SCALE: |
|---|---|---|---|
| DP0001 DRG CL 01 105 | 7 OF 9 | R0 | NTS |

| DESIGNED: | DRAWN: | CHECKED: | VERIFIED: | APPROVED: |
|---|---|---|---|---|
| UPENDRA SINGH | SIMRAN SONI | UPENDRA SINGH | ADMIN | ADMIN |

| ISSUED FOR: | UNIT: | DATE: |
|---|---|---|
| TENDOR PURPOSE | MILIMETER | 12.05.2022 |

This drawing is the property of HUP DESIGN and is to be used only for the purpose for which it was lent and must not be in any way detrimental to the interest of the company and is subject to return on demand

**SWATI Architecture landscape interior**
ARCHITECTS I PLANERS I ENGINEERING I INTERIOR DESIGN
282 , tulip , A block , Talpuri International colony , Bhilai , C.G. Email - swati.arch@outlook.com

CLIENT: CHHATTISGARH STATE MINOR FOREST PRODUSE

PROJECT: INCUBATION CENTER AT DEOBHOG GARIYABAND

TITLE: NEEM / MAHUA / KUSUM/ GROUND NUT OIL EXTRACTION UNIT
BEAM LAYOUT

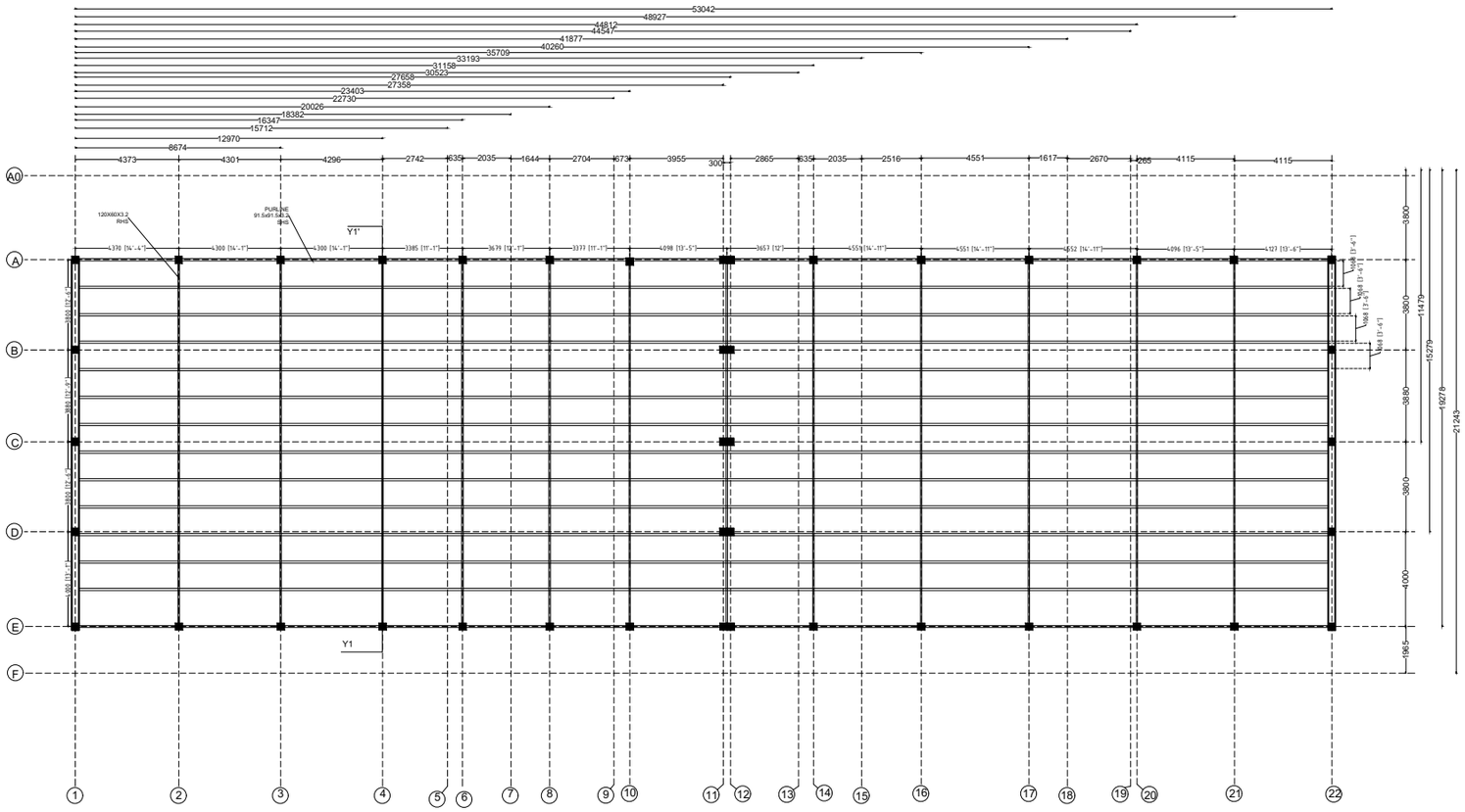


TRUSS PLAN

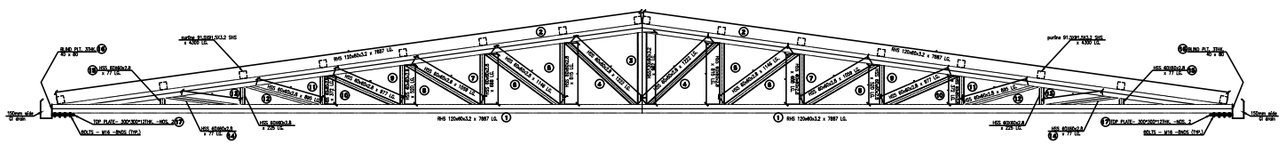

TRUSS DETAIL

GENERAL NOTES

NOTES-

1. USE - M 20 GRADE OF CONC. AS/IS 426-5000
2. USE - FE 500 GRADE OF REINF. BY CLIENT
3. PROVIDE CLEAR COVER TO MAIN REINF.

FOUNDATION- 50MM
COLUMN - 40MM
BEAM - 25MM
SLAB - 20MM OR DIA OF BAR, WHICHEVER IS MORE,
R.C.C. WALL - 25MM

4.TIES SHOULD BE BEND INSIDE WITH 10# LENGTH IN BEAM & COLUMN

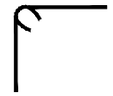

5.FOLLOW - IS-456-2000 FOR R.C.C. WORK

6.STRIPPING TIME FOR SHUTTERING / FORMWORK UNDER NORMAL CONDITION.

| TYPE OF WORK | MINIMUM PERIOD BEFORE STRIKING FORM WORK |
|---|---|
| a) VERTICAL FORMWORK TO COLUMN, WALLS, BEAM | 16-24 HOUR |
| b) SOFFITS FORMWORK TO SLABS ( PROPS TO BE REFIXED- - IMMEDIATELY AFTER REMOVAL OF FORMWORK) | 3 DAYS |
| c) SOFFIT FORMWORK TO BEAMS ( PROPS TO BE REFIXED IMMEDIATELY AFTER REMOVAL OF FORMWORK ) | 7DAYS |
| d) PROPS TO SLABS: | |
| 1) SPANNING UP TO 4.5M | 7DAYS |
| 2) SPANNING OVER 4.5M | 14 DAYS |
| e) PROPS TO BEAMS & ARCHES: | |
| 1) SPANNING UP TO 6M | 14DAYS |
| 2) SPANNING OVER 6M | 21DAYS |

7. CURING FOR R.C.C. MEMBER MINIMUM 14 DAYS CONTINOUSELY PREFERABLE - 28 DAYS.
8. START EARLY CURING TO AVOID SRINKAGE CRACKS, WHEN CONCRETE APPEARS TO HARDEN.
9) PROVIDE FOLLOWING SLUMP IN CONCRETE GEN- -ERALLY.

| | |
|---|---|
| a) SHALLOW SECTIONS, PAVMENTS, MASS CONC. LIGTH REINFORCEMENT SECTION IN SLAB, BEAM, WALL, COLUMN | 25-75 |
| b) HEAVILY REINFORCEMENT SECTION IN SLAB | 50-100 |
| c) HEAVILY REINFORCEMENT SECTION IN BEAMS, WALLS, COLUMNS SLIPFORM, OR PUMPED CONC. | 75-100 |
| d) TRENCH FILL, PILLING, PUMPED CONC. | 100-150 |

10) PROVIDE LAP/ DEVELOPEMENT LENGTH IN REINFORCEMENT BARS GRADE OF CONC.

M20- 47Ø
M25-41Ø
M30-38Ø

11) REFER RELEVANT DRG. WITH THIS DRG.
12) AVOID CORE CUTING.

| DRG NO: | SHEET NO: | REV. | SCALE: |
|---|---|---|---|
| DP0001 DRG CL 01 105 | 8 OF 9 | R0 | NTS |

| DESIGNED: | DRAWN: | CHECKED: | VERIFIED: | APPROVED: |
|---|---|---|---|---|
| UPENDRA SINGH | SIMRAN SONI | UPENDRA SINGH | ADMIN | ADMIN |

| ISSUED FOR: | UNIT: | DATE: |
|---|---|---|
| TENDOR PURPOSE | MILIMETER | 12.05.2022 |

This drawing is the property of HUP DESIGN and is to be used only for the purpose for which it was lent and must not be in any way detrimental to the interest of the company and is subject to return on demand

**SWATI Architecture landscape interior**
ARCHITECTS I PLANERS I ENGINEERING I INTERIOR DESIGN
282 , tulip , A block , Talpuri International colony , Bhilai , C.G. Email - swati.arch@outlook.com

CLIENT: CHHATTISGARH STATE MINOR FOREST PRODUSE

PROJECT: INCUBATION CENTER AT DEOBHOG GARIYABAND

TITLE: NEEM / MAHUA / KUSUM/ GROUND NUT OIL EXTRACTION UNIT
TRUSS PLAN

| | | | |
|---|---|---|---|
| 01 | LED 50W | 50W FLOOD LIGHT (HIGH BAY) | 52 No. |
| 02 | | WALL LIGHT | 05 No. |
| 03 | PP-1 | 16A SWITCH SOCKET | 06 No. |
| 04 | LP-1 | 6A SWITCH SOCKET | 06 No. |
| 05 | 4WAY SPN DB | 4WAY SPN DB | 21 No. |
| 06 | | PLDB 1 12 WAY VTPN DB | 02 No. |
| 07 | | 1400 mm Ceiling Fan | 43 No. |
| 08 | Led 20w | 20w Led Tube Light | 57 No. |
| 09 | Ex. Fan | 450 mm Ex Fan | 15 No. |
| 10 | LP-1 | 6A SWITCH SOCKET | 25 No. |
| 11 | SB1 | SWITCH BOARD | 25 No. |
| 12 | | 6 X 6 SQMM CU WIRE | |
| 13 | | 3 X 1.5 SQMM CU WIRE | |
| 14 | | Earth Pit-1 Size=450 X 450 MM. | 2 SET |

| MACHINE LIST | | | | |
|---|---|---|---|---|
| 1 - OIL EXPELLER - 120 - 140 kg/hr- nos 2 | 12.5 HP | 02 | 25 HP | 6 X 6 Sqmm CU wire |
| 2 - ROUND COOKING KETTLE + STREAM JACKET - nos 2 | | | | |
| 3 - FILTER PRESS ( 16 PLATE WITH FILTER PUMP ) - nos 2 | 2 HP | 02 | 4 HP | 6 X 6 Sqmm CU wire |
| 4 - CENTRIFUGAL OIL SEPARATOR - 50 LIT/ BATCH - nos1 | 2 HP | 01 | 2 HP | 6 X 6 Sqmm CU wire |
| 5 - FILTER PRESS STAND - nos 2 | | | | |
| 6 - NEEM SEED DECORTICATOR - 200KG/HR - nos 1 | 2 HP | 01 | 2 HP | 6 X 6 Sqmm CU wire |
| 7 - ELECTRIC MOTOR - 12.5 HP -nos 1 | 12.5 HP | 01 | 12.5 HP | 6 X 6 Sqmm CU wire |
| 8 - ELECTRIC BOILER - NOS 1 (10 KW) (13.5 HP) | 13.5 HP | 01 | 13.5 HP | 6 X 6 Sqmm CU wire |
| 9 - ONE FILTER PUMP + SWICH - 1.5 HP - NOS 1 | 1.5 HP | 01 | 1.5 HP | 6 X 6 Sqmm CU wire |
| 10- OIL TANK - 1000 LT - NOS 2 | | | | |
| 11 - ESSENTIAL SPARE KIT - NOS -1 | | | | |
| 12 - ACCESSORIES ( OIL PIPE LINE ) - NOS 1 | | | | |
| 13 - BOTTLE FILLING MACHINE - NOS -1 | 0.5 HP | 01 | 0.5 HP | 6 X 6 Sqmm CU wire |
| 14 - MULTIPURPOSE PULVERIZER - NOS- 1 | 5 HP | 01 | 5 HP | 6 X 6 Sqmm CU wire |
| | | | | |
| TOTAL LOAD 3P MCCB 160A (50 KW) (128 AMP) | 66 HP | | 1R 4C 50 Sqmm Ar. CU Cable | |

| MACHINE LIST | | | | |
|---|---|---|---|---|
| 1 - OIL EXPELLER , 120 -140 KG/HR , NOS - 2 (12.5 HP) | 12.5 HP | 02 | 25 HP | 6 X 6 Sqmm CU wire |
| 2 - ROUND COOKING KETTLE + STREAM JACKET , NOS - 2 | | | | |
| 3 - FILTER PRESS ( 16 PLATE WITH FILTER PUMP ) , NOS - 2 | 1.5 HP | 02 | 3 HP | 6 X 6 Sqmm CU wire |
| 4 - FILTER PRESS STAND , NOS 2 | | | | |
| 5 - GROUND NUT DECORTICATOR , 350 KG /HR , NOS 1 | 2 HP | 01 | 2 HP | 6 X 6 Sqmm CU wire |
| 6 - ELECTRIC MOTOR , 12.5 HP , NOS - 2 | 12.5 HP | 02 | 25 HP | 6 X 6 Sqmm CU wire |
| 7 - ELECTRIC BOILER , NOS 1 (10 KW) (13.5 HP) | 13.5 HP | 01 | 13.5 HP | 6 X 6 Sqmm CU wire |
| 8 - ONE FILTER PUMP + SWITCH , 1.5 HP - NOS 1 | 1.5 HP | 01 | 1.5 HP | 6 X 6 Sqmm CU wire |
| 9 - OILL TANK ,1000 LT , NOS 1 | | | | |
| 10 - ESSENTIAL SPARE KIT , NOS 1 | | | | |
| 11 - ACCESSORIES ( OIL PIPE LINE ) - NOS 1 | | | | |
| 12 - BOTTLE FILLING MACHINE - NOS 1 | 1 HP | 01 | 1 HP | 6 X 6 Sqmm CU wire |
| TOTAL LOAD 3P MCCB 160A (53 KW) (138 AMP) | 71 HP | | 1R 4C 50 Sqmm Ar. CU Cable | |

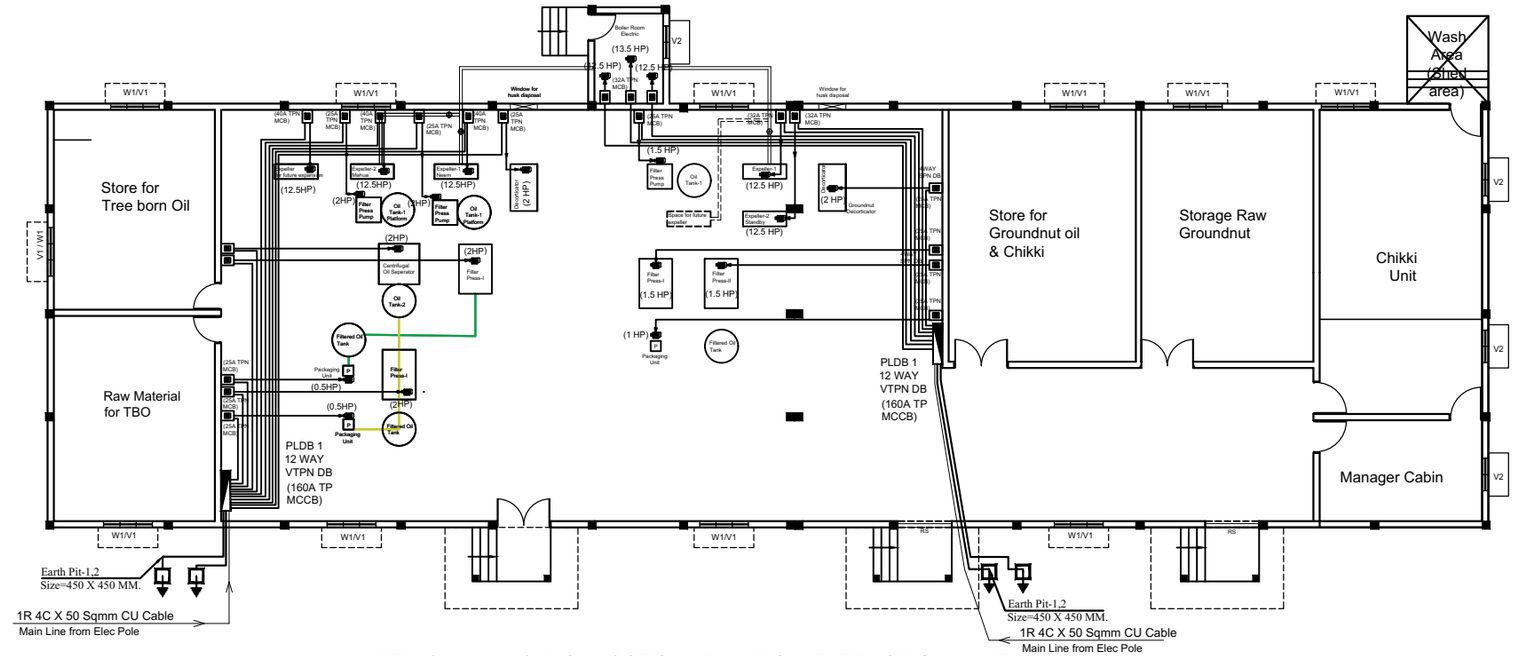


NEEM / MAHUA / KUSUM/ GROUND NUT OIL EXTRACTION UNIT

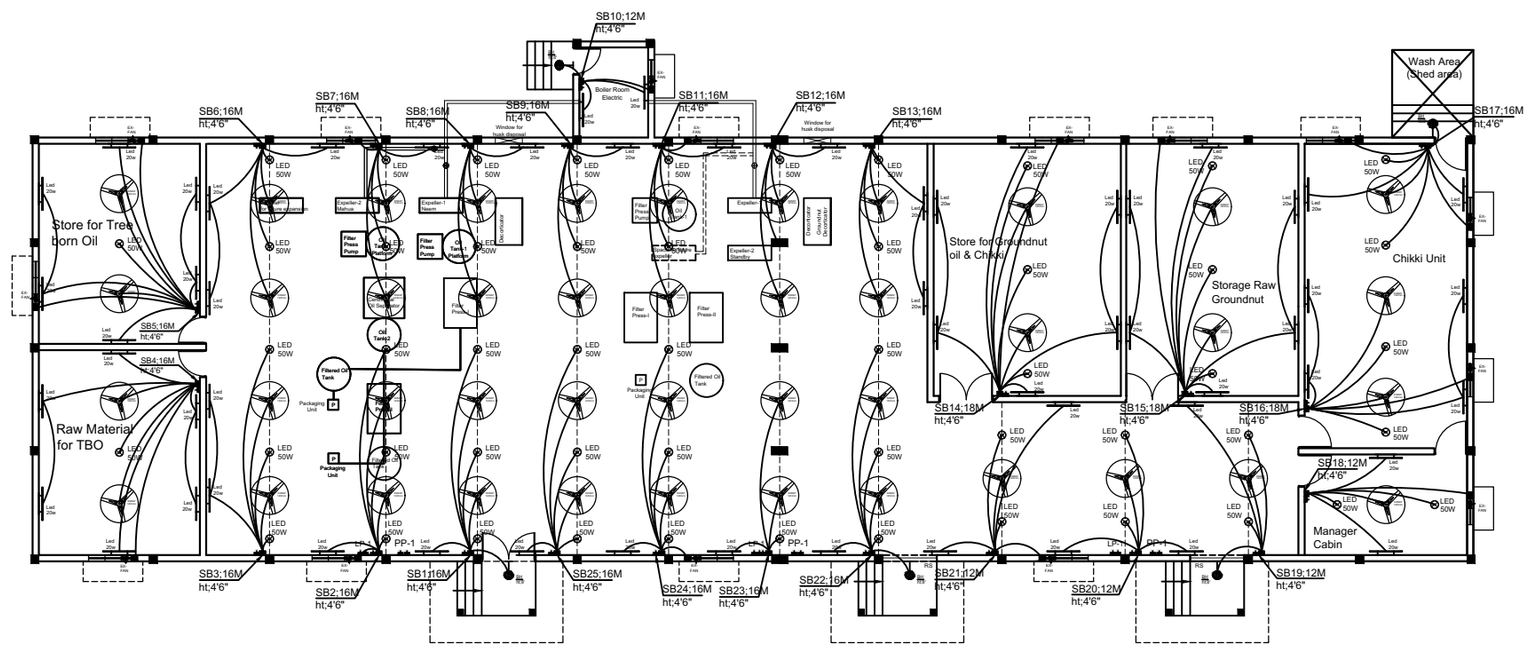


ELECTRICAL LAYOUT

| DRG NO: | SHEET NO: | REV. | SCALE: | SWATI Architecture landscape interior |
|---|---|---|---|---|
| DP0001 DRG CL 01 105 | 9 OF 9 | R0 | NTS | ARCHITECTS I PLANERS I ENGINEERING I INTERIOR DESIGN<br>282 , tulip , A block , Talpuri International colony , Bhilai , C.G. Email - swati.arch@outlook.com |
| DESIGNED: UPENDRA SINGH | DRAWN: SIMRAN SONI | CHECKED: UPENDRA SINGH | VERIFIED: ADMIN | APPROVED: ADMIN |
| CLIENT: CHHATTISGARH STATE MINOR FOREST PRODUSE | | | | |
| ISSUED FOR: TENDOR PURPOSE | | UNIT: MILIMETER | DATE: 12.05.2022 | PROJECT: INCUBATION CENTER AT DEOBHOG GARIYABAND |
| This drawing is the property of HUP DESIGN and is to be used only for the purpose for which it was lent and must not be in any way detrimental to the interest of the company and is subject to return on demand | | | | TITLE: NEEM / MAHUA / KUSUM/ GROUND NUT OIL EXTRACTION UNIT<br>ELECTRICAL LAYOUT |

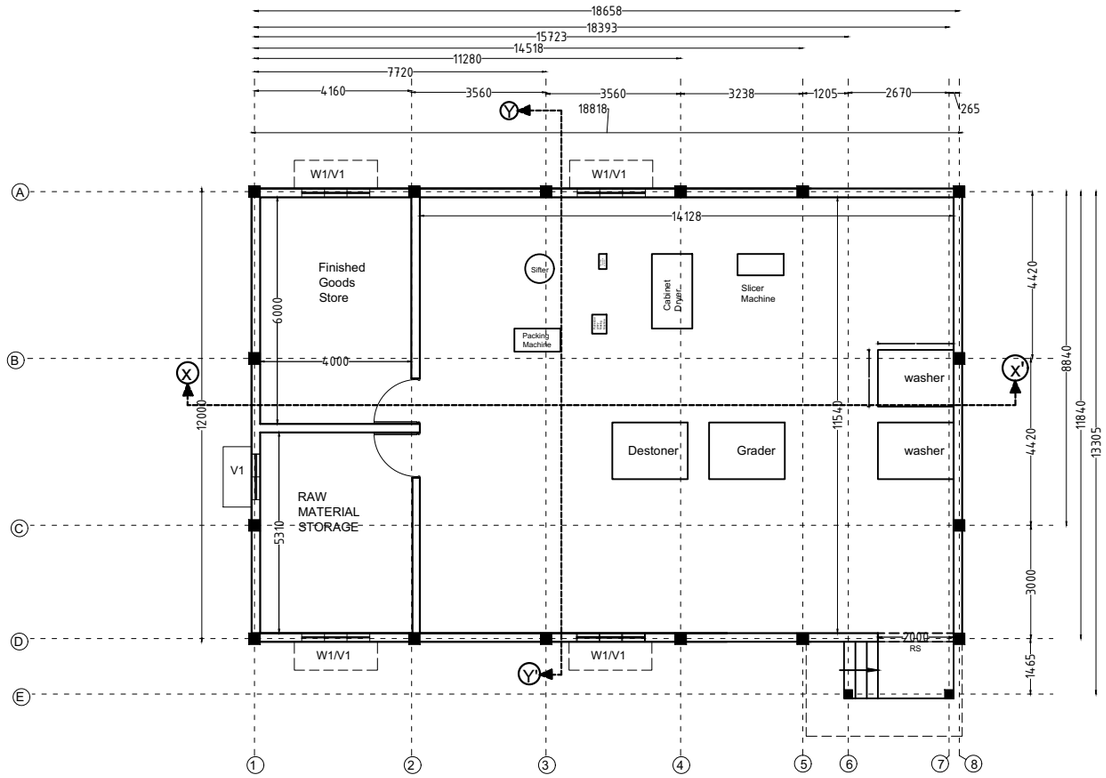


MASALA PROCESSING UNIT
BUILD UP AREA - 230 SQM

**LIST OF DRAWING**
**MASALA PROCESSING UNIT**
**DP0001 DRG CL 01 104**

1 - PLAN LAYOUT
2 - SECTION / ELEVATION
3 - COLUMN LAYOUT
4 - FOOTING LAYOUT
5 - BEAM LAYOUT ( GROUND BEAM )
6 - BEAM LAYOUT ( 2.4 M ABOVE PLINTH )
7 - BEAM LAYOUT ( 4.5 M ABOVE PLINTH )
8 - TRUSS DETAIL
9 - ELECTRICAL LAYOUT

OPENING SCHEDULE

| NAME | SAYMBOL |
|---|---|
| WINDOW | - W1 |
| VENTILATOR | - V1 |
| ROLLING SHUTTER | - R1 |
| DOOR | - D1 |

| SN | SAYMBOL | NOS | SIZE |
|---|---|---|---|
| 01 | W1 | 04 | 1.8M X 1.5M |
| 02 | V1 | 05 | 1.8 M X 1 M |
| 03 | D1 | 02 | 1 M X 2.1M |
| 04 | R1 | 01 | 2M X 2.1 M |

| DRG NO: | SHEET NO: | REV. | SCALE: |
|---|---|---|---|
| DP0001 DRG CL 01 104 | 1 OF 9 | R0 | NTS |

| DESIGNED: | DRAWN: | CHECKED: | VERIFIED: | APPROVED: |
|---|---|---|---|---|
| UPENDRA SINGH | SIMRAN SONI | UPENDRA SINGH | ADMIN | ADMIN |

| ISSUED FOR: | UNIT: | DATE: |
|---|---|---|
| TENDOR PURPOSE | MILIMETER | 12.05.2022 |

This drawing is the property of HUP DESIGN and is to be used only for the purpose for which it was lent and must not be in any way detrimental to the interest of the company and is subject to return on demand

**SWATI Architecture landscape interior**
ARCHITECTS I PLANERS I ENGINEERING I INTERIOR DESIGN
282 , tulip , A block , Talpuri International colony , Bhilai , C.G. Email - swati.arch@outlook.com

CLIENT: CHHATTISGARH STATE MINOR FOREST PRODUSE

PROJECT: INCUBATION CENTER AT DEOBHOG GARIYABAND

TITLE: MASALA PROCESSING UNIT
PLAN LAYOUT

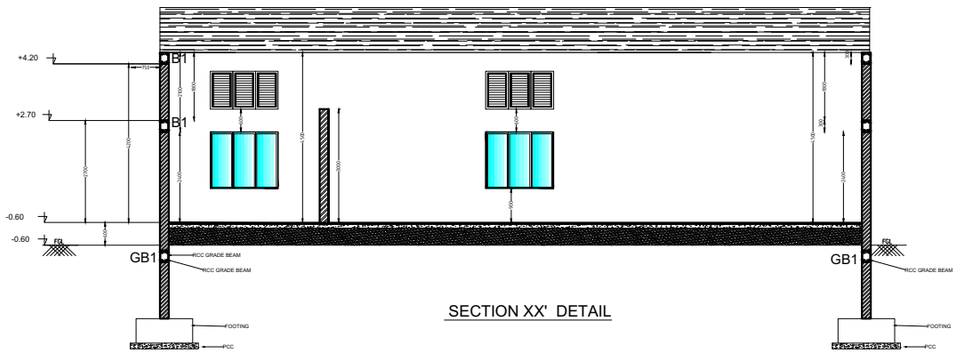


SECTION XX' DETAIL

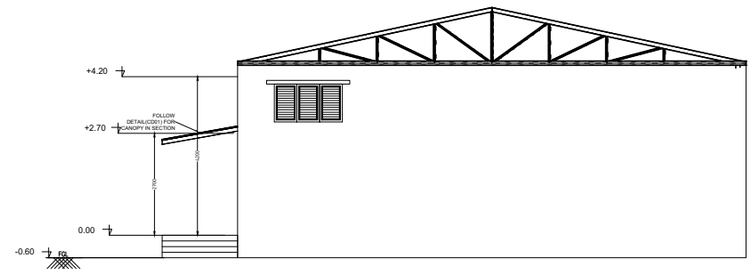


SIDE ELEVATION

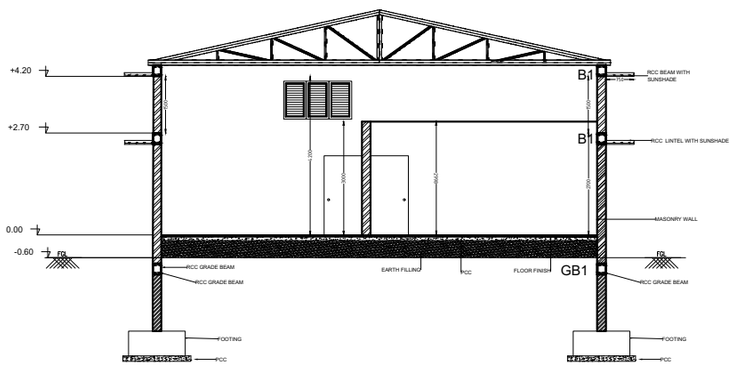


SECTION YY' DETAIL




FRONT ELEVATION

| | | | | | |
|---|---|---|---|---|---|
| DRG NO: DP0001 DRG CL 01 104 | | SHEET NO: 2 OF 9 | REV. R0 | SCALE: NTS | **SWATI Architecture landscape interior**<br>ARCHITECTS I PLANERS I ENGINEERING I INTERIOR DESIGN<br>282 , tulip , A block , Talpuri International colony , Bhilai , C.G. Email - swati.arch@outlook.com |
| DESIGNED: UPENDRA SINGH | DRAWN: SIMRAN SONI | CHECKED: UPENDRA SINGH | VERIFIED: ADMIN | APPROVED: ADMIN | CLIENT: CHHATTISGARH STATE MINOR FOREST PRODUSE |
| ISSUED FOR: TENDOR PURPOSE | | | UNIT: MILIMETER | DATE: 12.05.2022 | PROJECT: INCUBATION CENTER AT DEOBHOG GARIYABAND |
| This drawing is the property of HUP DESIGN and is to be used only for the purpose for which it was lent and must not be in any way detrimental to the interest of the company and is subject to return on demand | | | | | TITLE: MASALA PROCESSING UNIT SECTION / ELEVATION |

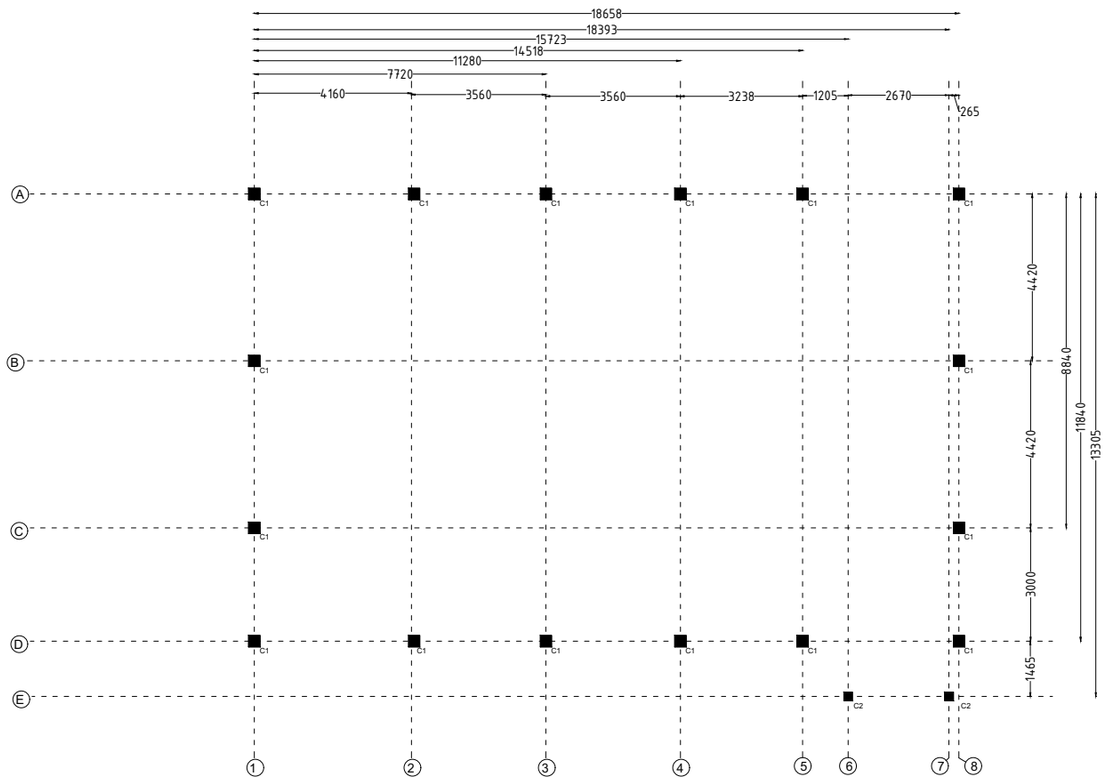


COLUMN LAYOUT

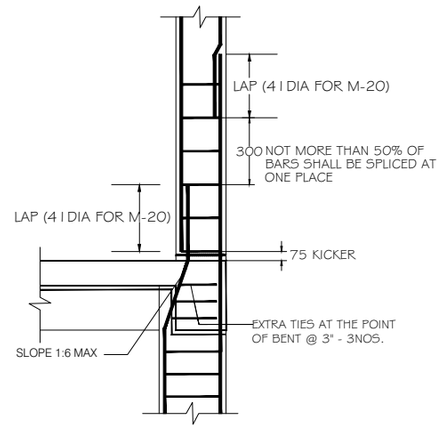


COLUMN DETAIL

## GENERAL NOTES

NOTES-

1. USE - M 20 GRADE OF CONC. AS/IS 426-5000
2. USE - FE 500 GRADE OF REINF. BY CLIENT
3. PROVIDE CLEAR COVER TO MAIN REINF.

FOUNDATION- 50MM
COLUMN - 40MM
BEAM - 25MM
SLAB - 20MM OR DIA OF BAR, WHICHEVER IS MORE,
R.C.C. WALL - 25MM

4.TIES SHOULD BE BEND INSIDE WITH 10# LENGTH IN BEAM & COLUMN

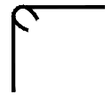

5.FOLLOW - IS-456-2000 FOR R.C.C. WORK

6.STRIPPING TIME FOR SHUTTERING / FORMWORK UNDER NORMAL CONDITION.

| TYPE OF WORK | MINIMUM PERIOD BEFORE STRIKING FORM WORK |
|---|---|
| a) VERTICAL FORMWORK TO COLUMN, WALLS, BEAM | 16-24 HOUR |
| b) SOFFITS FORMWORK TO SLABS ( PROPS TO BE REFIXED- - IMMEDIATELY AFTER REMOVAL OF FORMWORK) | 3 DAYS |
| c) SOFFIT FORMWORK TO BEAMS ( PROPS TO BE REFIXED IMMEDIATELY AFTER REMOVAL OF FORMWORK ) | 7DAYS |
| d) PROPS TO SLABS: | |
| 1) SPANNING UP TO 4.5M | 7DAYS |
| 2) SPANNING OVER 4.5M | 14 DAYS |
| e) PROPS TO BEAMS & ARCHES: | |
| 1) SPANNING UP TO 6M | 14DAYS |
| 2) SPANNING OVER 6M | 21DAYS |

7. CURING FOR R.C.C. MEMBER MINIMUM 14 DAYS CONTINOUSELY PREFERABLE - 28 DAYS.
8. START EARLY CURING TO AVOID SRINKAGE CRACKS, WHEN CONCRETE APPEARS TO HARDEN.
9) PROVIDE FOLLOWING SLUMP IN CONCRETE GEN- -ERALLY.

| | |
|---|---|
| a) SHALLOW SECTIONS, PAVMENTS, MASS CONC. LIGTH REINFORCEMENT SECTION IN SLAB, BEAM, WALL, COLUMN | 25-75 |
| b) HEAVILY REINFORCEMENT SECTION IN SLAB | 50-100 |
| c) HEAVILY REINFORCEMENT SECTION IN BEAMS, WALLS, COLUMNS SLIPFORM, OR PUMPED CONC. | 75-100 |
| d) TRENCH FILL, PILLING, PUMPED CONC. | 100-150 |

10) PROVIDE LAP/ DEVELOPEMENT LENGTH IN REINFORCEMENT BARS GRADE OF CONC.

M20- 47Ø
M25-41Ø
M30-38Ø

11) REFER RELEVANT DRG. WITH THIS DRG.
12) AVOID CORE CUTING.

TYPICAL COLUMN DETAIL'S

| COLUMN NAME | Pile/col detail | STIRRUPS | REMARKS |
|---|---|---|---|
| C1 | 8-T12 T8@ 200 c/c 2-Tie | | FOUNDATION TO TERRACE |
| C1 | 4-T12 T8@ 200 c/c 1-Tie | | TERMINATE AT GROUND LVL |

| DRG NO: | SHEET NO: | REV. | SCALE: |
|---|---|---|---|
| DP0001 DRG CL 01 104 | 3 OF 9 | R0 | NTS |

| DESIGNED: | DRAWN: | CHECKED: | VERIFIED: | APPROVED: |
|---|---|---|---|---|
| UPENDRA SINGH | SIMRAN SONI | UPENDRA SINGH | ADMIN | ADMIN |

| ISSUED FOR: | UNIT: | DATE: |
|---|---|---|
| TENDOR PURPOSE | MILIMETER | 12.05.2022 |

This drawing is the property of HUP DESIGN and is to be used only for the purpose for which it was lent and must not be in any way detrimental to the interest of the company and is subject to return on demand

**SWATI Architecture landscape interior**
ARCHITECTS I PLANERS I ENGINEERING I INTERIOR DESIGN
282 , tulip , A block , Talpuri International colony , Bhilai , C.G. Email - swati.arch@outlook.com

CLIENT: CHHATTISGARH STATE MINOR FOREST PRODUSE

PROJECT: INCUBATION CENTER AT DEOBHOG GARIYABAND

TITLE: MASALA PROCESSING UNIT
COLUMN LAYOUT

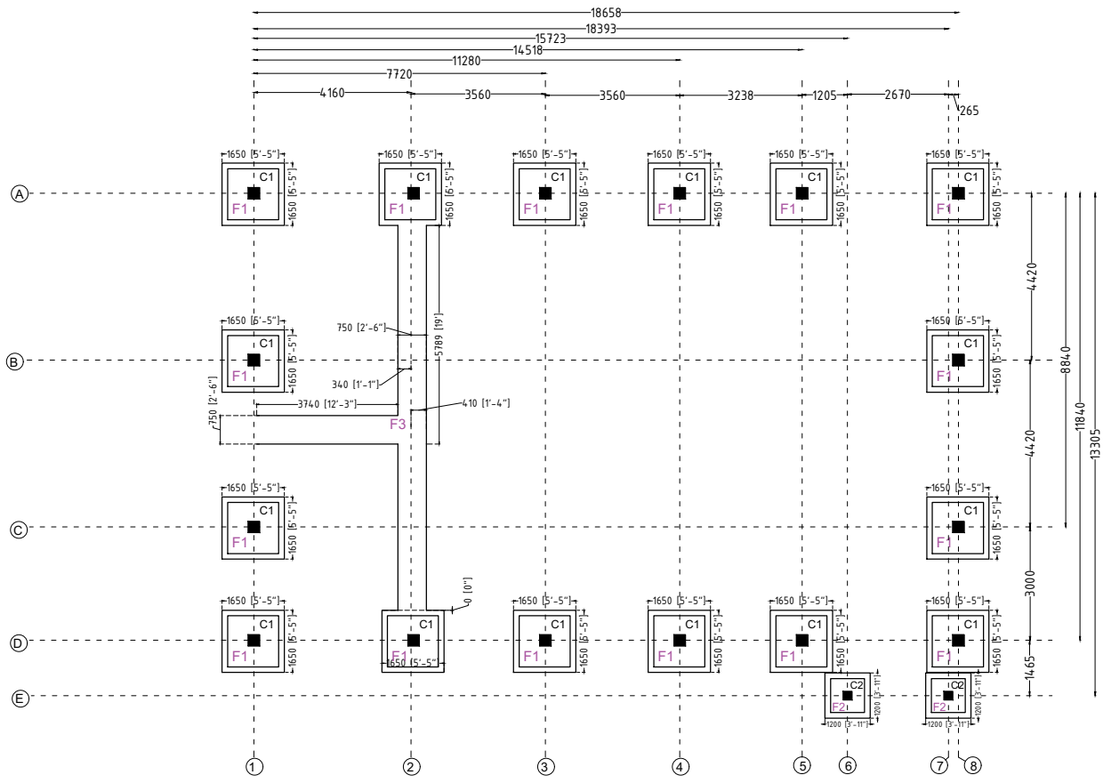


FOOTING LAYOUT

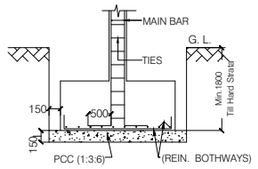


TYPICAL FOOTING SECTION (1-1')

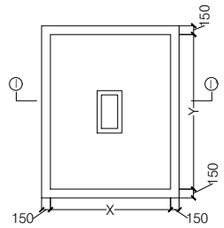


TYPICAL FOOTING PLAN

FOOTING SCHEDULE

| FE500 AND M20 | | | | | | |
|---|---|---|---|---|---|---|
| Footing | Column Nos | PCC Size X - Y mm | Footing Size X - Y mm | Total Depth mm | Steel \|\| to X mm | Steel \|\| to Y mm |
| F1 | C1 | 1650 X 1650 | 1350 X 1350 | 400 | T10@ 175C/C | T10@ 175 C/C |
| F2 | C2 | 1200 X 1200 | 900 X 900 | 230 | T8@200C/C | T8@ 200 C/C |

GENERAL NOTES

NOTES-

1. USE - M 20 GRADE OF CONC. AS/IS 426-5000
2. USE - FE 500 GRADE OF REINF. BY CLIENT
3. PROVIDE CLEAR COVER TO MAIN REINF.

FOUNDATION- 50MM
COLUMN - 40MM
BEAM - 25MM
SLAB - 20MM OR DIA OF BAR, WHICHEVER IS MORE,
R.C.C. WALL - 25MM

4.TIES SHOULD BE BEND INSIDE WITH 10# LENGTH IN BEAM & COLUMN

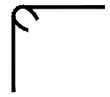

5.FOLLOW - IS-456-2000 FOR R.C.C. WORK

6.STRIPPING TIME FOR SHUTTERING / FORMWORK UNDER NORMAL CONDITION.

| TYPE OF WORK | MINIMUM PERIOD BEFORE STRIKING FORM WORK |
|---|---|
| a) VERTICAL FORMWORK TO COLUMN, WALLS, BEAM | 16-24 HOUR |
| b) SOFFITS FORMWORK TO SLABS ( PROPS TO BE REFIXED- - IMMEDIATELY AFTER REMOVAL OF FORMWORK) | 3 DAYS |
| c) SOFFIT FORMWORK TO BEAMS ( PROPS TO BE REFIXED IMMEDIATELY AFTER REMOVAL OF FORMWORK ) | 7DAYS |
| d) PROPS TO SLABS: | |
| 1) SPANNING UP TO 4.5M | 7DAYS |
| 2) SPANNING OVER 4.5M | 14 DAYS |
| e) PROPS TO BEAMS & ARCHES: | |
| 1) SPANNING UP TO 6M | 14DAYS |
| 2) SPANNING OVER 6M | 21DAYS |

7. CURING FOR R.C.C. MEMBER MINIMUM 14 DAYS CONTINOUSELY PREFERABLE - 28 DAYS.
8. START EARLY CURING TO AVOID SRINKAGE CRACKS, WHEN CONCRETE APPEARS TO HARDEN.
9) PROVIDE FOLLOWING SLUMP IN CONCRETE GEN- -ERALLY.

| | |
|---|---|
| a) SHALLOW SECTIONS, PAVMENTS, MASS CONC. LIGTH REINFORCEMENT SECTION IN SLAB, BEAM, WALL, COLUMN | 25-75 |
| b) HEAVILY REINFORCEMENT SECTION IN SLAB | 50-100 |
| c) HEAVILY REINFORCEMENT SECTION IN BEAMS, WALLS, COLUMNS SLIPFORM, OR PUMPED CONC. | 75-100 |
| d) TRENCH FILL, PILLING, PUMPED CONC. | 100-150 |

10) PROVIDE LAP/ DEVELOPEMENT LENGTH IN REINFORCEMENT BARS GRADE OF CONC.
M20- 47Ø
M25-41Ø
M30-38Ø
11) REFER RELEVANT DRG. WITH THIS DRG.
12) AVOID CORE CUTING.

| DRG NO: | SHEET NO: | REV. | SCALE: |
|---|---|---|---|
| DP0001 DRG CL 01 104 | 4 OF 9 | R0 | NTS |

| DESIGNED: | DRAWN: | CHECKED: | VERIFIED: | APPROVED: |
|---|---|---|---|---|
| UPENDRA SINGH | SIMRAN SONI | UPENDRA SINGH | ADMIN | ADMIN |

| ISSUED FOR: | UNIT: | DATE: |
|---|---|---|
| TENDOR PURPOSE | MILIMETER | 12.05.2022 |

This drawing is the property of HUP DESIGN and is to be used only for the purpose for which it was lent and must not be in any way detrimental to the interest of the company and is subject to return on demand

**SWATI Architecture landscape interior**
ARCHITECTS I PLANERS I ENGINEERING I INTERIOR DESIGN
282 , tulip , A block , Talpuri International colony , Bhilai , C.G. Email - swati.arch@outlook.com

CLIENT: CHHATTISGARH STATE MINOR FOREST PRODUSE

PROJECT: INCUBATION CENTER AT DEOBHOG GARIYABAND

TITLE: MASALA PROCESSING UNIT
FOOTING LAYOUT

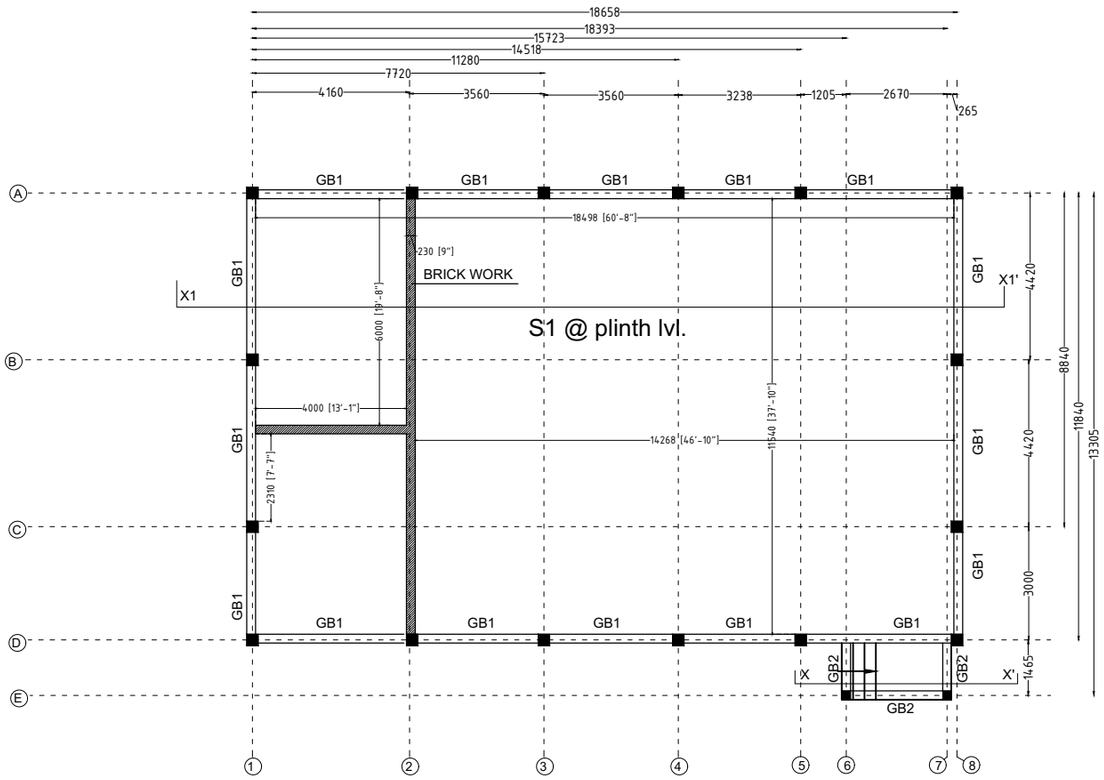


GROUND BEAM LAYOUT

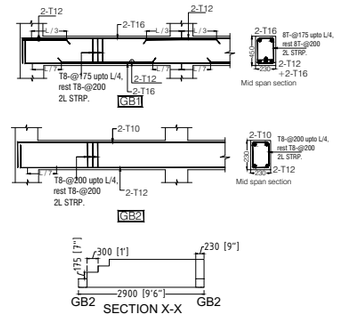


GROUND BEAM SECTIONAL DETAIL

BEAM SCHEDULE FOR GROUND/ PLINTH LVL.

| | | | | | | | | | | |
|---|---|---|---|---|---|---|---|---|---|---|
| GB1 | 230X375 | 2-T16 | 2-T12 | 2-T16 | 2-T12 | 2-T12 | T8 @200C/C | T8 @175C/C | T8 @175C/C | SLAB THK. INCLUDED |
| GB2 | 230X230 | 2-T12 | - | 2-T10 | - | - | T8 @200C/C | T8 @200C/C | T8 @200C/C | SLAB THK. INCLUDED |

SLAB SCHEDULE FOR GROUND FLOOR LVL.

| SLAB NAME | THICKNESS (mm) | | | remarks |
|---|---|---|---|---|
| | | Main Steel | Other Steel | |
| S1 | 150 (MESH) | T8 @ 200 c/c | T8 @ 200 c/c | All straight |

GENERAL NOTES

NOTES-

1. USE - M 20 GRADE OF CONC. AS/IS 426-5000
2. USE - FE 500 GRADE OF REINF. BY CLIENT
3. PROVIDE CLEAR COVER TO MAIN REINF.

FOUNDATION- 50MM
COLUMN - 40MM
BEAM - 25MM
SLAB - 20MM OR DIA OF BAR, WHICHEVER IS MORE,
R.C.C. WALL - 25MM

4.TIES SHOULD BE BEND INSIDE WITH 10# LENGTH IN BEAM & COLUMN

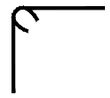

5.FOLLOW - IS-456-2000 FOR R.C.C. WORK

6.STRIPPING TIME FOR SHUTTERING / FORMWORK UNDER NORMAL CONDITION.

| TYPE OF WORK | MINIMUM PERIOD BEFORE STRIKING FORM WORK |
|---|---|
| a) VERTICAL FORMWORK TO COLUMN, WALLS, BEAM | 16-24 HOUR |
| b) SOFFITS FORMWORK TO SLABS ( PROPS TO BE REFIXED- - IMMEDIATELY AFTER REMOVAL OF FORMWORK) | 3 DAYS |
| c) SOFFIT FORMWORK TO BEAMS ( PROPS TO BE REFIXED IMMEDIATELY AFTER REMOVAL OF FORMWORK ) | 7DAYS |
| d) PROPS TO SLABS: | |
| 1) SPANNING UP TO 4.5M | 7DAYS |
| 2) SPANNING OVER 4.5M | 14 DAYS |
| e) PROPS TO BEAMS & ARCHES: | |
| 1) SPANNING UP TO 6M | 14DAYS |
| 2) SPANNING OVER 6M | 21DAYS |

7. CURING FOR R.C.C. MEMBER MINIMUM 14 DAYS CONTINOUSELY PREFERABLE - 28 DAYS.
8. START EARLY CURING TO AVOID SRINKAGE CRACKS, WHEN CONCRETE APPEARS TO HARDEN.
9) PROVIDE FOLLOWING SLUMP IN CONCRETE GEN- -ERALLY.

| | |
|---|---|
| a) SHALLOW SECTIONS, PAVMENTS, MASS CONC. LIGTH REINFORCEMENT SECTION IN SLAB, BEAM, WALL, COLUMN | 25-75 |
| b) HEAVILY REINFORCEMENT SECTION IN SLAB | 50-100 |
| c) HEAVILY REINFORCEMENT SECTION IN BEAMS, WALLS, COLUMNS SLIPFORM, OR PUMPED CONC. | 75-100 |
| d) TRENCH FILL, PILLING, PUMPED CONC. | 100-150 |

10) PROVIDE LAP/ DEVELOPEMENT LENGTH IN REINFORCEMENT BARS GRADE OF CONC.

M20- 47Ø
M25-41Ø
M30-38Ø

11) REFER RELEVANT DRG. WITH THIS DRG.
12) AVOID CORE CUTING.

| DRG NO: | SHEET NO: | REV. | SCALE: |
|---|---|---|---|
| DP0001 DRG CL 01 104 | 5 OF 9 | R0 | NTS |

| DESIGNED: | DRAWN: | CHECKED: | VERIFIED: | APPROVED: |
|---|---|---|---|---|
| UPENDRA SINGH | SIMRAN SONI | UPENDRA SINGH | ADMIN | ADMIN |

| ISSUED FOR: | UNIT: | DATE: |
|---|---|---|
| TENDOR PURPOSE | MILIMETER | 12.05.2022 |

This drawing is the property of HUP DESIGN and is to be used only for the purpose for which it was lent and must not be in any way detrimental to the interest of the company and is subject to return on demand

**SWATI Architecture landscape interior**
ARCHITECTS I PLANERS I ENGINEERING I INTERIOR DESIGN
282 , tulip , A block , Talpuri International colony , Bhilai , C.G. Email - swati.arch@outlook.com

CLIENT: CHHATTISGARH STATE MINOR FOREST PRODUSE

PROJECT: INCUBATION CENTER AT DEOBHOG GARIYABAND

TITLE: MASALA PROCESSING UNIT
BEAM LAYOUT

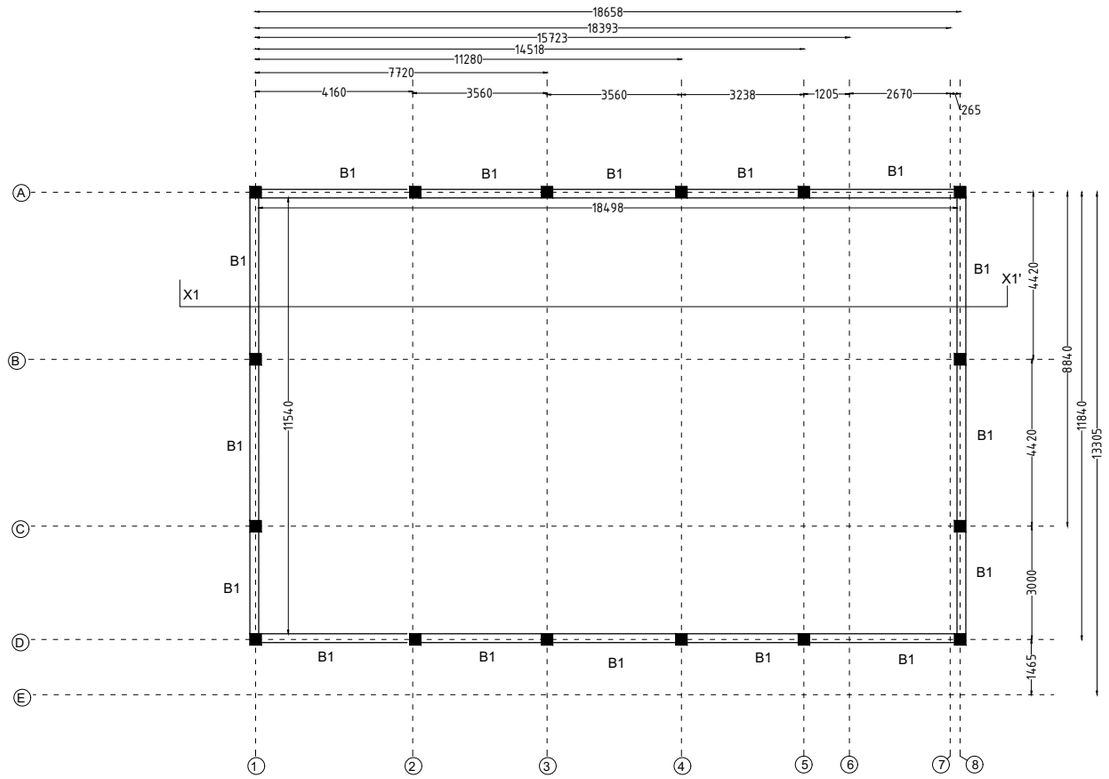


BEAM PLAN(2.4 m ABOVE PLINTH LVL)

BEAM SCHEDULE FOR 2.4m LVL. ABOVE PLINTH

| | | | | | | | | | | |
|---|---|---|---|---|---|---|---|---|---|---|
| B1 | 230X300 | 2-T12 | 2-T12 | 2-T12 | 2-T12 | 2-T12 | T8 @200C/C | T8 @175C/C | T8 @175C/C | SLAB THK. INCLUDED |

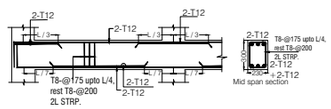


GENERAL NOTES

NOTES-

1. USE - M 20 GRADE OF CONC. AS/IS 426-5000
2. USE - FE 500 GRADE OF REINF. BY CLIENT
3. PROVIDE CLEAR COVER TO MAIN REINF.

FOUNDATION- 50MM
COLUMN - 40MM
BEAM - 25MM
SLAB - 20MM OR DIA OF BAR, WHICHEVER IS MORE,
R.C.C. WALL - 25MM

4.TIES SHOULD BE BEND INSIDE WITH 10# LENGTH IN BEAM & COLUMN

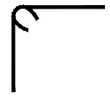

5.FOLLOW - IS-456-2000 FOR R.C.C. WORK

6.STRIPPING TIME FOR SHUTTERING / FORMWORK UNDER NORMAL CONDITION.

| TYPE OF WORK | MINIMUM PERIOD BEFORE STRIKING FORM WORK |
|---|---|
| a) VERTICAL FORMWORK TO COLUMN, WALLS, BEAM | 16-24 HOUR |
| b) SOFFITS FORMWORK TO SLABS ( PROPS TO BE REFIXED- - IMMEDIATELY AFTER REMOVAL OF FORMWORK) | 3 DAYS |
| c) SOFFIT FORMWORK TO BEAMS ( PROPS TO BE REFIXED IMMEDIATELY AFTER REMOVAL OF FORMWORK ) | 7DAYS |
| d) PROPS TO SLABS: | |
| 1) SPANNING UP TO 4.5M | 7DAYS |
| 2) SPANNING OVER 4.5M | 14 DAYS |
| e) PROPS TO BEAMS & ARCHES: | |
| 1) SPANNING UP TO 6M | 14DAYS |
| 2) SPANNING OVER 6M | 21DAYS |

7. CURING FOR R.C.C. MEMBER MINIMUM 14 DAYS CONTINOUSELY PREFERABLE - 28 DAYS.
8. START EARLY CURING TO AVOID SRINKAGE CRACKS, WHEN CONCRETE APPEARS TO HARDEN.
9) PROVIDE FOLLOWING SLUMP IN CONCRETE GEN- -ERALLY.

| | |
|---|---|
| a) SHALLOW SECTIONS, PAVMENTS, MASS CONC. LIGTH REINFORCEMENT SECTION IN SLAB, BEAM, WALL, COLUMN | 25-75 |
| b) HEAVILY REINFORCEMENT SECTION IN SLAB | 50-100 |
| c) HEAVILY REINFORCEMENT SECTION IN BEAMS, WALLS, COLUMNS SLIPFORM, OR PUMPED CONC. | 75-100 |
| d) TRENCH FILL, PILLING, PUMPED CONC. | 100-150 |

10) PROVIDE LAP/ DEVELOPEMENT LENGTH IN REINFORCEMENT BARS GRADE OF CONC.

M20- 47Ø
M25-41Ø
M30-38Ø

11) REFER RELEVANT DRG. WITH THIS DRG.
12) AVOID CORE CUTING.

| DRG NO: | SHEET NO: | REV. | SCALE: |
|---|---|---|---|
| DP0001 DRG CL 01 104 | 6 OF 9 | R0 | NTS |

| DESIGNED: | DRAWN: | CHECKED: | VERIFIED: | APPROVED: |
|---|---|---|---|---|
| UPENDRA SINGH | SIMRAN SONI | UPENDRA SINGH | ADMIN | ADMIN |

| ISSUED FOR: | UNIT: | DATE: |
|---|---|---|
| TENDOR PURPOSE | MILIMETER | 12.05.2022 |

This drawing is the property of HUP DESIGN and is to be used only for the purpose for which it was lent and must not be in any way detrimental to the interest of the company and is subject to return on demand

**SWATI Architecture landscape interior**
ARCHITECTS I PLANERS I ENGINEERING I INTERIOR DESIGN
282 , tulip , A block , Talpuri International colony , Bhilai , C.G. Email - swati.arch@outlook.com

CLIENT: CHHATTISGARH STATE MINOR FOREST PRODUSE

PROJECT: INCUBATION CENTER AT DEOBHOG GARIYABAND

TITLE: MASALA PROCESSING UNIT
BEAM LAYOUT

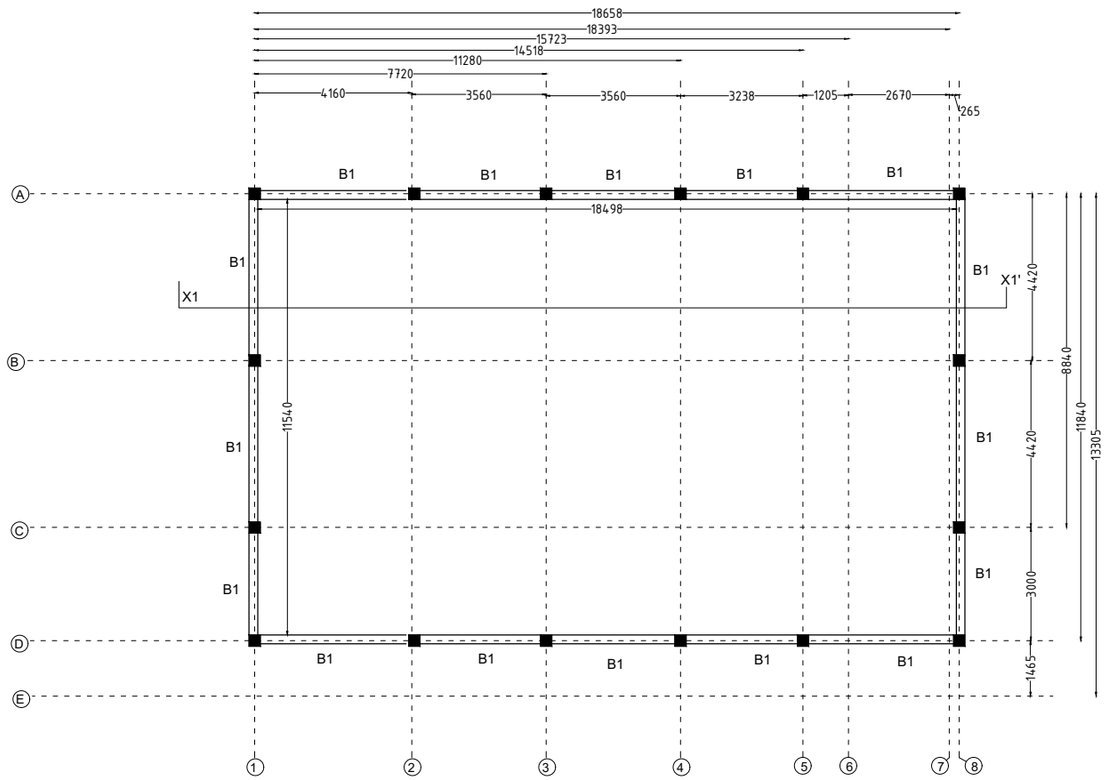


BEAM PLAN (4.5 ABOVE PLINTH LVL)

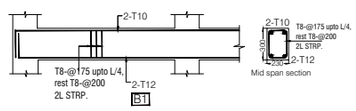


BEAM SCHEDULE FOR 4.5m LVL. ABOVE PLINTH

| | | | | | | | | | | |
|---|---|---|---|---|---|---|---|---|---|---|
| B1 | 230X300 | 2-T12 | - | 2-T10 | - | - | T8 @200C/C | T8 @175C/C | T8 @175C/C | SLAB THK. INCLUDED |

GENERAL NOTES

NOTES-

1. USE - M 20 GRADE OF CONC. AS/IS 426-5000
2. USE - FE 500 GRADE OF REINF. BY CLIENT
3. PROVIDE CLEAR COVER TO MAIN REINF.

FOUNDATION- 50MM
COLUMN - 40MM
BEAM - 25MM
SLAB - 20MM OR DIA OF BAR, WHICHEVER IS MORE,
R.C.C. WALL - 25MM

4.TIES SHOULD BE BEND INSIDE WITH 10# LENGTH IN BEAM & COLUMN

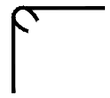

5.FOLLOW - IS-456-2000 FOR R.C.C. WORK

6.STRIPPING TIME FOR SHUTTERING / FORMWORK UNDER NORMAL CONDITION.

| TYPE OF WORK | MINIMUM PERIOD BEFORE STRIKING FORM WORK |
|---|---|
| a) VERTICAL FORMWORK TO COLUMN, WALLS, BEAM | 16-24 HOUR |
| b) SOFFITS FORMWORK TO SLABS ( PROPS TO BE REFIXED- - IMMEDIATELY AFTER REMOVAL OF FORMWORK) | 3 DAYS |
| c) SOFFIT FORMWORK TO BEAMS ( PROPS TO BE REFIXED IMMEDIATELY AFTER REMOVAL OF FORMWORK ) | 7DAYS |
| d) PROPS TO SLABS: | |
| 1) SPANNING UP TO 4.5M | 7DAYS |
| 2) SPANNING OVER 4.5M | 14 DAYS |
| e) PROPS TO BEAMS & ARCHES: | |
| 1) SPANNING UP TO 6M | 14DAYS |
| 2) SPANNING OVER 6M | 21DAYS |

7. CURING FOR R.C.C. MEMBER MINIMUM 14 DAYS CONTINOUSELY PREFERABLE - 28 DAYS.
8. START EARLY CURING TO AVOID SRINKAGE CRACKS, WHEN CONCRETE APPEARS TO HARDEN.
9) PROVIDE FOLLOWING SLUMP IN CONCRETE GEN- -ERALLY.

| | |
|---|---|
| a) SHALLOW SECTIONS, PAVMENTS, MASS CONC. LIGTH REINFORCEMENT SECTION IN SLAB, BEAM, WALL, COLUMN | 25-75 |
| b) HEAVILY REINFORCEMENT SECTION IN SLAB | 50-100 |
| c) HEAVILY REINFORCEMENT SECTION IN BEAMS, WALLS, COLUMNS SLIPFORM, OR PUMPED CONC. | 75-100 |
| d) TRENCH FILL, PILLING, PUMPED CONC. | 100-150 |

10) PROVIDE LAP/ DEVELOPEMENT LENGTH IN REINFORCEMENT BARS GRADE OF CONC.

M20- 47Ø
M25-41Ø
M30-38Ø

11) REFER RELEVANT DRG. WITH THIS DRG.
12) AVOID CORE CUTING.

| DRG NO: | SHEET NO: | REV. | SCALE: |
|---|---|---|---|
| DP0001 DRG CL 01 104 | 7 OF 9 | R0 | NTS |

| DESIGNED: | DRAWN: | CHECKED: | VERIFIED: | APPROVED: |
|---|---|---|---|---|
| UPENDRA SINGH | SIMRAN SONI | UPENDRA SINGH | ADMIN | ADMIN |

| ISSUED FOR: | UNIT: | DATE: |
|---|---|---|
| TENDOR PURPOSE | MILIMETER | 12.05.2022 |

This drawing is the property of HUP DESIGN and is to be used only for the purpose for which it was lent and must not be in any way detrimental to the interest of the company and is subject to return on demand

**SWATI Architecture landscape interior**
ARCHITECTS I PLANERS I ENGINEERING I INTERIOR DESIGN
282 , tulip , A block , Talpuri International colony , Bhilai , C.G. Email - swati.arch@outlook.com

CLIENT: CHHATTISGARH STATE MINOR FOREST PRODUSE

PROJECT: INCUBATION CENTER AT DEOBHOG GARIYABAND

TITLE: MASALA PROCESSING UNIT
BEAM LAYOUT

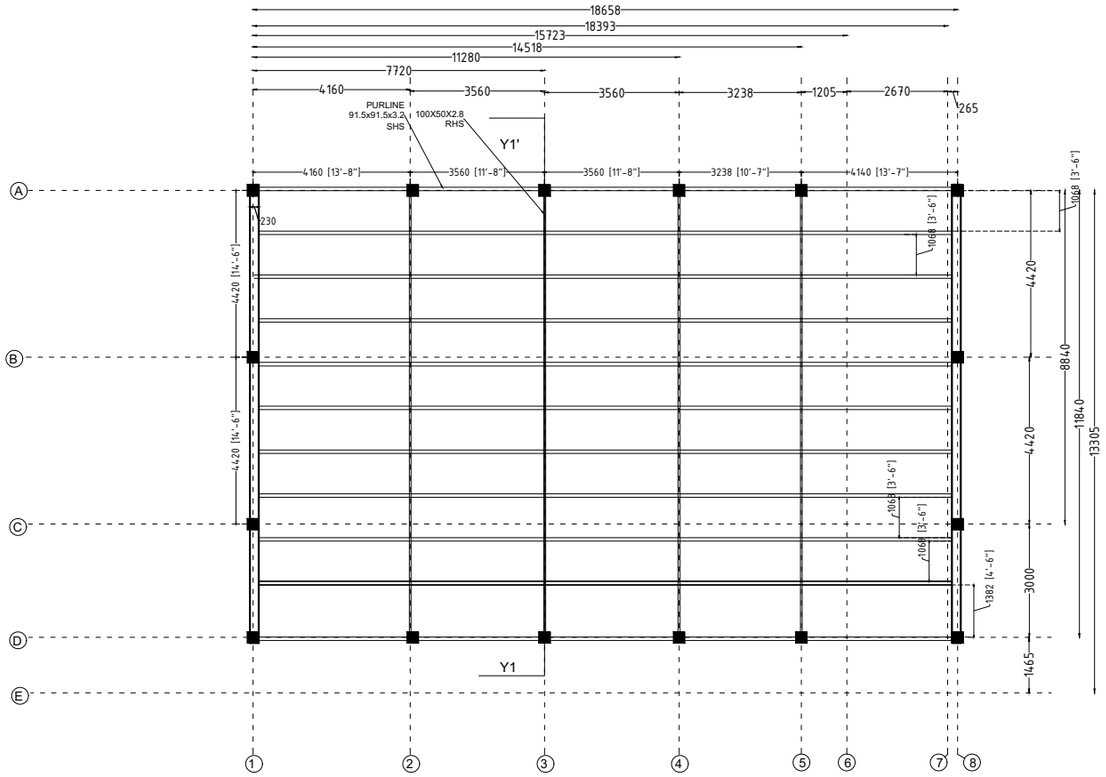


ROOF TRUSS DETAIL

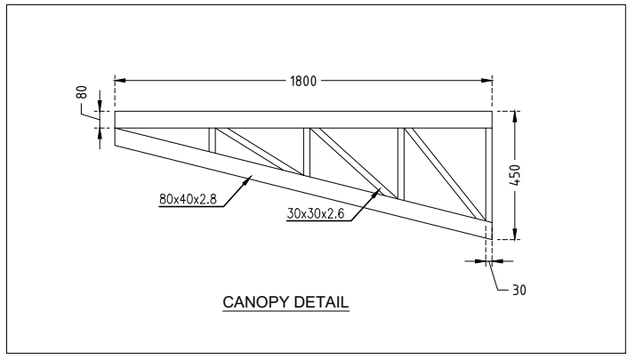


CANOPY DETAIL

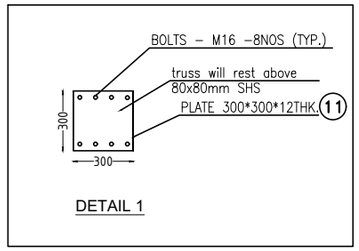


DETAIL 1

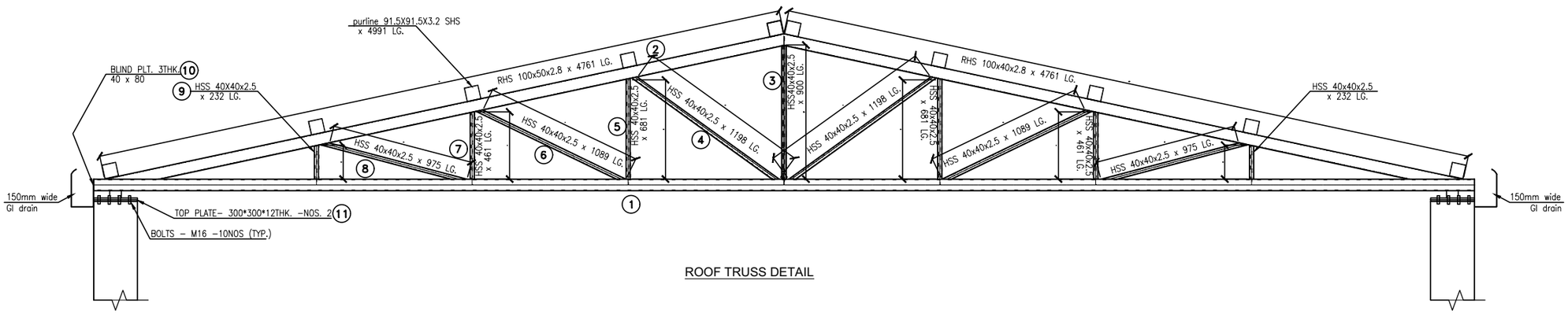


ROOF TRUSS DETAIL

GENERAL NOTES

NOTES-

1. USE - M 20 GRADE OF CONC. AS/IS 426-5000
2. USE - FE 500 GRADE OF REINF. BY CLIENT
3. PROVIDE CLEAR COVER TO MAIN REINF.

FOUNDATION- 50MM
COLUMN - 40MM
BEAM - 25MM
SLAB - 20MM OR DIA OF BAR, WHICHEVER IS MORE,
R.C.C. WALL - 25MM

4.TIES SHOULD BE BEND INSIDE WITH 10# LENGTH IN BEAM & COLUMN

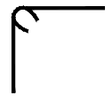

5.FOLLOW - IS-456-2000 FOR R.C.C. WORK

6.STRIPPING TIME FOR SHUTTERING / FORMWORK UNDER NORMAL CONDITION.

| TYPE OF WORK | MINIMUM PERIOD BEFORE STRIKING FORM WORK |
|---|---|
| a) VERTICAL FORMWORK TO COLUMN, WALLS, BEAM | 16-24 HOUR |
| b) SOFFITS FORMWORK TO SLABS ( PROPS TO BE REFIXED- - IMMEDIATELY AFTER REMOVAL OF FORMWORK) | 3 DAYS |
| c) SOFFIT FORMWORK TO BEAMS ( PROPS TO BE REFIXED IMMEDIATELY AFTER REMOVAL OF FORMWORK ) | 7DAYS |
| d) PROPS TO SLABS: | |
| 1) SPANNING UP TO 4.5M | 7DAYS |
| 2) SPANNING OVER 4.5M | 14 DAYS |
| e) PROPS TO BEAMS & ARCHES: | |
| 1) SPANNING UP TO 6M | 14DAYS |
| 2) SPANNING OVER 6M | 21DAYS |

7. CURING FOR R.C.C. MEMBER MINIMUM 14 DAYS CONTINOUSELY PREFERABLE - 28 DAYS.
8. START EARLY CURING TO AVOID SRINKAGE CRACKS, WHEN CONCRETE APPEARS TO HARDEN.
9) PROVIDE FOLLOWING SLUMP IN CONCRETE GEN- -ERALLY.

| | |
|---|---|
| a) SHALLOW SECTIONS, PAVMENTS, MASS CONC. LIGTH REINFORCEMENT SECTION IN SLAB, BEAM, WALL, COLUMN | 25-75 |
| b) HEAVILY REINFORCEMENT SECTION IN SLAB | 50-100 |
| c) HEAVILY REINFORCEMENT SECTION IN BEAMS, WALLS, COLUMNS SLIPFORM, OR PUMPED CONC. | 75-100 |
| d) TRENCH FILL, PILLING, PUMPED CONC. | 100-150 |

10) PROVIDE LAP/ DEVELOPEMENT LENGTH IN REINFORCEMENT BARS GRADE OF CONC.

M20- 47Ø
M25-41Ø
M30-38Ø

11) REFER RELEVANT DRG. WITH THIS DRG.
12) AVOID CORE CUTING.

| DRG NO: | SHEET NO: | REV. | SCALE: |
|---|---|---|---|
| DP0001 DRG CL 01 104 | 8 OF 9 | R0 | NTS |

| DESIGNED: | DRAWN: | CHECKED: | VERIFIED: | APPROVED: |
|---|---|---|---|---|
| UPENDRA SINGH | SIMRAN SONI | UPENDRA SINGH | ADMIN | ADMIN |

| ISSUED FOR: | UNIT: | DATE: |
|---|---|---|
| TENDOR PURPOSE | MILIMETER | 12.05.2022 |

This drawing is the property of HUP DESIGN and is to be used only for the purpose for which it was lent and must not be in any way detrimental to the interest of the company and is subject to return on demand

**SWATI Architecture landscape interior**
ARCHITECTS I PLANERS I ENGINEERING I INTERIOR DESIGN
282 , tulip , A block , Talpuri International colony , Bhilai , C.G. Email - swati.arch@outlook.com

CLIENT: CHHATTISGARH STATE MINOR FOREST PRODUSE

PROJECT: INCUBATION CENTER AT DEOBHOG GARIYABAND

TITLE: MASALA PROCESSING UNIT
TRUSS DETAIL

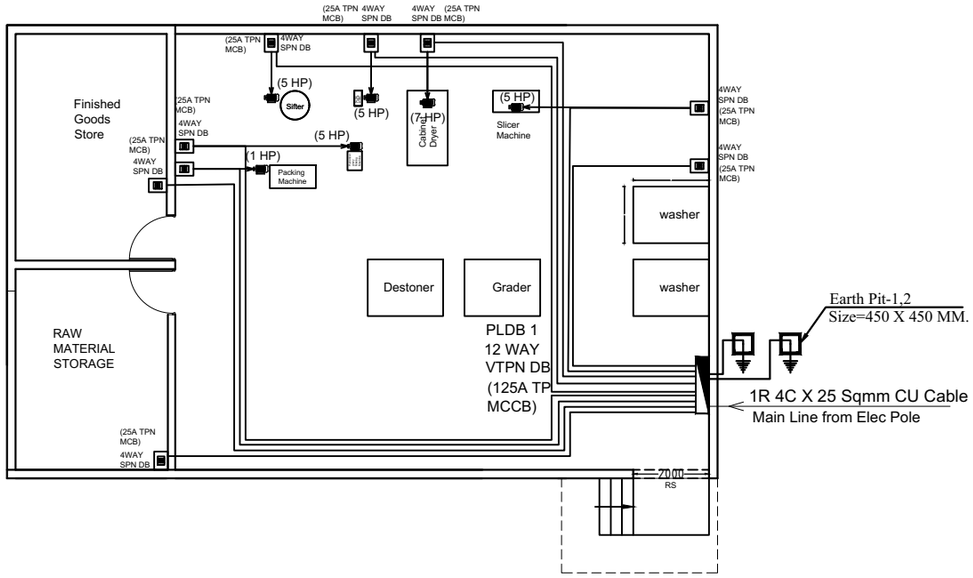


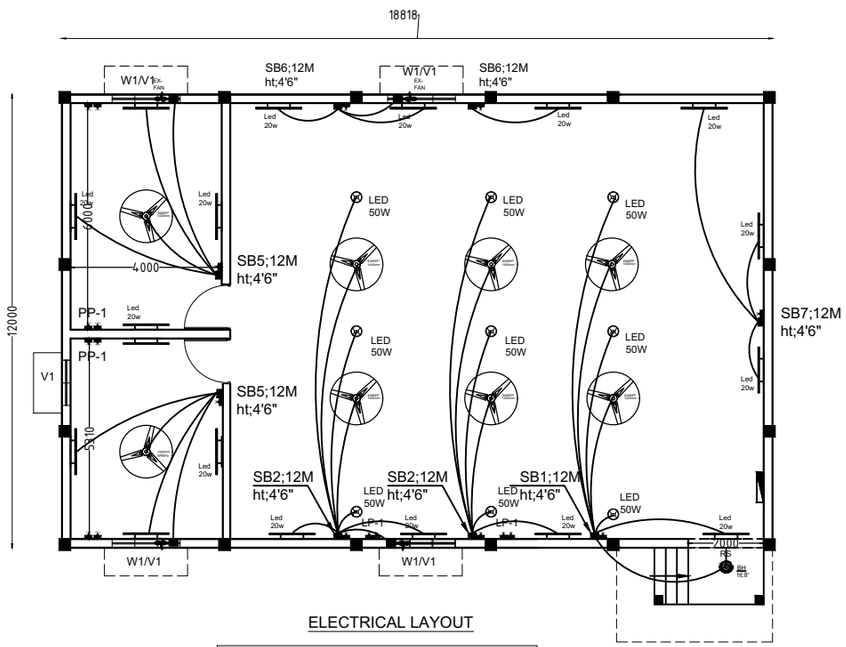


ELECTRICAL LAYOUT

MASALA PROCESSING UNIT

| | | | |
|---|---|---|---|
| 01 | LED 50W | 50W FLOOD LIGHT (HIGH BAY) | 06 No. |
| 02 | BH REB | WALL LIGHT | 02 No. |
| 03 | PP-1 | 16A SWITCH SOCKET | 08 No. |
| 04 | LP-1 | 6A SWITCH SOCKET | 02 No. |
| 05 | 4WAY SPN DB | 4WAY SPN DB | 09 No. |
| 06 | | PLDB 1 12 WAY VTPN DB | 01 No. |
| 07 | | 1400 mm Ceiling Fan | 06 No. |
| 08 | Led 20w | 20w Led Tube Light | 16 No. |
| 09 | EX. FAN | 450 mm Ex Fan | 06 No. |
| 10 | LP-1 | 6A SWITCH SOCKET | 07 No. |
| 11 | SB1 | SWITCH BOARD | 07 No. |
| 12 | | 6 X 6 SQMM CU WIRE | |
| 13 | | 3 X 1.5 SQMM CU WIRE | |
| 14 | | Earth Pit-1 Size=450 X 450 MM. | 2 SET |

| MACHINE LIST | | |
|---|---|---|
| 1 - PULVERIZER , 100 KG / H , NOS 1 | 5 HP | 6 X 6 Sqmm CU wire |
| 2 - PULVERIZER GRAVY MAKING MACHINE , 100KG / H , NOS 1 | 5 HP | 6 X 6 Sqmm CU wire |
| 3 - SLICER MACHINE - 500 KG / HR , NOS 1 | 5 HP | 6 X 6 Sqmm CU wire |
| 4 - CABINET DRYER , 250 KG / BATCH , NOS - 1 (5 KW) | 7 HP | 6 X 6 Sqmm CU wire |
| 4A - CABINET DRYER , 250 KG / BATCH , NOS - 2 (5 KW) | 7 HP | 6 X 6 Sqmm CU wire |
| 5 - SEIVING MACHINE , 100 KG / HR , NOS 1 | 2 HP | 6 X 6 Sqmm CU wire |
| 6 - PACKAGING MACHINE , NOS -1 | 1 HP | 6 X 6 Sqmm CU wire |
| 6A - PACKAGING MACHINE , NOS - 2 | 1 HP | 6 X 6 Sqmm CU wire |
| TOTAL LOAD 3P MCB 125A (25 KW) (64 AMP) | 33 HP | 1R 4C 25 Sqmm Ar. CU Cable |

| DRG NO: | SHEET NO: | REV. | SCALE: |
|---|---|---|---|
| DP0001 DRG CL 01 104 | 9 OF 9 | R0 | NTS |

| DESIGNED: | DRAWN: | CHECKED: | VERIFIED: | APPROVED: |
|---|---|---|---|---|
| UPENDRA SINGH | SIMRAN SONI | UPENDRA SINGH | ADMIN | ADMIN |

| ISSUED FOR: | UNIT: | DATE: |
|---|---|---|
| TENDOR PURPOSE | MILIMETER | 12.05.2022 |

This drawing is the property of HUP DESIGN and is to be used only for the purpose for which it was lent and must not be in any way detrimental to the interest of the company and is subject to return on demand

**SWATI Architecture landscape interior**
ARCHITECTS I PLANERS I ENGINEERING I INTERIOR DESIGN
282 , tulip , A block , Talpuri International colony , Bhilai , C.G. Email - swati.arch@outlook.com

CLIENT: CHHATTISGARH STATE MINOR FOREST PRODUSE

PROJECT: MINI FOOD PARK GARIYABAND

TITLE: MASALA PROCESSING UNIT
ELECTRICAL LAYOUT

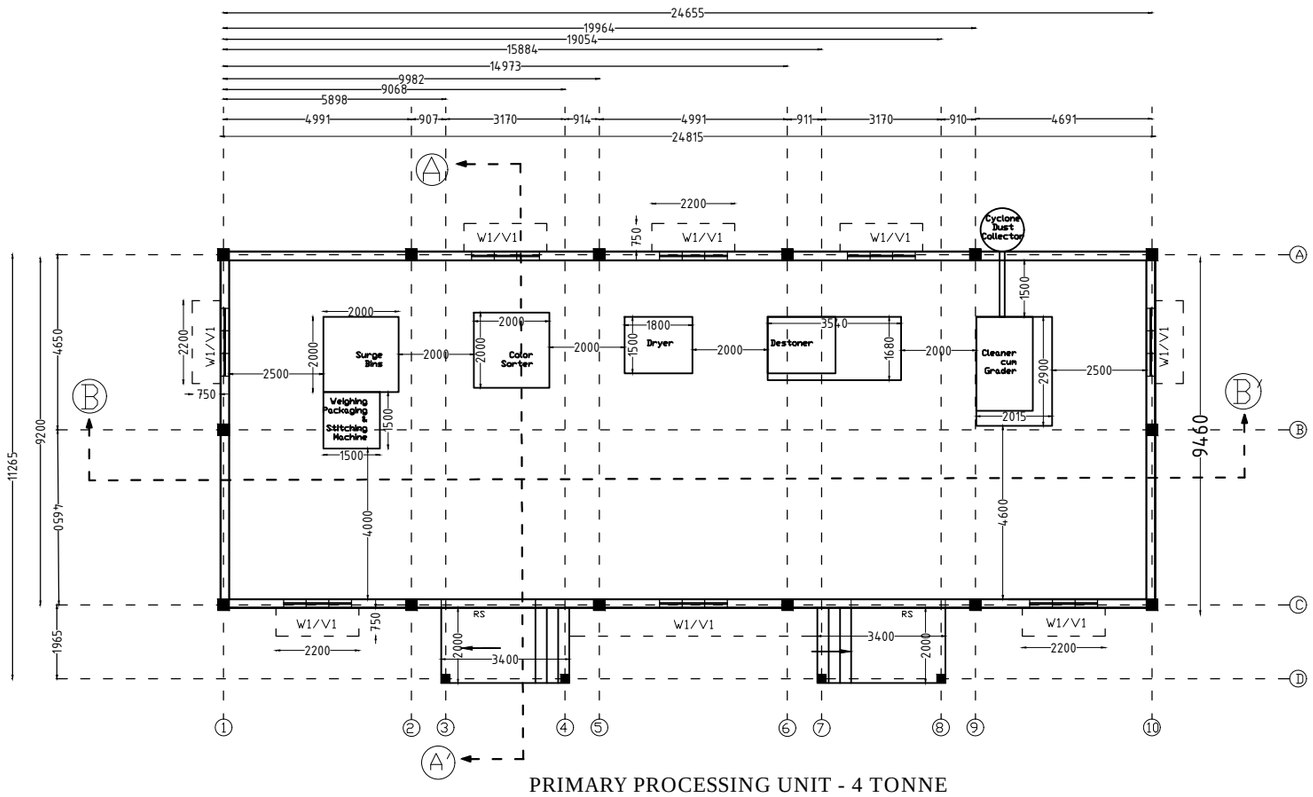


PRIMARY PROCESSING UNIT - 4 TONNE

BUILTUP AREA - 235 SQM

**LIST OF DRAWING**
**PULSE MILLING UNIT**
**DP0001 DRG CL 01 106**

1 - PLAN LAYOUT
2 - SECTION / ELEVATION
3 - COLUMN LAYOUT
4 - FOOTING LAYOUT
5 - GROUND BEAM LAYOUT
6 - BEAM LAYOUT ( 2.5 M ABOVE )
7 - BEAM LAYOUT ( 4.5 M ABOVE )
8 - TRUSS DETAIL
9 - ELECTRICAL LAYOUT

OPENING SCHEDULE

| NAME | SAYMBOL |
|---|---|
| WINDOW | - W1 |
| VENTILATOR | - V1 |
| ROLLING SHUTTER | - R1 |
| DOOR | - D1 |

| SN | SAYMBOL | NOS | SIZE |
|---|---|---|---|
| 01 | W1 | 08 | 1.8M X 1.5M |
| 02 | V1 | 08 | 1.8 M X 1 M |
| 03 | R1 | 02 | 2.5M X 2.4 M |

| DRG NO: | SHEET NO: | REV. | SCALE: |
|---|---|---|---|
| DP0001 DRG CL 01 101 | 1 OF 9 | R0 | NTS |

| DESIGNED: | DRAWN: | CHECKED: | VERIFIED: | APPROVED: |
|---|---|---|---|---|
| UPENDRA SINGH | SIMRAN SONI | UPENDRA SINGH | ADMIN | ADMIN |

| ISSUED FOR: | UNIT: | DATE: |
|---|---|---|
| TENDOR PURPOSE | MILIMETER | 12.05.2022 |

This drawing is the property of HUP DESIGN and is to be used only for the purpose for which it was lent and must not be in any way detrimental to the interest of the company and is subject to return on demand

**SWATI Architecture landscape interior**
ARCHITECTS I PLANERS I ENGINEERING I INTERIOR DESIGN
282 , tulip , A block , Talpuri International colony , Bhilai , C.G. Email - swati.arch@outlook.com

CLIENT: CHHATTISGARH STATE MINOR FOREST PRODUSE

PROJECT: INCUBATION CENTER AT DEOBHOG GARIYABAND

TITLE: PRIMARY PROCESSING UNIT
PLAN LAYOUT

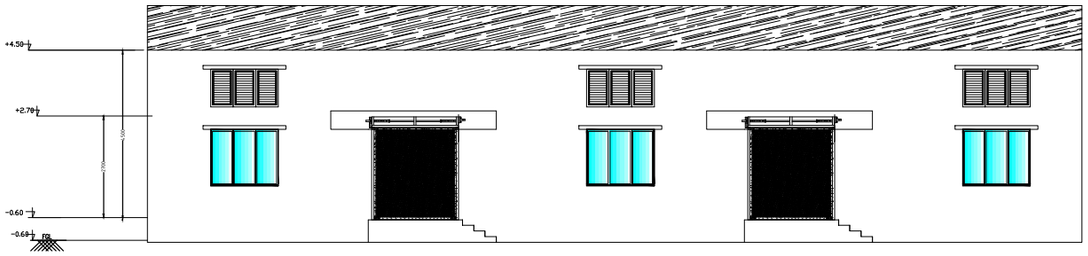


FRONT ELEVATION

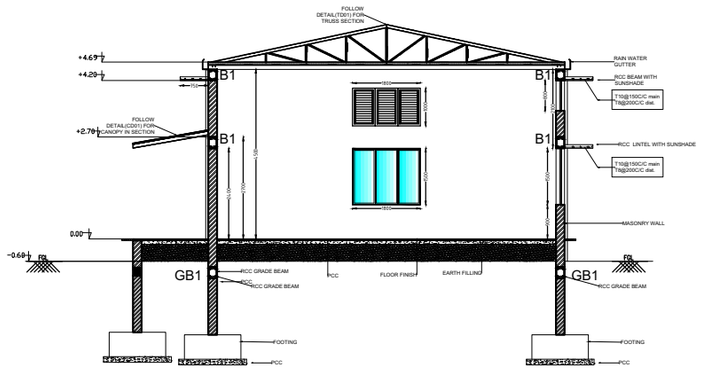


SECTION A-A' IN STRUCTURE

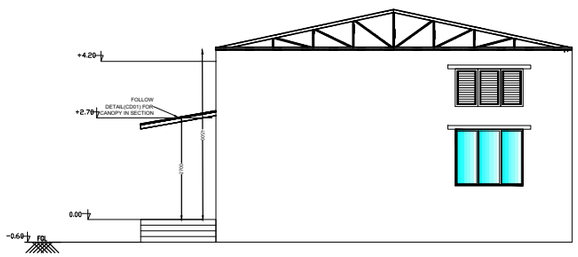


SIDE ELEVATION

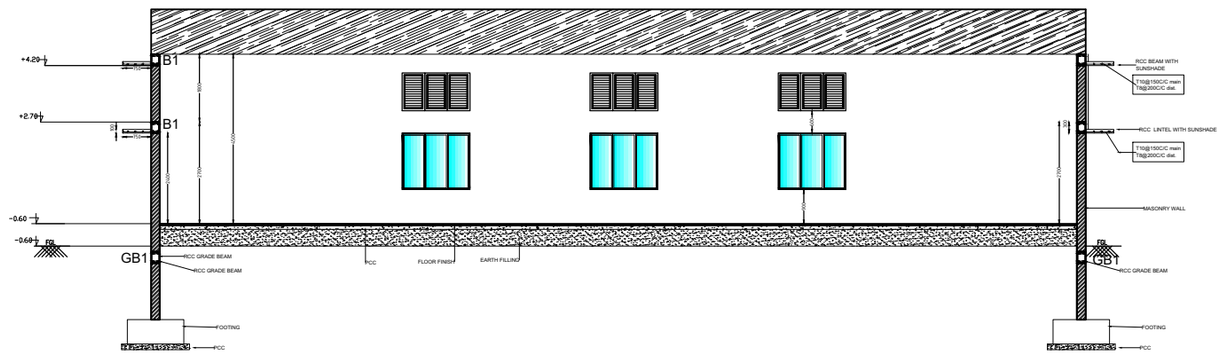


SECTION B-B' IN STRUCTURE

| DRG NO: | SHEET NO: | REV. | SCALE: | |
|---|---|---|---|---|
| DP0001 DRG CL 01 101 | 2 OF 9 | R0 | NTS | **SWATI Architecture landscape interior**<br>ARCHITECTS I PLANERS I ENGINEERING I INTERIOR DESIGN<br>282 , tulip , A block , Talpuri International colony , Bhilai , C.G. Email - swati.arch@outlook.com |
| DESIGNED: UPENDRA SINGH | DRAWN: SIMRAN SONI | CHECKED: UPENDRA SINGH | VERIFIED: ADMIN | APPROVED: ADMIN | CLIENT: CHHATTISGARH STATE MINOR FOREST PRODUSE |
| ISSUED FOR: TENDOR PURPOSE | | UNIT: MILIMETER | DATE: 12.05.2022 | PROJECT: INCUBATION CENTER AT DEOBHOG GARIYABAND |
| This drawing is the property of HUP DESIGN and is to be used only for the purpose for which it was lent and must not be in any way detrimental to the interest of the company and is subject to return on demand | | | | TITLE: PRIMARY PROCESSING UNIT SECTION / ELEVATION |

29

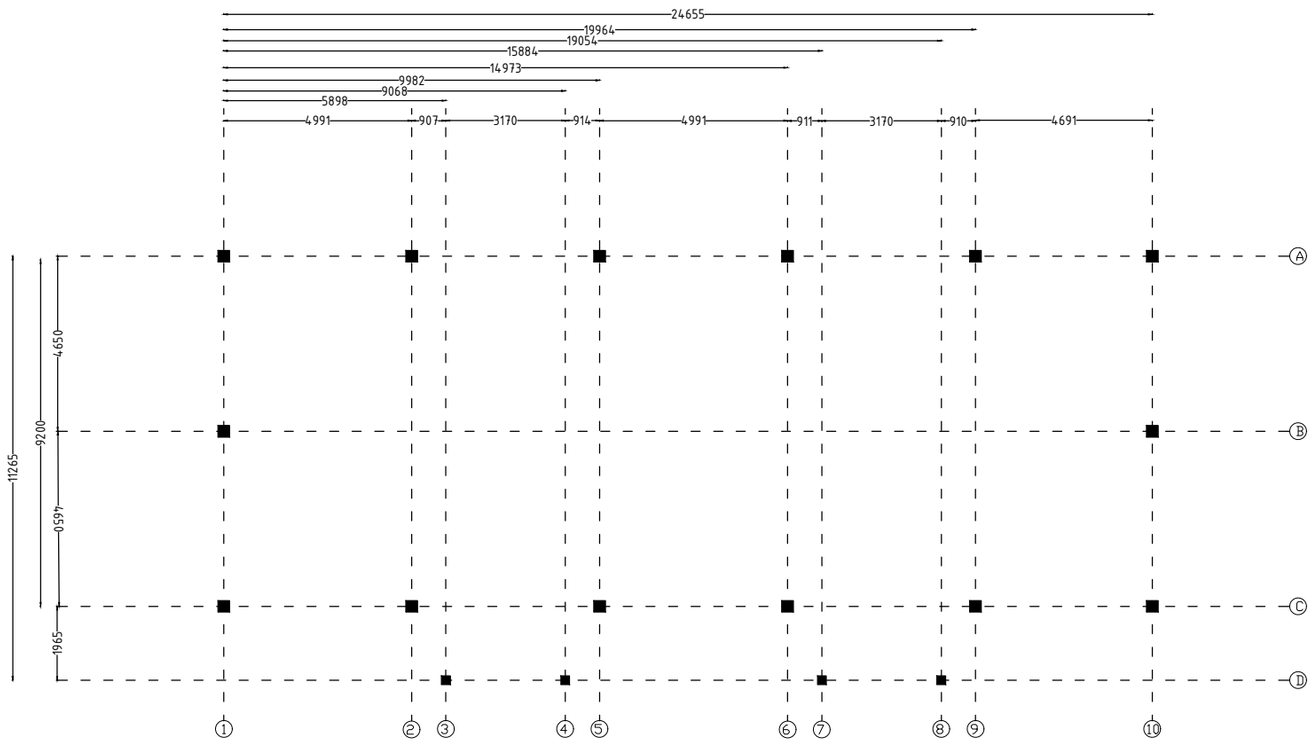


COLUMN LAYOUT

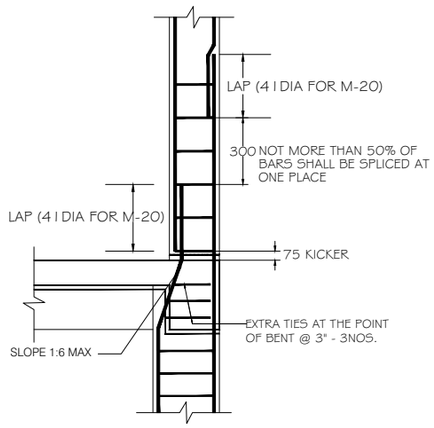


COLUMN DETAIL

## GENERAL NOTES

NOTES-

1. USE - M 20 GRADE OF CONC. AS/IS 426-5000
2. USE - FE 500 GRADE OF REINF. BY CLIENT
3. PROVIDE CLEAR COVER TO MAIN REINF.

FOUNDATION- 50MM
COLUMN - 40MM
BEAM - 25MM
SLAB - 20MM OR DIA OF BAR, WHICHEVER IS MORE,
R.C.C. WALL - 25MM

4.TIES SHOULD BE BEND INSIDE WITH 10# LENGTH IN BEAM & COLUMN

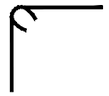

5.FOLLOW - IS-456-2000 FOR R.C.C. WORK

6.STRIPPING TIME FOR SHUTTERING / FORMWORK UNDER NORMAL CONDITION.

| TYPE OF WORK | MINIMUM PERIOD BEFORE STRIKING FORM WORK |
|---|---|
| a) VERTICAL FORMWORK TO COLUMN, WALLS, BEAM | 16-24 HOUR |
| b) SOFFITS FORMWORK TO SLABS ( PROPS TO BE REFIXED- - IMMEDIATELY AFTER REMOVAL OF FORMWORK) | 3 DAYS |
| c) SOFFIT FORMWORK TO BEAMS ( PROPS TO BE REFIXED IMMEDIATELY AFTER REMOVAL OF FORMWORK ) | 7DAYS |
| d) PROPS TO SLABS: | |
| 1) SPANNING UP TO 4.5M | 7DAYS |
| 2) SPANNING OVER 4.5M | 14 DAYS |
| e) PROPS TO BEAMS & ARCHES: | |
| 1) SPANNING UP TO 6M | 14DAYS |
| 2) SPANNING OVER 6M | 21DAYS |

7. CURING FOR R.C.C. MEMBER MINIMUM 14 DAYS CONTINOUSELY PREFERABLE - 28 DAYS.
8. START EARLY CURING TO AVOID SRINKAGE CRACKS, WHEN CONCRETE APPEARS TO HARDEN.
9) PROVIDE FOLLOWING SLUMP IN CONCRETE GEN- -ERALLY.

| | |
|---|---|
| a) SHALLOW SECTIONS, PAVMENTS, MASS CONC. LIGTH REINFORCEMENT SECTION IN SLAB, BEAM, WALL, COLUMN | 25-75 |
| b) HEAVILY REINFORCEMENT SECTION IN SLAB | 50-100 |
| c) HEAVILY REINFORCEMENT SECTION IN BEAMS, WALLS, COLUMNS SLIPFORM, OR PUMPED CONC. | 75-100 |
| d) TRENCH FILL, PILLING, PUMPED CONC. | 100-150 |

10) PROVIDE LAP/ DEVELOPEMENT LENGTH IN REINFORCEMENT BARS GRADE OF CONC.
M20- 47Ø
M25-41Ø
M30-38Ø

11) REFER RELEVANT DRG. WITH THIS DRG.
12) AVOID CORE CUTING.

TYPICAL COLUMN DETAIL'S

| COLUMN NAME | Pile/col detail | | STIRRUPS | REMARKS |
|---|---|---|---|---|
| C1 | 300 / 300 | 8-T12<br>T8@ 200 c/c<br>2-Tie | | FOUNDATION TO TERRACE |
| C1 | 230 / 230 | 4-T12<br>T8@ 200 c/c<br>1-Tie | | TERMINATE AT GROUND LVL |

| DRG NO: | SHEET NO: | REV. | SCALE: |
|---|---|---|---|
| DP0001 DRG CL 01 101 | 3 OF 9 | R0 | NTS |

| DESIGNED: | DRAWN: | CHECKED: | VERIFIED: | APPROVED: |
|---|---|---|---|---|
| UPENDRA SINGH | SIMRAN SONI | UPENDRA SINGH | ADMIN | ADMIN |

| ISSUED FOR: | UNIT: | DATE: |
|---|---|---|
| TENDOR PURPOSE | MILIMETER | 12.05.2022 |

This drawing is the property of HUP DESIGN and is to be used only for the purpose for which it was lent and must not be in any way detrimental to the interest of the company and is subject to return on demand

**SWATI Architecture landscape interior**
ARCHITECTS I PLANERS I ENGINEERING I INTERIOR DESIGN
282 , tulip , A block , Talpuri International colony , Bhilai , C.G. Email - swati.arch@outlook.com

CLIENT: CHHATTISGARH STATE MINOR FOREST PRODUSE

PROJECT: INCUBATION CENTER AT DEOBHOG GARIYABAND

TITLE: PRIMARY PROCESSING UNIT
COLUMN LAYOUT

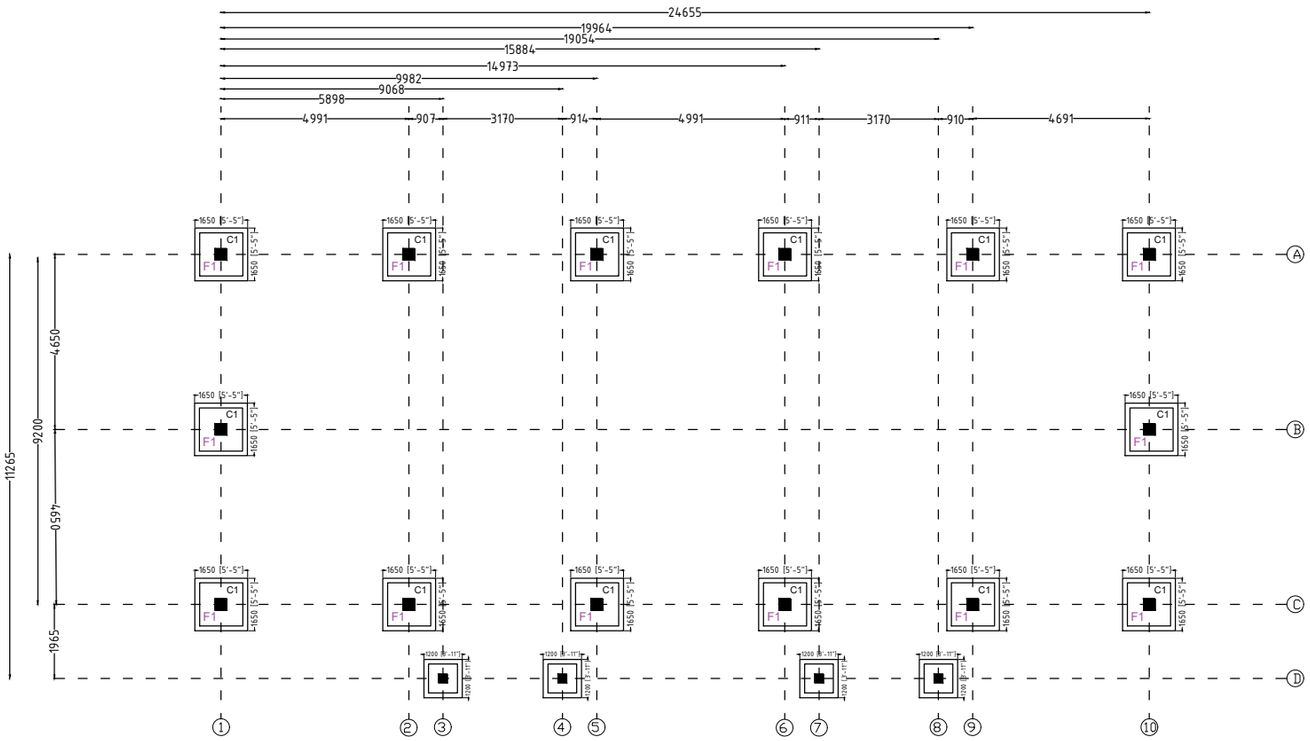


FOOTING LAYOUT

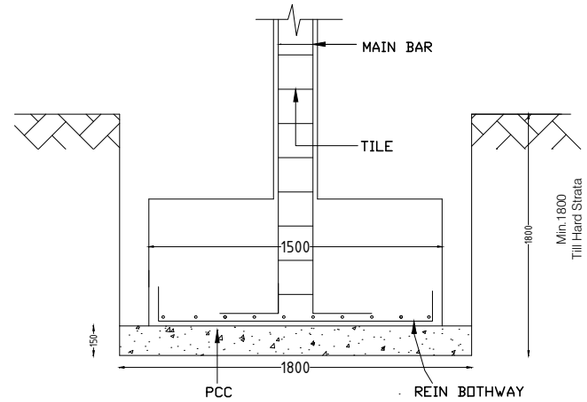


TYPICAL FOOTING SECTION (1-1')

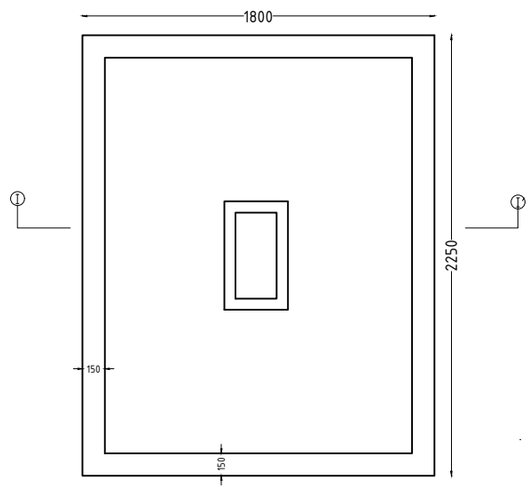


TYPICAL FOOTING PLAN

FOOTING SCHEDULE

| FE500 AND M20 | | | | | | | |
|---|---|---|---|---|---|---|---|
| Footing | Column | PCC Size | Footing Size | Total | Steel | Steel | Remarks |
| | Nos | X - Y mm | X - Y mm | Depth mm | \|\| to X mm | \|\| to Y mm | |
| F1 | C1 | 1650 X 1650 | 1350 X 1350 | 400 | T10@ 175C/C | T10@ 175 C/C | Bottom bars only |
| F2 | C2 | 1200 X 1200 | 900 X 900 | 230 | T8@200C/C | T8@ 200 C/C | Bottom bars only |

GENERAL NOTES

NOTES-

1. USE - M 20 GRADE OF CONC. AS/IS 426-5000
2. USE - FE 500 GRADE OF REINF. BY CLIENT
3. PROVIDE CLEAR COVER TO MAIN REINF.

FOUNDATION- 50MM
COLUMN - 40MM
BEAM - 25MM
SLAB - 20MM OR DIA OF BAR, WHICHEVER IS MORE,
R.C.C. WALL - 25MM

4.TIES SHOULD BE BEND INSIDE WITH 10# LENGTH IN BEAM & COLUMN

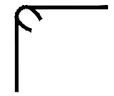

5.FOLLOW - IS-456-2000 FOR R.C.C. WORK

6.STRIPPING TIME FOR SHUTTERING / FORMWORK UNDER NORMAL CONDITION.

| TYPE OF WORK | MINIMUM PERIOD BEFORE STRIKING FORM WORK |
|---|---|
| a) VERTICAL FORMWORK TO COLUMN, WALLS, BEAM | 16-24 HOUR |
| b) SOFFITS FORMWORK TO SLABS ( PROPS TO BE REFIXED- - IMMEDIATELY AFTER REMOVAL OF FORMWORK) | 3 DAYS |
| c) SOFFIT FORMWORK TO BEAMS ( PROPS TO BE REFIXED IMMEDIATELY AFTER REMOVAL OF FORMWORK ) | 7DAYS |
| d) PROPS TO SLABS: | |
| 1) SPANNING UP TO 4.5M | 7DAYS |
| 2) SPANNING OVER 4.5M | 14 DAYS |
| e) PROPS TO BEAMS & ARCHES: | |
| 1) SPANNING UP TO 6M | 14DAYS |
| 2) SPANNING OVER 6M | 21DAYS |

7. CURING FOR R.C.C. MEMBER MINIMUM 14 DAYS CONTINOUSELY PREFERABLE - 28 DAYS.
8. START EARLY CURING TO AVOID SRINKAGE CRACKS, WHEN CONCRETE APPEARS TO HARDEN.
9) PROVIDE FOLLOWING SLUMP IN CONCRETE GEN- -ERALLY.

| | |
|---|---|
| a) SHALLOW SECTIONS, PAVMENTS, MASS CONC. LIGTH REINFORCEMENT SECTION IN SLAB, BEAM, WALL, COLUMN | 25-75 |
| b) HEAVILY REINFORCEMENT SECTION IN SLAB | 50-100 |
| c) HEAVILY REINFORCEMENT SECTION IN BEAMS, WALLS, COLUMNS SLIPFORM, OR PUMPED CONC. | 75-100 |
| d) TRENCH FILL, PILLING, PUMPED CONC. | 100-150 |

10) PROVIDE LAP/ DEVELOPEMENT LENGTH IN REINFORCEMENT BARS GRADE OF CONC.
M20- 47Ø
M25-41Ø
M30-38Ø
11) REFER RELEVANT DRG. WITH THIS DRG.
12) AVOID CORE CUTING.

| DRG NO: | SHEET NO: | REV. | SCALE: |
|---|---|---|---|
| DP0001 DRG CL 01 101 | 4 OF 9 | R0 | NTS |

| DESIGNED: | DRAWN: | CHECKED: | VERIFIED: | APPROVED: |
|---|---|---|---|---|
| UPENDRA SINGH | SIMRAN SONI | UPENDRA SINGH | ADMIN | ADMIN |

| ISSUED FOR: | UNIT: | DATE: |
|---|---|---|
| TENDOR PURPOSE | MILIMETER | 12.05.2022 |

This drawing is the property of HUP DESIGN and is to be used only for the purpose for which it was lent and must not be in any way detrimental to the interest of the company and is subject to return on demand

**SWATI Architecture landscape interior**
ARCHITECTS I PLANERS I ENGINEERING I INTERIOR DESIGN
282 , tulip , A block , Talpuri International colony , Bhilai , C.G. Email - swati.arch@outlook.com

CLIENT: CHHATTISGARH STATE MINOR FOREST PRODUSE

PROJECT: INCUBATION CENTER AT DEOBHOG GARIYABAND

TITLE: PRIMARY PROCESSING UNIT FOOTING LAYOUT




GROUND BEAM PLAN

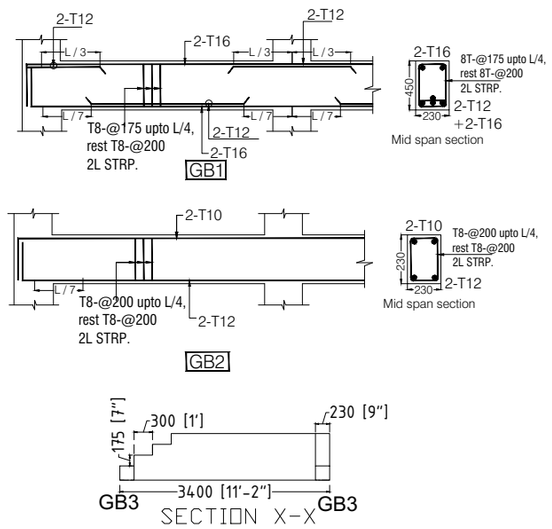


GROUND BEAM SECTIONAL DETAIL

BEAM SCHEDULE FOR GROUND/ PLINTH LVL.

| | | | | | | | | | | |
|---|---|---|---|---|---|---|---|---|---|---|
| GB1 | 230X375 | 2-T16 | 2-T12 | 2-T16 | 2-T12 | 2-T12 | T8 @200C/C | T8 @175C/C | T8 @175C/C | SLAB THK. INCLUDED |
| GB2 | 230X230 | 2-T12 | - | 2-T10 | - | - | T8 @200C/C | T8 @200C/C | T8 @200C/C | SLAB THK. INCLUDED |

SLAB SCHEDULE FOR GROUND FLOOR LVL.

| SLAB NAME | THICKNESS (mm) | | | remarks |
|---|---|---|---|---|
| | | Main Steel | Other Steel | |
| S1 | 150 (MESH) | T8 @ 200 c/c | T8 @ 200 c/c | All straight |

GENERAL NOTES

NOTES-

1. USE - M 20 GRADE OF CONC. AS/IS 426-5000
2. USE - FE 500 GRADE OF REINF. BY CLIENT
3. PROVIDE CLEAR COVER TO MAIN REINF.

FOUNDATION- 50MM
COLUMN - 40MM
BEAM - 25MM
SLAB - 20MM OR DIA OF BAR, WHICHEVER IS MORE,
R.C.C. WALL - 25MM

4.TIES SHOULD BE BEND INSIDE WITH 10# LENGTH IN BEAM & COLUMN

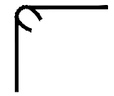

5.FOLLOW - IS-456-2000 FOR R.C.C. WORK

6.STRIPPING TIME FOR SHUTTERING / FORMWORK UNDER NORMAL CONDITION.

| TYPE OF WORK | MINIMUM PERIOD BEFORE STRIKING FORM WORK |
|---|---|
| a) VERTICAL FORMWORK TO COLUMN, WALLS, BEAM | 16-24 HOUR |
| b) SOFFITS FORMWORK TO SLABS ( PROPS TO BE REFIXED- - IMMEDIATELY AFTER REMOVAL OF FORMWORK) | 3 DAYS |
| c) SOFFIT FORMWORK TO BEAMS ( PROPS TO BE REFIXED IMMEDIATELY AFTER REMOVAL OF FORMWORK ) | 7DAYS |
| d) PROPS TO SLABS: | |
| 1) SPANNING UP TO 4.5M | 7DAYS |
| 2) SPANNING OVER 4.5M | 14 DAYS |
| e) PROPS TO BEAMS & ARCHES: | |
| 1) SPANNING UP TO 6M | 14DAYS |
| 2) SPANNING OVER 6M | 21DAYS |

7. CURING FOR R.C.C. MEMBER MINIMUM 14 DAYS CONTINOUSELY PREFERABLE - 28 DAYS.
8. START EARLY CURING TO AVOID SRINKAGE CRACKS, WHEN CONCRETE APPEARS TO HARDEN.
9) PROVIDE FOLLOWING SLUMP IN CONCRETE GEN- -ERALLY.

| | |
|---|---|
| a) SHALLOW SECTIONS, PAVMENTS, MASS CONC. LIGTH REINFORCEMENT SECTION IN SLAB, BEAM, WALL, COLUMN | 25-75 |
| b) HEAVILY REINFORCEMENT SECTION IN SLAB | 50-100 |
| c) HEAVILY REINFORCEMENT SECTION IN BEAMS, WALLS, COLUMNS SLIPFORM, OR PUMPED CONC. | 75-100 |
| d) TRENCH FILL, PILLING, PUMPED CONC. | 100-150 |

10) PROVIDE LAP/ DEVELOPEMENT LENGTH IN REINFORCEMENT BARS GRADE OF CONC.
M20- 47Ø
M25-41Ø
M30-38Ø
11) REFER RELEVANT DRG. WITH THIS DRG.
12) AVOID CORE CUTING.

| DRG NO: | SHEET NO: | REV. | SCALE: |
|---|---|---|---|
| DP0001 DRG CL 01 101 | 5 OF 9 | R0 | NTS |

| DESIGNED: | DRAWN: | CHECKED: | VERIFIED: | APPROVED: |
|---|---|---|---|---|
| UPENDRA SINGH | SIMRAN SONI | UPENDRA SINGH | ADMIN | ADMIN |

| ISSUED FOR: | UNIT: | DATE: |
|---|---|---|
| TENDOR PURPOSE | MILIMETER | 12.05.2022 |

This drawing is the property of HUP DESIGN and is to be used only for the purpose for which it was lent and must not be in any way detrimental to the interest of the company and is subject to return on demand

**SWATI Architecture landscape interior**
ARCHITECTS I PLANERS I ENGINEERING I INTERIOR DESIGN
282 , tulip , A block , Talpuri International colony , Bhilai , C.G. Email - swati.arch@outlook.com

CLIENT: CHHATTISGARH STATE MINOR FOREST PRODUSE

PROJECT: INCUBATION CENTER AT DEOBHOG GARIYABAND

TITLE: PRIMARY PROCESSING UNIT
BEAM LAYOUT




BEAM PLAN ( 2.4 M ABOVE BEAM )

BEAM SCHEDULE FOR 2.4m LVL. ABOVE PLINTH

| | | | | | | | | | | |
|---|---|---|---|---|---|---|---|---|---|---|
| | | | | | | | | | | |
| B1 | 230X300 | 2-T12 | 2-T12 | 2-T12 | 2-T12 | 2-T12 | T8 @200C/C | T8 @175C/C | T8 @175C/C | SLAB THK. INCLUDED |

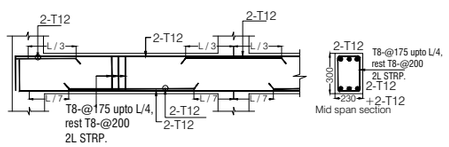


GENERAL NOTES

NOTES-

1. USE - M 20 GRADE OF CONC. AS/IS 426-5000
2. USE - FE 500 GRADE OF REINF. BY CLIENT
3. PROVIDE CLEAR COVER TO MAIN REINF.

FOUNDATION- 50MM
COLUMN - 40MM
BEAM - 25MM
SLAB - 20MM OR DIA OF BAR, WHICHEVER IS MORE,
R.C.C. WALL - 25MM

4.TIES SHOULD BE BEND INSIDE WITH 10# LENGTH IN BEAM & COLUMN

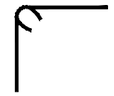

5.FOLLOW - IS-456-2000 FOR R.C.C. WORK

6.STRIPPING TIME FOR SHUTTERING / FORMWORK UNDER NORMAL CONDITION.

| TYPE OF WORK | MINIMUM PERIOD BEFORE STRIKING FORM WORK |
|---|---|
| a) VERTICAL FORMWORK TO COLUMN, WALLS, BEAM | 16-24 HOUR |
| b) SOFFITS FORMWORK TO SLABS ( PROPS TO BE REFIXED- - IMMEDIATELY AFTER REMOVAL OF FORMWORK) | 3 DAYS |
| c) SOFFIT FORMWORK TO BEAMS ( PROPS TO BE REFIXED IMMEDIATELY AFTER REMOVAL OF FORMWORK ) | 7DAYS |
| d) PROPS TO SLABS: | |
| 1) SPANNING UP TO 4.5M | 7DAYS |
| 2) SPANNING OVER 4.5M | 14 DAYS |
| e) PROPS TO BEAMS & ARCHES: | |
| 1) SPANNING UP TO 6M | 14DAYS |
| 2) SPANNING OVER 6M | 21DAYS |

7. CURING FOR R.C.C. MEMBER MINIMUM 14 DAYS CONTINOUSELY PREFERABLE - 28 DAYS.
8. START EARLY CURING TO AVOID SRINKAGE CRACKS, WHEN CONCRETE APPEARS TO HARDEN.
9) PROVIDE FOLLOWING SLUMP IN CONCRETE GEN- -ERALLY.

| | |
|---|---|
| a) SHALLOW SECTIONS, PAVMENTS, MASS CONC. LIGTH REINFORCEMENT SECTION IN SLAB, BEAM, WALL, COLUMN | 25-75 |
| b) HEAVILY REINFORCEMENT SECTION IN SLAB | 50-100 |
| c) HEAVILY REINFORCEMENT SECTION IN BEAMS, WALLS, COLUMNS SLIPFORM, OR PUMPED CONC. | 75-100 |
| d) TRENCH FILL, PILLING, PUMPED CONC. | 100-150 |

10) PROVIDE LAP/ DEVELOPEMENT LENGTH IN REINFORCEMENT BARS GRADE OF CONC.

M20- 47Ø
M25-41Ø
M30-38Ø

11) REFER RELEVANT DRG. WITH THIS DRG.
12) AVOID CORE CUTING.

| DRG NO: | SHEET NO: | REV. | SCALE: |
|---|---|---|---|
| DP0001 DRG CL 01 101 | 6 OF 9 | R0 | NTS |

| DESIGNED: | DRAWN: | CHECKED: | VERIFIED: | APPROVED: |
|---|---|---|---|---|
| UPENDRA SINGH | SIMRAN SONI | UPENDRA SINGH | ADMIN | ADMIN |

| ISSUED FOR: | UNIT: | DATE: |
|---|---|---|
| TENDOR PURPOSE | MILIMETER | 12.05.2022 |

This drawing is the property of HUP DESIGN and is to be used only for the purpose for which it was lent and must not be in any way detrimental to the interest of the company and is subject to return on demand

**SWATI Architecture landscape interior**
ARCHITECTS I PLANERS I ENGINEERING I INTERIOR DESIGN
282 , tulip , A block , Talpuri International colony , Bhilai , C.G. Email - swati.arch@outlook.com

CLIENT: CHHATTISGARH STATE MINOR FOREST PRODUSE

PROJECT: INCUBATION CENTER AT DEOBHOG GARIYABAND

TITLE: PRIMARY PROCESSING UNIT
BEAM LAYOUT

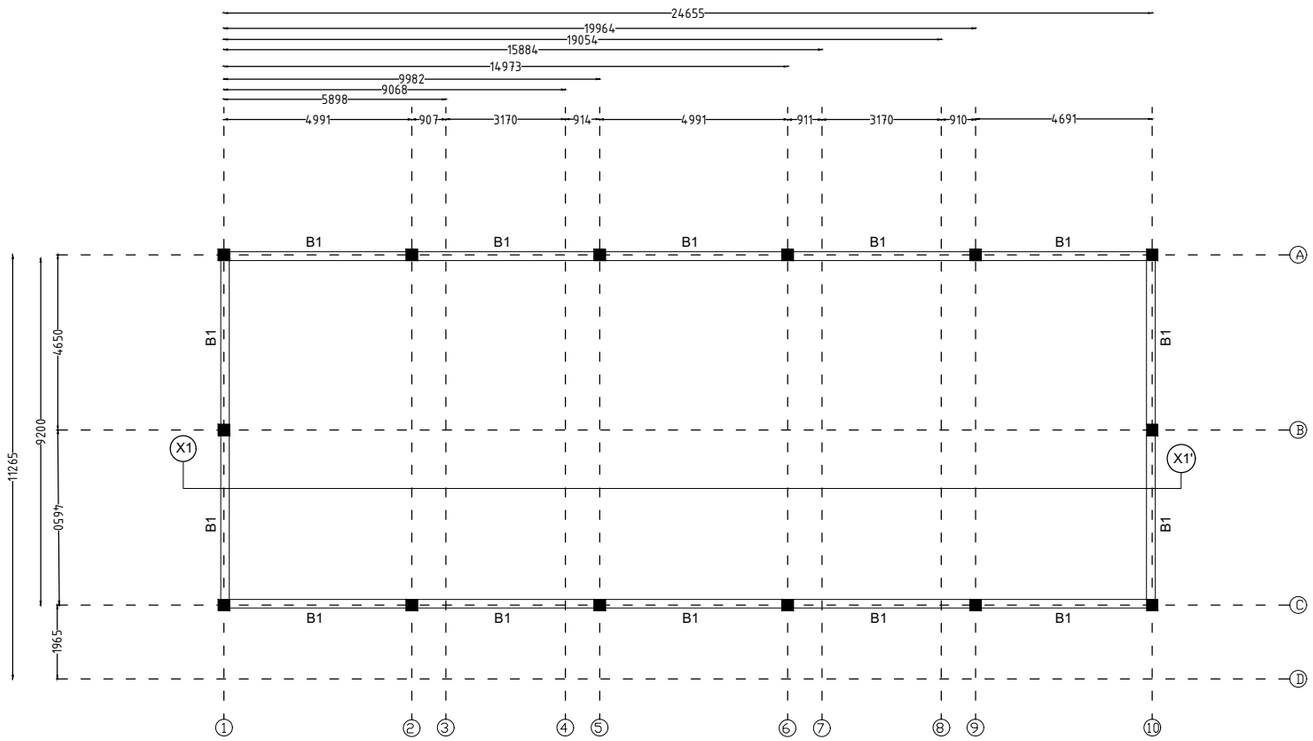


BEAM PLAN ( 4.5 M ABOVE BEAM )

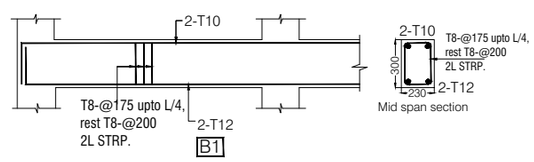


BEAM SCHEDULE FOR 4.5m LVL. ABOVE PLINTH

| | | | | | | | | | | |
|---|---|---|---|---|---|---|---|---|---|---|
| | | | | | | | | | | |
| B1 | 230X300 | 2-T12 | - | 2-T10 | - | - | T8 @200C/C | T8 @175C/C | T8 @175C/C | SLAB THK. INCLUDED |

GENERAL NOTES

NOTES-

1. USE - M 20 GRADE OF CONC. AS/IS 426-5000
2. USE - FE 500 GRADE OF REINF. BY CLIENT
3. PROVIDE CLEAR COVER TO MAIN REINF.

FOUNDATION- 50MM
COLUMN - 40MM
BEAM - 25MM
SLAB - 20MM OR DIA OF BAR, WHICHEVER IS MORE,
R.C.C. WALL - 25MM

4.TIES SHOULD BE BEND INSIDE WITH 10# LENGTH IN BEAM & COLUMN

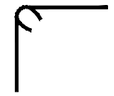

5.FOLLOW - IS-456-2000 FOR R.C.C. WORK

6.STRIPPING TIME FOR SHUTTERING / FORMWORK UNDER NORMAL CONDITION.

| TYPE OF WORK | MINIMUM PERIOD BEFORE STRIKING FORM WORK |
|---|---|
| a) VERTICAL FORMWORK TO COLUMN, WALLS, BEAM | 16-24 HOUR |
| b) SOFFITS FORMWORK TO SLABS ( PROPS TO BE REFIXED- - IMMEDIATELY AFTER REMOVAL OF FORMWORK) | 3 DAYS |
| c) SOFFIT FORMWORK TO BEAMS ( PROPS TO BE REFIXED IMMEDIATELY AFTER REMOVAL OF FORMWORK ) | 7DAYS |
| d) PROPS TO SLABS: | |
| 1) SPANNING UP TO 4.5M | 7DAYS |
| 2) SPANNING OVER 4.5M | 14 DAYS |
| e) PROPS TO BEAMS & ARCHES: | |
| 1) SPANNING UP TO 6M | 14DAYS |
| 2) SPANNING OVER 6M | 21DAYS |

7. CURING FOR R.C.C. MEMBER MINIMUM 14 DAYS CONTINOUSELY PREFERABLE - 28 DAYS.
8. START EARLY CURING TO AVOID SRINKAGE CRACKS, WHEN CONCRETE APPEARS TO HARDEN.
9) PROVIDE FOLLOWING SLUMP IN CONCRETE GEN- -ERALLY.

| | |
|---|---|
| a) SHALLOW SECTIONS, PAVMENTS, MASS CONC. LIGTH REINFORCEMENT SECTION IN SLAB, BEAM, WALL, COLUMN | 25-75 |
| b) HEAVILY REINFORCEMENT SECTION IN SLAB | 50-100 |
| c) HEAVILY REINFORCEMENT SECTION IN BEAMS, WALLS, COLUMNS SLIPFORM, OR PUMPED CONC. | 75-100 |
| d) TRENCH FILL, PILLING, PUMPED CONC. | 100-150 |

10) PROVIDE LAP/ DEVELOPEMENT LENGTH IN REINFORCEMENT BARS GRADE OF CONC.

M20- 47Ø
M25-41Ø
M30-38Ø

11) REFER RELEVANT DRG. WITH THIS DRG.
12) AVOID CORE CUTING.

| DRG NO: | SHEET NO: | REV. | SCALE: |
|---|---|---|---|
| DP0001 DRG CL 01 101 | 7 OF 9 | R0 | NTS |

| DESIGNED: | DRAWN: | CHECKED: | VERIFIED: | APPROVED: |
|---|---|---|---|---|
| UPENDRA SINGH | SIMRAN SONI | UPENDRA SINGH | ADMIN | ADMIN |

| ISSUED FOR: | UNIT: | DATE: |
|---|---|---|
| TENDOR PURPOSE | MILIMETER | 12.05.2022 |

This drawing is the property of HUP DESIGN and is to be used only for the purpose for which it was lent and must not be in any way detrimental to the interest of the company and is subject to return on demand

**SWATI Architecture landscape interior**
ARCHITECTS I PLANERS I ENGINEERING I INTERIOR DESIGN
282 , tulip , A block , Talpuri International colony , Bhilai , C.G. Email - swati.arch@outlook.com

CLIENT: CHHATTISGARH STATE MINOR FOREST PRODUSE

PROJECT: INCUBATION CENTER AT DEOBHOG GARIYABAND

TITLE: PRIMARY PROCESSING UNIT
BEAM LAYOUT

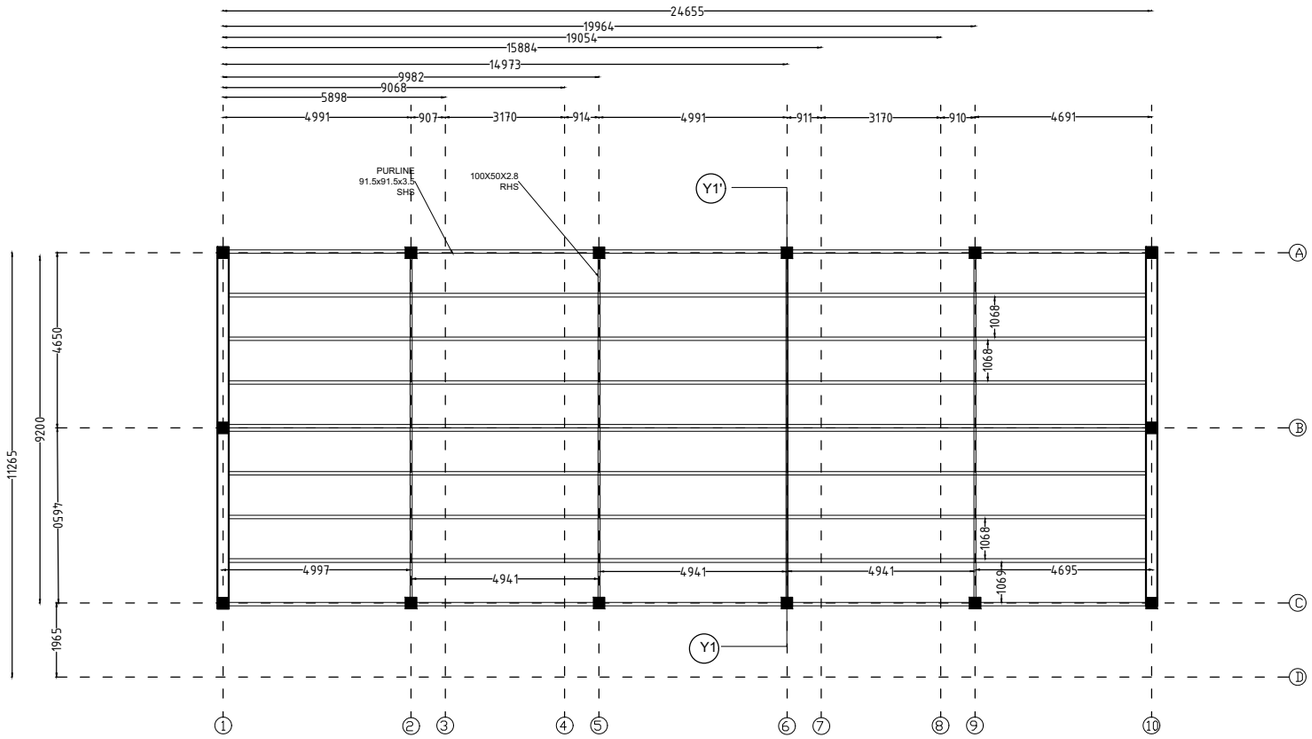


ROOF TRUSS PLAN

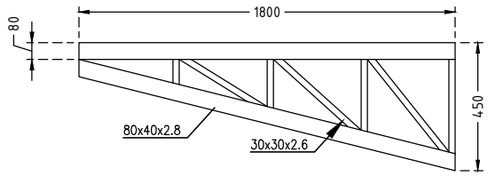


DETAIL OF CANOPY

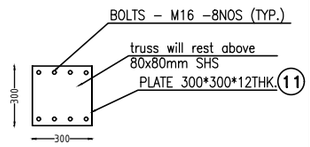


DETAIL 1

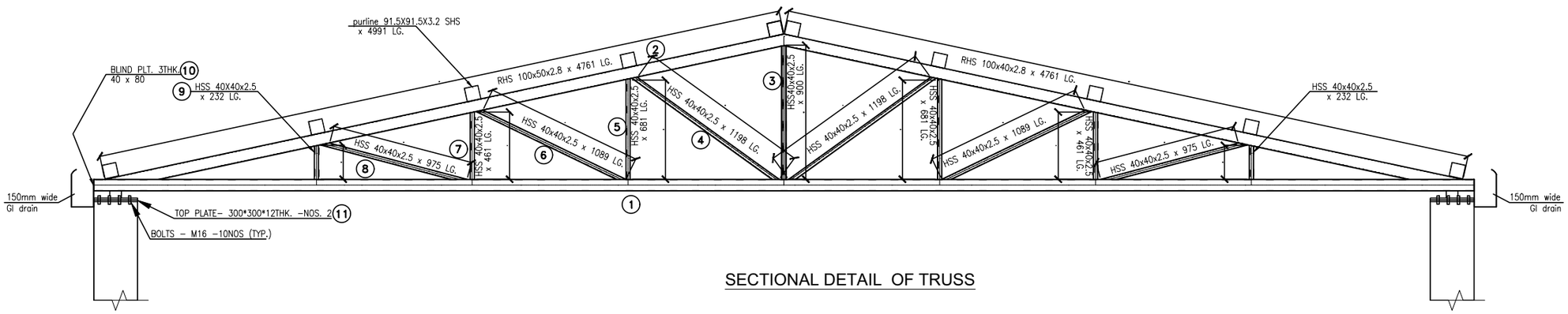


SECTIONAL DETAIL OF TRUSS

## GENERAL NOTES

NOTES–

1. USE - M 20 GRADE OF CONC. AS/IS 426-5000
2. USE - FE 500 GRADE OF REINF. BY CLIENT
3. PROVIDE CLEAR COVER TO MAIN REINF.

FOUNDATION- 50MM
COLUMN - 40MM
BEAM - 25MM
SLAB - 20MM OR DIA OF BAR, WHICHEVER IS MORE,
R.C.C. WALL - 25MM

4.TIES SHOULD BE BEND INSIDE WITH 10# LENGTH IN BEAM & COLUMN

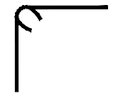

5.FOLLOW - IS-456-2000 FOR R.C.C. WORK

6.STRIPPING TIME FOR SHUTTERING / FORMWORK UNDER NORMAL CONDITION.

| TYPE OF WORK | MINIMUM PERIOD BEFORE STRIKING FORM WORK |
|---|---|
| a) VERTICAL FORMWORK TO COLUMN, WALLS, BEAM | 16-24 HOUR |
| b) SOFFITS FORMWORK TO SLABS ( PROPS TO BE REFIXED- - IMMEDIATELY AFTER REMOVAL OF FORMWORK) | 3 DAYS |
| c) SOFFIT FORMWORK TO BEAMS ( PROPS TO BE REFIXED IMMEDIATELY AFTER REMOVAL OF FORMWORK ) | 7DAYS |
| d) PROPS TO SLABS: | |
| 1) SPANNING UP TO 4.5M | 7DAYS |
| 2) SPANNING OVER 4.5M | 14 DAYS |
| e) PROPS TO BEAMS & ARCHES: | |
| 1) SPANNING UP TO 6M | 14DAYS |
| 2) SPANNING OVER 6M | 21DAYS |

7. CURING FOR R.C.C. MEMBER MINIMUM 14 DAYS CONTINOUSELY PREFERABLE - 28 DAYS.
8. START EARLY CURING TO AVOID SRINKAGE CRACKS, WHEN CONCRETE APPEARS TO HARDEN.
9) PROVIDE FOLLOWING SLUMP IN CONCRETE GEN- -ERALLY.

| | |
|---|---|
| a) SHALLOW SECTIONS, PAVMENTS, MASS CONC. LIGTH REINFORCEMENT SECTION IN SLAB, BEAM, WALL, COLUMN | 25-75 |
| b) HEAVILY REINFORCEMENT SECTION IN SLAB | 50-100 |
| c) HEAVILY REINFORCEMENT SECTION IN BEAMS, WALLS, COLUMNS SLIPFORM, OR PUMPED CONC. | 75-100 |
| d) TRENCH FILL, PILLING, PUMPED CONC. 100-150 | |

10) PROVIDE LAP/ DEVELOPEMENT LENGTH IN REINFORCEMENT BARS GRADE OF CONC.

M20- 47Ø
M25-41Ø
M30-38Ø

11) REFER RELEVANT DRG. WITH THIS DRG.
12) AVOID CORE CUTING.

| DRG NO: | SHEET NO: | REV. | SCALE: |
|---|---|---|---|
| DP0001 DRG CL 01 101 | 8 OF 9 | R0 | NTS |

| DESIGNED: | DRAWN: | CHECKED: | VERIFIED: | APPROVED: |
|---|---|---|---|---|
| UPENDRA SINGH | SIMRAN SONI | UPENDRA SINGH | ADMIN | ADMIN |

| ISSUED FOR: | UNIT: | DATE: |
|---|---|---|
| TENDOR PURPOSE | MILIMETER | 12.05.2022 |

This drawing is the property of HUP DESIGN and is to be used only for the purpose for which it was lent and must not be in any way detrimental to the interest of the company and is subject to return on demand

**SWATI Architecture landscape interior**
ARCHITECTS I PLANERS I ENGINEERING I INTERIOR DESIGN
282 , tulip , A block , Talpuri International colony , Bhilai , C.G. Email - swati.arch@outlook.com

CLIENT: CHHATTISGARH STATE MINOR FOREST PRODUSE

PROJECT: INCUBATION CENTER AT DEOBHOG GARIYABAND

TITLE: PRIMARY PROCESSING UNIT TRUSS DETAIL

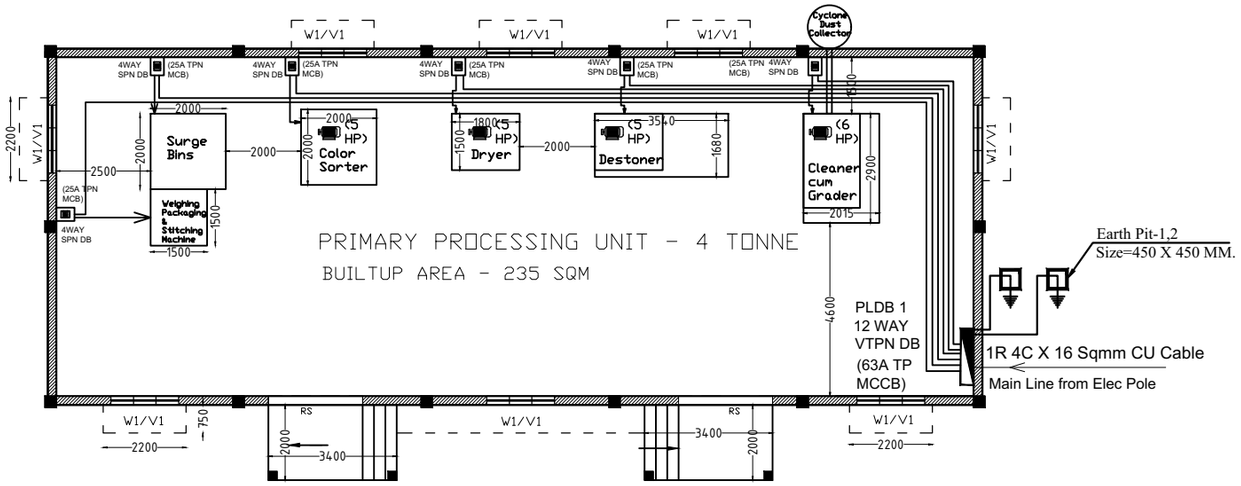


PRIMARY PROCESSING

| | | | |
|---|---|---|---|
| 01 | LED 50W | 50W FLOOD LIGHT (HIGH BAY) | 12 No. |
| 02 | BH REB | WALL LIGHT | 02 No. |
| 03 | PP-1 | 16A SWITCH SOCKET | 04 No. |
| 04 | LP-1 | 6A SWITCH SOCKET | 04 No. |
| 05 | 4WAY SPN DB | 4WAY SPN DB | 08 No. |
| 06 | | PLDB 1 12 WAY VTPN DB | 01 No. |
| 07 | | 1400 mm Ceiling Fan | 08 No. |
| 08 | Led 20w | 20w Led Tube Light | 14 No. |
| 09 | EX. FAN | 450 mm Ex Fan | 05 No. |
| 10 | LP-1 | 6A SWITCH SOCKET | 08 No. |
| 11 | SB1 | SWITCH BOARD | 08 No. |
| 12 | | 6 X 6 SQMM CU WIRE | |
| 13 | | 3 X 1.5 SQMM CU WIRE | |
| 14 | | Earth Pit-1 Size=450 X 450 MM. | 2 SET |

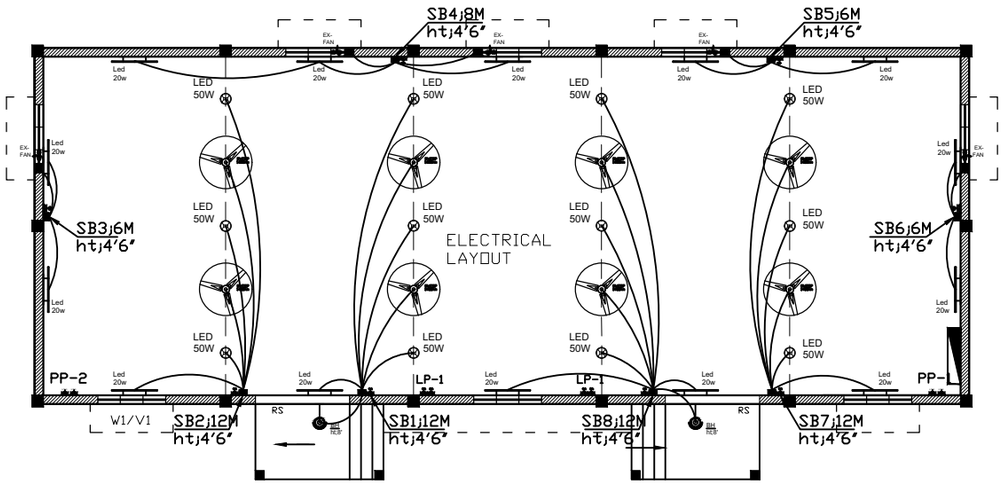


ELECTRICAL LAYOUT

| MACHINE LIST | | | |
|---|---|---|---|
| 1 - CLEANER CUM GRADER , NOS 1 | | 6 HP | 6 X 6 Sqmm CU wire |
| 2 - DESTONER ( 2 TONNER / HR ) FIVE FAN , NOS 1 | | 5 HP | 6 X 6 Sqmm CU wire |
| 3 - COLOR SHORTER , NOS 1 | | 5 HP | 6 X 6 Sqmm CU wire |
| 4 - BAGFILLING AND PACKAGING MACHINE , NOS 2 | | 2 HP | 6 X 6 Sqmm CU wire |
| 5 - ELEVATOR ( NOS4) HEIGHT MAX 20 FT , NOS 1 | | 2 HP | 6 X 6 Sqmm CU wire |
| 6 - HOLDING BIN ( CAPACITY 1 TON ) , NOS 1 | | 2 HP | 6 X 6 Sqmm CU wire |
| TOTAL LOAD | 3P MCCB 100A | (17 KW) 22 HP (40 AMP) | 1R 4C 16 Sqmm Ar. CU Cable |

| | | | | |
|---|---|---|---|---|
| DRG NO: DP0001 DRG CL 01 101 | SHEET NO: 9 OF 9 | REV. R0 | SCALE: NTS | **SWATI Architecture landscape interior** ARCHITECTS I PLANERS I ENGINEERING I INTERIOR DESIGN 282 , tulip , A block , Talpuri International colony , Bhilai , C.G. Email - swati.arch@outlook.com |
| DESIGNED: UPENDRA SINGH | DRAWN: SIMRAN SONI | CHECKED: UPENDRA SINGH | VERIFIED: ADMIN | APPROVED: ADMIN | CLIENT: CHHATTISGARH STATE MINOR FOREST PRODUSE |
| ISSUED FOR: TENDOR PURPOSE | | UNIT: MILIMETER | DATE: 12.05.2022 | PROJECT: INCUBATION CENTER AT DEOBHOG GARIYABAND |
| This drawing is the property of HUP DESIGN and is to be used only for the purpose for which it was lent and must not be in any way detrimental to the interest of the company and is subject to return on demand | | | | TITLE: PRIMARY PROCESSING UNIT ELECTRICAL LAYOUT |

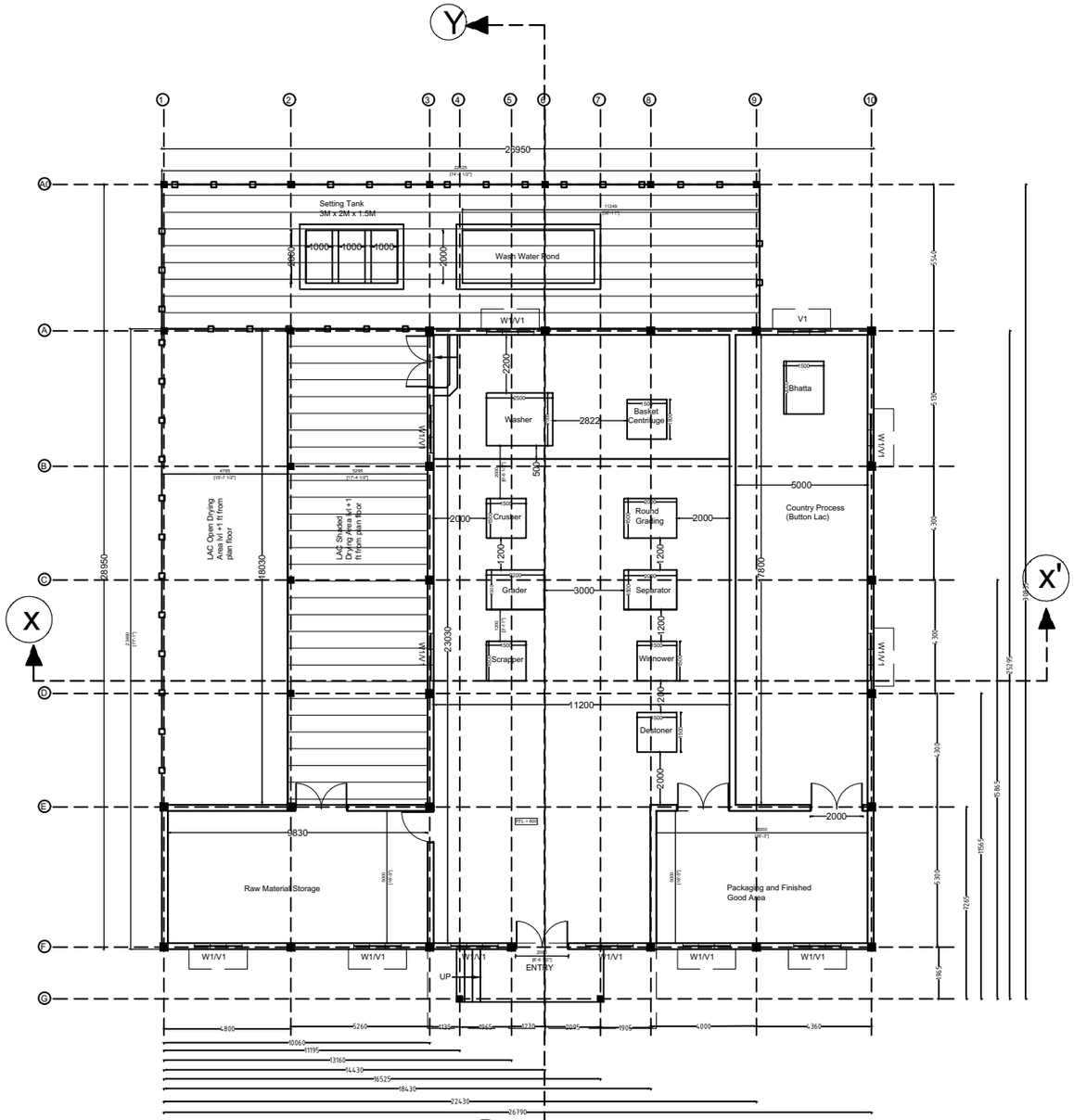


LAC PROCESSING UNIT
BUILTUP AREA - 452 SQM
OPEN DRYING AREA - 90 SQM
SHADED DRYING AREA - 90 SQM
FILTERATION TANK - 15 SQM

**LIST OF DRAWING**
**LAC PROCESSING UNIT**
**DP0001 DRG CL 01 107**
1 - PLAN LAYOUT
2 - SECTION / ELEVATION
3 - COLUMN LAYOUT
4 - FOOTING LAYOUT
5 - GROUND BEAM LAYOUT
6 - BEAM LAYOUT ( 2.5 M ABOVE )
7 - BEAM LAYOUT ( 4.5 M ABOVE )
8 - TRUSS DETAIL
9 - ELECTRICAL LAYOUT

OPENING SCHEDULE

| NAME | SAYMBOL |
|---|---|
| WINDOW | - W1 |
| VENTILATOR | - V1 |
| ROLLING SHUTTER | - R1 |
| DOOR | - D1 |

| SN | SAYMBOL | NOS | SIZE |
|---|---|---|---|
| 01 | W1 | 10 | 1.8M X 1.5M |
| 02 | V1 | 10 | 1.8 M X 1 M |
| 03 | D1 | 01 | 1 M X 2.1M |
| 04 | D2 | 05 | 2M X 2.1 M |

| DRG NO: | SHEET NO: | REV. | SCALE: |
|---|---|---|---|
| DP0001 DRG CL 01 107 | 1 OF 9 | R0 | NTS |

| DESIGNED: | DRAWN: | CHECKED: | VERIFIED: | APPROVED: |
|---|---|---|---|---|
| UPENDRA SINGH | SIMRAN SONI | UPENDRA SINGH | ADMIN | ADMIN |

| ISSUED FOR: | UNIT: | DATE: |
|---|---|---|
| TENDOR PURPOSE | MILIMETER | 12.05.2022 |

This drawing is the property of HUP DESIGN and is to be used only for the purpose for which it was lent and must not be in any way detrimental to the interest of the company and is subject to return on demand

**SWATI Architecture landscape interior**
ARCHITECTS I PLANERS I ENGINEERING I INTERIOR DESIGN
282 , tulip , A block , Talpuri International colony , Bhilai , C.G. Email - swati.arch@outlook.com

CLIENT: CHHATTISGARH STATE MINOR FOREST PRODUSE

PROJECT: INCUBATION CENTER AT DEOBHOG GARIYABAND

TITLE: LAC PROCESSING UNIT
BEAM LAYOUT

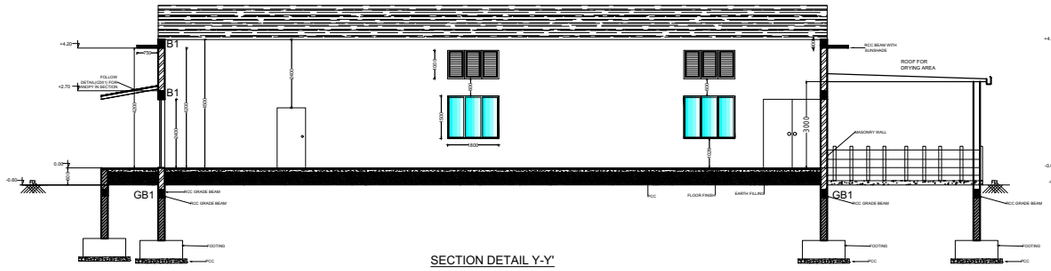


SECTION DETAIL Y-Y'

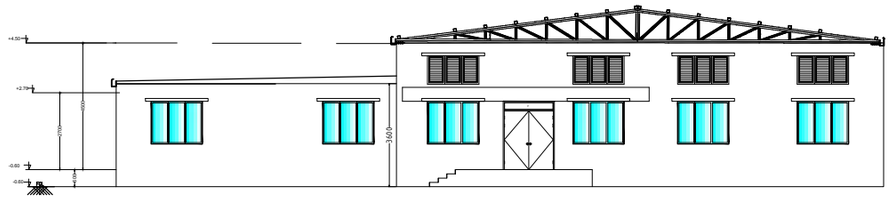


FRONT ELEVATION

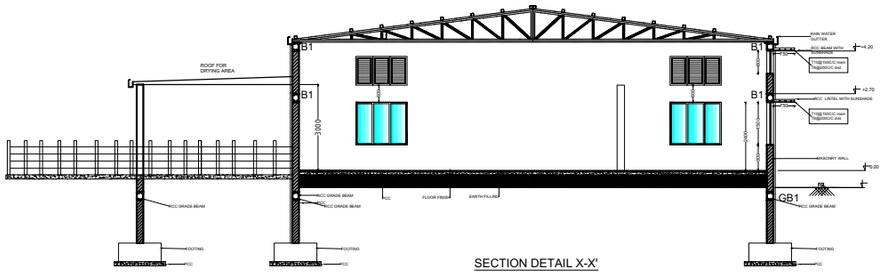


SECTION DETAIL X-X'

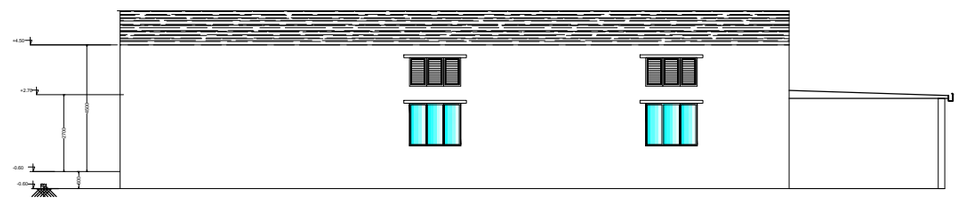


SIDE ELEVATION

| | | | | | |
|---|---|---|---|---|---|
| DRG NO: DP0001 DRG CL 01 107 | | SHEET NO: 2 OF 9 | REV. R0 | SCALE: NTS | **SWATI Architecture landscape interior**<br>ARCHITECTS I PLANERS I ENGINEERING I INTERIOR DESIGN<br>282 , tulip , A block , Talpuri International colony , Bhilai , C.G. Email - swati.arch@outlook.com |
| DESIGNED: UPENDRA SINGH | DRAWN: SIMRAN SONI | CHECKED: UPENDRA SINGH | VERIFIED: ADMIN | APPROVED: ADMIN | CLIENT: CHHATTISGARH STATE MINOR FOREST PRODUSE |
| ISSUED FOR: TENDOR PURPOSE | | | UNIT: MILIMETER | DATE: 12.05.2022 | PROJECT: INCUBATION CENTER AT DEOBHOG GARIYABAND |
| This drawing is the property of HUP DESIGN and is to be used only for the purpose for which it was lent and must not be in any way detrimental to the interest of the company and is subject to return on demand | | | | | TITLE: SECTION / ELEVATION<br>BEAM LAYOUT |




COLUMN LAYOUT

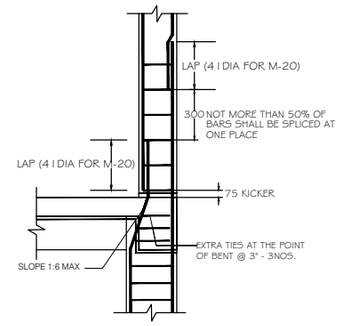


COLUMN DETAIL

TYPICAL COLUMN DETAIL'S

| COLUMN NAME | Pile/col detail | STIRRUPS | REMARKS |
|---|---|---|---|
| C1 | 300 / 300<br>8-T12<br>T8@ 200 c/c<br>2-Tie | | FOUNDATION TO TERRACE |
| C2 | 230 / 230<br>4-T12<br>T8@ 200 c/c<br>1-Tie | | TERMINATE AT GROUND LVL |

## GENERAL NOTES

NOTES-

1. USE - M 20 GRADE OF CONC. AS/IS 426-5000
2. USE - FE 500 GRADE OF REINF. BY CLIENT
3. PROVIDE CLEAR COVER TO MAIN REINF.

FOUNDATION- 50MM
COLUMN - 40MM
BEAM - 25MM
SLAB - 20MM OR DIA OF BAR, WHICHEVER IS MORE,
R.C.C. WALL - 25MM

4.TIES SHOULD BE BEND INSIDE WITH 10# LENGTH IN BEAM & COLUMN

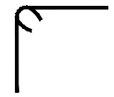

5.FOLLOW - IS-456-2000 FOR R.C.C. WORK

6.STRIPPING TIME FOR SHUTTERING / FORMWORK UNDER NORMAL CONDITION.

| TYPE OF WORK | MINIMUM PERIOD BEFORE STRIKING FORM WORK |
|---|---|
| a) VERTICAL FORMWORK TO COLUMN, WALLS, BEAM | 16-24 HOUR |
| b) SOFFITS FORMWORK TO SLABS ( PROPS TO BE REFIXED- - IMMEDIATELY AFTER REMOVAL OF FORMWORK) | 3 DAYS |
| c) SOFFIT FORMWORK TO BEAMS ( PROPS TO BE REFIXED IMMEDIATELY AFTER REMOVAL OF FORMWORK ) | 7DAYS |
| d) PROPS TO SLABS: | |
| 1) SPANNING UP TO 4.5M | 7DAYS |
| 2) SPANNING OVER 4.5M | 14 DAYS |
| e) PROPS TO BEAMS & ARCHES: | |
| 1) SPANNING UP TO 6M | 14DAYS |
| 2) SPANNING OVER 6M | 21DAYS |

7. CURING FOR R.C.C. MEMBER MINIMUM 14 DAYS CONTINOUSELY PREFERABLE - 28 DAYS.
8. START EARLY CURING TO AVOID SRINKAGE CRACKS, WHEN CONCRETE APPEARS TO HARDEN.
9) PROVIDE FOLLOWING SLUMP IN CONCRETE GEN- -ERALLY.

| | |
|---|---|
| a) SHALLOW SECTIONS, PAVMENTS, MASS CONC. LIGTH REINFORCEMENT SECTION IN SLAB, BEAM, WALL, COLUMN | 25-75 |
| b) HEAVILY REINFORCEMENT SECTION IN SLAB | 50-100 |
| c) HEAVILY REINFORCEMENT SECTION IN BEAMS, WALLS, COLUMNS SLIPFORM, OR PUMPED CONC. | 75-100 |
| d) TRENCH FILL, PILLING, PUMPED CONC. | 100-150 |

10) PROVIDE LAP/ DEVELOPEMENT LENGTH IN REINFORCEMENT BARS GRADE OF CONC.

M20- 47Ø
M25-41Ø
M30-38Ø

11) REFER RELEVANT DRG. WITH THIS DRG.
12) AVOID CORE CUTING.

| DRG NO: | SHEET NO: | REV. | SCALE: |
|---|---|---|---|
| DP0001 DRG CL 01 107 | 3 OF 9 | R0 | NTS |

| DESIGNED: | DRAWN: | CHECKED: | VERIFIED: | APPROVED: |
|---|---|---|---|---|
| UPENDRA SINGH | SIMRAN SONI | UPENDRA SINGH | ADMIN | ADMIN |

| ISSUED FOR: | UNIT: | DATE: |
|---|---|---|
| TENDOR PURPOSE | MILIMETER | 12.05.2022 |

This drawing is the property of HUP DESIGN and is to be used only for the purpose for which it was lent and must not be in any way detrimental to the interest of the company and is subject to return on demand

**SWATI Architecture landscape interior**
ARCHITECTS I PLANERS I ENGINEERING I INTERIOR DESIGN
282 , tulip , A block , Talpuri International colony , Bhilai , C.G. Email - swati.arch@outlook.com

CLIENT: CHHATTISGARH STATE MINOR FOREST PRODUSE

PROJECT: INCUBATION CENTER AT DEOBHOG GARIYABAND

TITLE: LAC PROCESSING UNIT
COLUMN LAYOUT

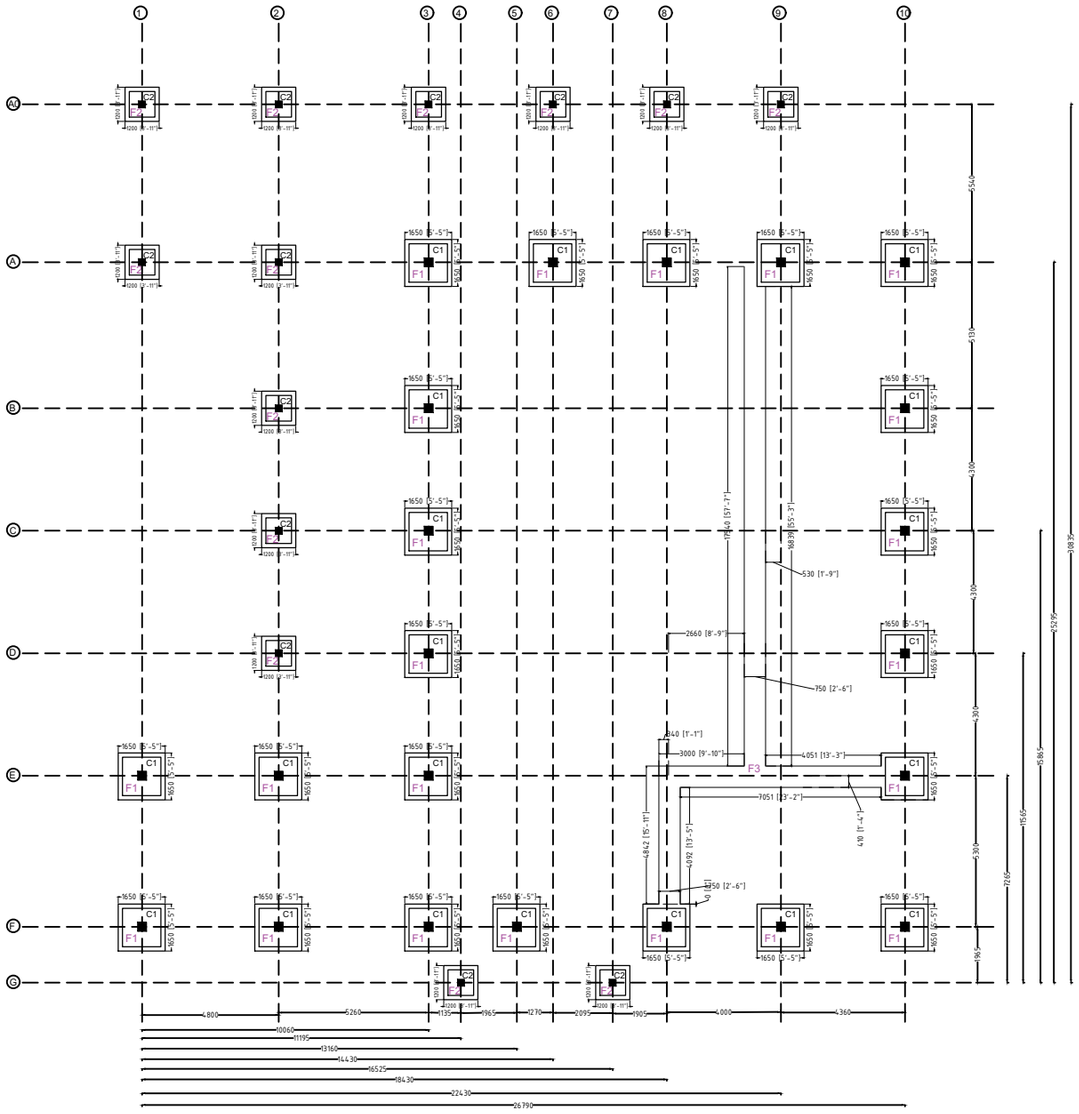

FOOTING LAYOUT

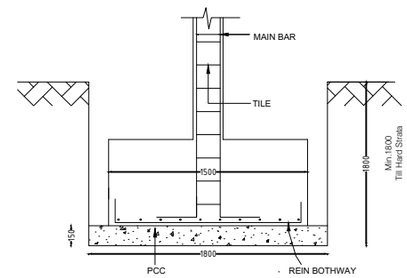


TYPICAL FOOTING SECTION (1-1')

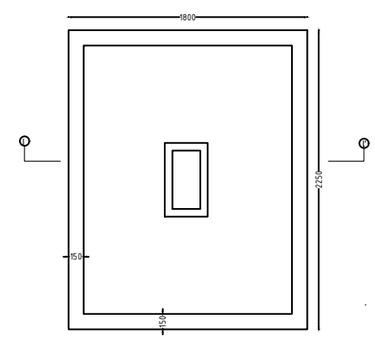


TYPICAL FOOTING PLAN

FOOTING SCHEDULE

| FE500 AND M20 | | | | | | | |
|---|---|---|---|---|---|---|---|
| Footing | Column | PCC Size | Footing Size | Total | Steel | Steel | Remarks |
| | Nos | X - Y mm | X - Y mm | Depth mm | \|\| to X mm | \|\| to Y mm | |
| F1 | C1 | 1650 X 1650 | 1350 X 1350 | 400 | T10@ 175C/C | T10@ 175 C/C | Bottom bars only |
| F2 | C2 | 1200 X 1200 | 900 X 900 | 230 | T8@200C/C | T8@ 200 C/C | Bottom bars only |

GENERAL NOTES

NOTES-

1. USE - M 20 GRADE OF CONC. AS/IS 426-5000
2. USE - FE 500 GRADE OF REINF. BY CLIENT
3. PROVIDE CLEAR COVER TO MAIN REINF.

FOUNDATION- 50MM
COLUMN - 40MM
BEAM - 25MM
SLAB - 20MM OR DIA OF BAR, WHICHEVER IS MORE,
R.C.C. WALL - 25MM

4.TIES SHOULD BE BEND INSIDE WITH 10# LENGTH IN BEAM & COLUMN

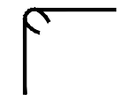

5.FOLLOW - IS-456-2000 FOR R.C.C. WORK

6.STRIPPING TIME FOR SHUTTERING / FORMWORK UNDER NORMAL CONDITION.

| TYPE OF WORK | MINIMUM PERIOD BEFORE STRIKING FORM WORK |
|---|---|
| a) VERTICAL FORMWORK TO COLUMN, WALLS, BEAM | 16-24 HOUR |
| b) SOFFITS FORMWORK TO SLABS ( PROPS TO BE REFIXED- - IMMEDIATELY AFTER REMOVAL OF FORMWORK) | 3 DAYS |
| c) SOFFIT FORMWORK TO BEAMS ( PROPS TO BE REFIXED IMMEDIATELY AFTER REMOVAL OF FORMWORK ) | 7DAYS |
| d) PROPS TO SLABS: | |
| 1) SPANNING UP TO 4.5M | 7DAYS |
| 2) SPANNING OVER 4.5M | 14 DAYS |
| e) PROPS TO BEAMS & ARCHES: | |
| 1) SPANNING UP TO 6M | 14DAYS |
| 2) SPANNING OVER 6M | 21DAYS |

7. CURING FOR R.C.C. MEMBER MINIMUM 14 DAYS CONTINOUSELY PREFERABLE - 28 DAYS.
8. START EARLY CURING TO AVOID SRINKAGE CRACKS, WHEN CONCRETE APPEARS TO HARDEN.
9) PROVIDE FOLLOWING SLUMP IN CONCRETE GEN- -ERALLY.

| | |
|---|---|
| a) SHALLOW SECTIONS, PAVMENTS, MASS CONC. LIGTH REINFORCEMENT SECTION IN SLAB, BEAM, WALL, COLUMN | 25-75 |
| b) HEAVILY REINFORCEMENT SECTION IN SLAB | 50-100 |
| c) HEAVILY REINFORCEMENT SECTION IN BEAMS, WALLS, COLUMNS SLIPFORM, OR PUMPED CONC. | 75-100 |
| d) TRENCH FILL, PILLING, PUMPED CONC. | 100-150 |

10) PROVIDE LAP/ DEVELOPEMENT LENGTH IN REINFORCEMENT BARS GRADE OF CONC.

M20- 47Ø
M25-41Ø
M30-38Ø

11) REFER RELEVANT DRG. WITH THIS DRG.
12) AVOID CORE CUTING.

| DRG NO: | SHEET NO: | REV. | SCALE: |
|---|---|---|---|
| DP0001 DRG CL 01 107 | 4 OF 9 | R0 | NTS |

| DESIGNED: | DRAWN: | CHECKED: | VERIFIED: | APPROVED: |
|---|---|---|---|---|
| UPENDRA SINGH | SIMRAN SONI | UPENDRA SINGH | ADMIN | ADMIN |

| ISSUED FOR: | UNIT: | DATE: |
|---|---|---|
| TENDOR PURPOSE | MILIMETER | 12.05.2022 |

This drawing is the property of HUP DESIGN and is to be used only for the purpose for which it was lent and must not be in any way detrimental to the interest of the company and is subject to return on demand

**SWATI Architecture landscape interior**
ARCHITECTS I PLANERS I ENGINEERING I INTERIOR DESIGN
282 , tulip , A block , Talpuri International colony , Bhilai , C.G. Email - swati.arch@outlook.com

CLIENT: CHHATTISGARH STATE MINOR FOREST PRODUSE

PROJECT: INCUBATION CENTER AT DEOBHOG GARIYABAND

TITLE: LAC PROCESSING UNIT
FOOTING LAYOUT

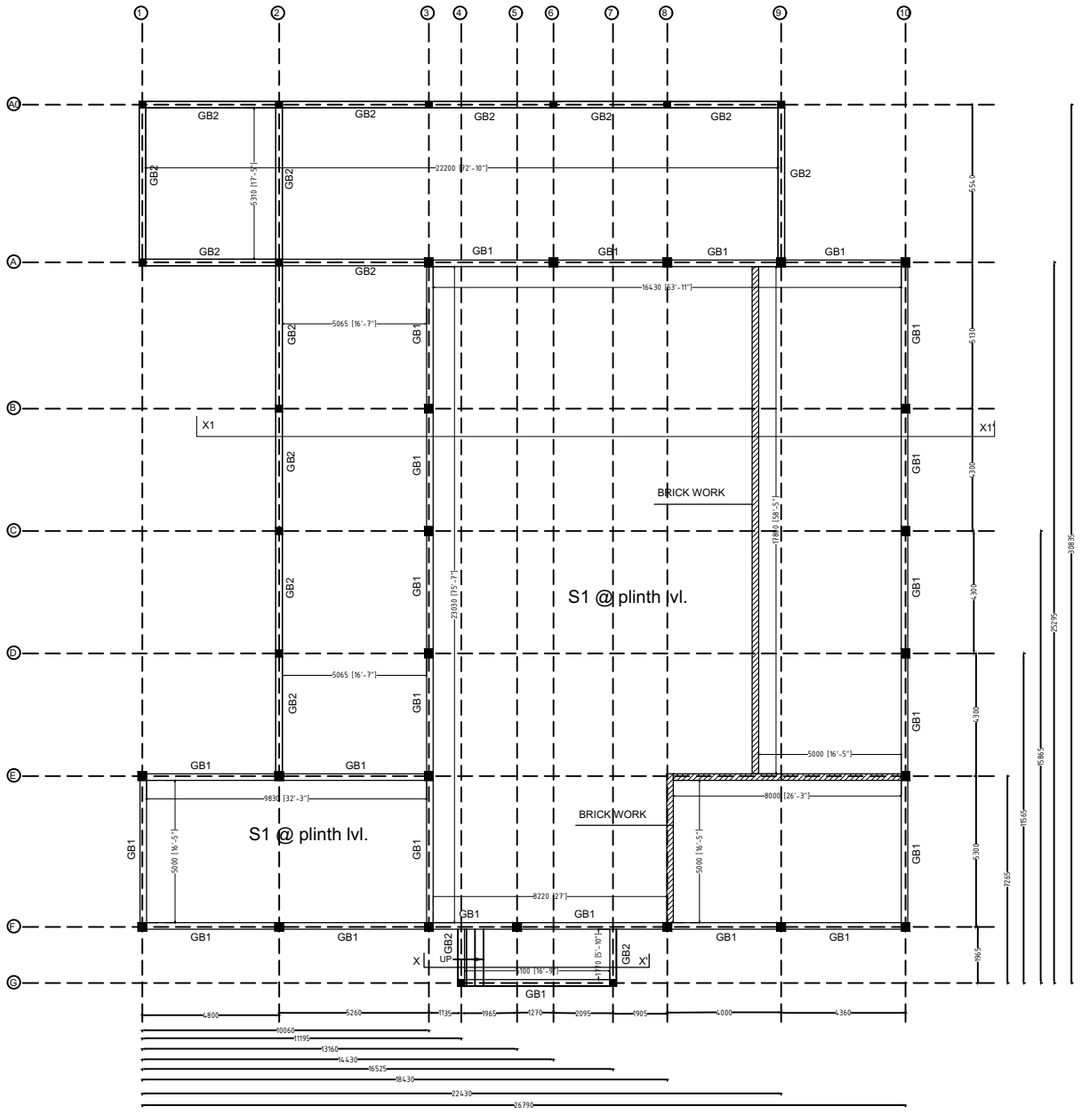


GROUND BEAM PLAN

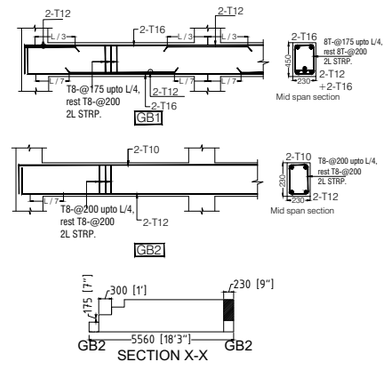


GROUND BEAM SECTIONAL DETAIL

BEAM SCHEDULE FOR GROUND/ PLINTH LVL.

| | | | | | | | | | | |
|---|---|---|---|---|---|---|---|---|---|---|
| GB1 | 230X375 | 2-T16 | 2-T12 | 2-T16 | 2-T12 | 2-T12 | T8 @200C/C | T8 @175C/C | T8 @175C/C | SLAB THK. INCLUDED |
| GB2 | 230X230 | 2-T12 | - | 2-T10 | - | - | T8 @200C/C | T8 @200C/C | T8 @200C/C | SLAB THK. INCLUDED |

SLAB SCHEDULE FOR GROUND FLOOR LVL.

| SLAB NAME | THICKNESS (mm) | | | remarks |
|---|---|---|---|---|
| | | Main Steel | Other Steel | |
| S1 | 150 (MESH) | T8 @ 200 c/c | T8 @ 200 c/c | All straight |

GENERAL NOTES

NOTES-

1. USE - M 20 GRADE OF CONC. AS/IS 426-5000
2. USE - FE 500 GRADE OF REINF. BY CLIENT
3. PROVIDE CLEAR COVER TO MAIN REINF.

FOUNDATION- 50MM
COLUMN - 40MM
BEAM - 25MM
SLAB - 20MM OR DIA OF BAR, WHICHEVER IS MORE,
R.C.C. WALL - 25MM

4.TIES SHOULD BE BEND INSIDE WITH 10# LENGTH IN BEAM & COLUMN

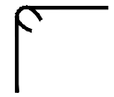

5.FOLLOW - IS-456-2000 FOR R.C.C. WORK

6.STRIPPING TIME FOR SHUTTERING / FORMWORK UNDER NORMAL CONDITION.

| TYPE OF WORK | MINIMUM PERIOD BEFORE STRIKING FORM WORK |
|---|---|
| a) VERTICAL FORMWORK TO COLUMN, WALLS, BEAM | 16-24 HOUR |
| b) SOFFITS FORMWORK TO SLABS ( PROPS TO BE REFIXED- - IMMEDIATELY AFTER REMOVAL OF FORMWORK) | 3 DAYS |
| c) SOFFIT FORMWORK TO BEAMS ( PROPS TO BE REFIXED IMMEDIATELY AFTER REMOVAL OF FORMWORK ) | 7DAYS |
| d) PROPS TO SLABS: | |
| 1) SPANNING UP TO 4.5M | 7DAYS |
| 2) SPANNING OVER 4.5M | 14 DAYS |
| e) PROPS TO BEAMS & ARCHES: | |
| 1) SPANNING UP TO 6M | 14DAYS |
| 2) SPANNING OVER 6M | 21DAYS |

7. CURING FOR R.C.C. MEMBER MINIMUM 14 DAYS CONTINOUSELY PREFERABLE - 28 DAYS.
8. START EARLY CURING TO AVOID SRINKAGE CRACKS, WHEN CONCRETE APPEARS TO HARDEN.
9) PROVIDE FOLLOWING SLUMP IN CONCRETE GEN- -ERALLY.

| | |
|---|---|
| a) SHALLOW SECTIONS, PAVMENTS, MASS CONC. LIGTH REINFORCEMENT SECTION IN SLAB, BEAM, WALL, COLUMN | 25-75 |
| b) HEAVILY REINFORCEMENT SECTION IN SLAB | 50-100 |
| c) HEAVILY REINFORCEMENT SECTION IN BEAMS, WALLS, COLUMNS SLIPFORM, OR PUMPED CONC. | 75-100 |
| d) TRENCH FILL, PILLING, PUMPED CONC. | 100-150 |

10) PROVIDE LAP/ DEVELOPEMENT LENGTH IN REINFORCEMENT BARS GRADE OF CONC.
M20- 47Ø
M25-41Ø
M30-38Ø

11) REFER RELEVANT DRG. WITH THIS DRG.
12) AVOID CORE CUTING.

| DRG NO: | SHEET NO: | REV. | SCALE: |
|---|---|---|---|
| DP0001 DRG CL 01 107 | 5 OF 9 | R0 | NTS |

| DESIGNED: | DRAWN: | CHECKED: | VERIFIED: | APPROVED: |
|---|---|---|---|---|
| UPENDRA SINGH | SIMRAN SONI | UPENDRA SINGH | ADMIN | ADMIN |

| ISSUED FOR: | UNIT: | DATE: |
|---|---|---|
| TENDOR PURPOSE | MILIMETER | 12.05.2022 |

This drawing is the property of HUP DESIGN and is to be used only for the purpose for which it was lent and must not be in any way detrimental to the interest of the company and is subject to return on demand

**SWATI Architecture landscape interior**
ARCHITECTS I PLANERS I ENGINEERING I INTERIOR DESIGN
282 , tulip , A block , Talpuri International colony , Bhilai , C.G. Email - swati.arch@outlook.com

CLIENT: CHHATTISGARH STATE MINOR FOREST PRODUSE

PROJECT: INCUBATION CENTER AT DEOBHOG GARIYABAND

TITLE: LAC PROCESSING UNIT
BEAM LAYOUT

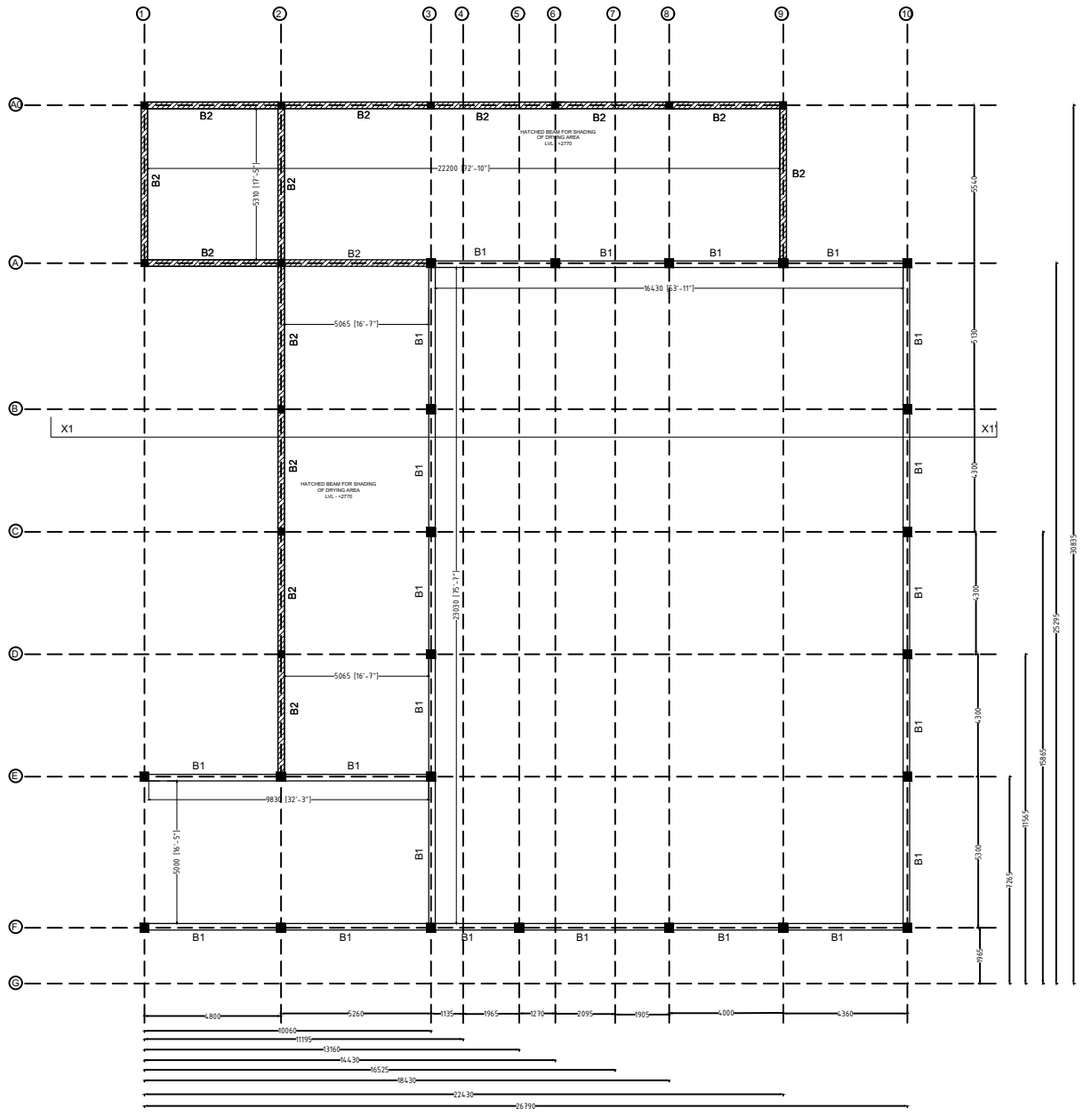


BEAM PLAN(2.4 m ABOVE PLINTH LVL)

BEAM SCHEDULE FOR 2.4m LVL. ABOVE PLINTH

| | | | | | | | | | | |
|---|---|---|---|---|---|---|---|---|---|---|
| B1 | 230X300 | 2-T12 | 2-T12 | 2-T12 | 2-T12 | 2-T12 | T8 @200C/C | T8 @175C/C | T8 @175C/C | SLAB THK. INCLUDED |

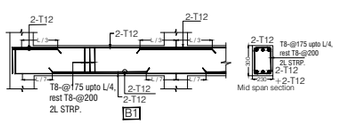


GENERAL NOTES

NOTES-

1. USE - M 20 GRADE OF CONC. AS/IS 426-5000
2. USE - FE 500 GRADE OF REINF. BY CLIENT
3. PROVIDE CLEAR COVER TO MAIN REINF.

FOUNDATION- 50MM
COLUMN - 40MM
BEAM - 25MM
SLAB - 20MM OR DIA OF BAR, WHICHEVER IS MORE,
R.C.C. WALL - 25MM

4.TIES SHOULD BE BEND INSIDE WITH 10# LENGTH IN BEAM & COLUMN

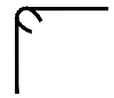

5.FOLLOW - IS-456-2000 FOR R.C.C. WORK

6.STRIPPING TIME FOR SHUTTERING / FORMWORK UNDER NORMAL CONDITION.

| TYPE OF WORK | MINIMUM PERIOD BEFORE STRIKING FORM WORK |
|---|---|
| a) VERTICAL FORMWORK TO COLUMN, WALLS, BEAM | 16-24 HOUR |
| b) SOFFITS FORMWORK TO SLABS ( PROPS TO BE REFIXED- - IMMEDIATELY AFTER REMOVAL OF FORMWORK) | 3 DAYS |
| c) SOFFIT FORMWORK TO BEAMS ( PROPS TO BE REFIXED IMMEDIATELY AFTER REMOVAL OF FORMWORK ) | 7DAYS |
| d) PROPS TO SLABS: | |
| 1) SPANNING UP TO 4.5M | 7DAYS |
| 2) SPANNING OVER 4.5M | 14 DAYS |
| e) PROPS TO BEAMS & ARCHES: | |
| 1) SPANNING UP TO 6M | 14DAYS |
| 2) SPANNING OVER 6M | 21DAYS |

7. CURING FOR R.C.C. MEMBER MINIMUM 14 DAYS CONTINOUSELY PREFERABLE - 28 DAYS.
8. START EARLY CURING TO AVOID SRINKAGE CRACKS, WHEN CONCRETE APPEARS TO HARDEN.
9) PROVIDE FOLLOWING SLUMP IN CONCRETE GEN- -ERALLY.

| | |
|---|---|
| a) SHALLOW SECTIONS, PAVMENTS, MASS CONC. LIGTH REINFORCEMENT SECTION IN SLAB, BEAM, WALL, COLUMN | 25-75 |
| b) HEAVILY REINFORCEMENT SECTION IN SLAB | 50-100 |
| c) HEAVILY REINFORCEMENT SECTION IN BEAMS, WALLS, COLUMNS SLIPFORM, OR PUMPED CONC. | 75-100 |
| d) TRENCH FILL, PILLING, PUMPED CONC. | 100-150 |

10) PROVIDE LAP/ DEVELOPEMENT LENGTH IN REINFORCEMENT BARS GRADE OF CONC.

M20- 47Ø
M25-41Ø
M30-38Ø

11) REFER RELEVANT DRG. WITH THIS DRG.
12) AVOID CORE CUTING.

| DRG NO: | SHEET NO: | REV. | SCALE: |
|---|---|---|---|
| DP0001 DRG CL 01 107 | 6 OF 9 | R0 | NTS |

| DESIGNED: | DRAWN: | CHECKED: | VERIFIED: | APPROVED: |
|---|---|---|---|---|
| UPENDRA SINGH | SIMRAN SONI | UPENDRA SINGH | ADMIN | ADMIN |

| ISSUED FOR: | UNIT: | DATE: |
|---|---|---|
| TENDOR PURPOSE | MILIMETER | 12.05.2022 |

This drawing is the property of HUP DESIGN and is to be used only for the purpose for which it was lent and must not be in any way detrimental to the interest of the company and is subject to return on demand

**SWATI Architecture landscape interior**
ARCHITECTS I PLANERS I ENGINEERING I INTERIOR DESIGN
282 , tulip , A block , Talpuri International colony , Bhilai , C.G. Email - swati.arch@outlook.com

CLIENT: CHHATTISGARH STATE MINOR FOREST PRODUSE

PROJECT: INCUBATION CENTER AT DEOBHOG GARIYABAND

TITLE: LAC PROCESSING UNIT
BEAM LAYOUT




BEAM PLAN (4.5 ABOVE PLINTH LVL)

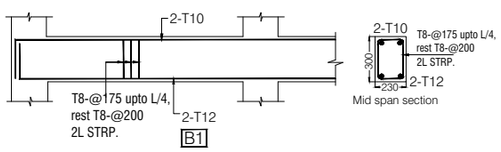


BEAM SCHEDULE FOR 4.5m LVL. ABOVE PLINTH

| | | | | | | | | | | |
|---|---|---|---|---|---|---|---|---|---|---|
| B1 | 230X300 | 2-T12 | - | 2-T10 | - | - | T8 @200C/C | T8 @175C/C | T8 @175C/C | SLAB THK. INCLUDED |

## GENERAL NOTES

NOTES-

1. USE - M 20 GRADE OF CONC. AS/IS 426-5000
2. USE - FE 500 GRADE OF REINF. BY CLIENT
3. PROVIDE CLEAR COVER TO MAIN REINF.

FOUNDATION- 50MM
COLUMN - 40MM
BEAM - 25MM
SLAB - 20MM OR DIA OF BAR, WHICHEVER IS MORE,
R.C.C. WALL - 25MM

4.TIES SHOULD BE BEND INSIDE WITH 10# LENGTH IN BEAM & COLUMN

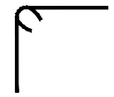

5.FOLLOW - IS-456-2000 FOR R.C.C. WORK

6.STRIPPING TIME FOR SHUTTERING / FORMWORK UNDER NORMAL CONDITION.

| TYPE OF WORK | MINIMUM PERIOD BEFORE STRIKING FORM WORK |
|---|---|
| a) VERTICAL FORMWORK TO COLUMN, WALLS, BEAM | 16-24 HOUR |
| b) SOFFITS FORMWORK TO SLABS ( PROPS TO BE REFIXED- - IMMEDIATELY AFTER REMOVAL OF FORMWORK) | 3 DAYS |
| c) SOFFIT FORMWORK TO BEAMS ( PROPS TO BE REFIXED IMMEDIATELY AFTER REMOVAL OF FORMWORK ) | 7DAYS |
| d) PROPS TO SLABS: | |
| 1) SPANNING UP TO 4.5M | 7DAYS |
| 2) SPANNING OVER 4.5M | 14 DAYS |
| e) PROPS TO BEAMS & ARCHES: | |
| 1) SPANNING UP TO 6M | 14DAYS |
| 2) SPANNING OVER 6M | 21DAYS |

7. CURING FOR R.C.C. MEMBER MINIMUM 14 DAYS CONTINOUSELY PREFERABLE - 28 DAYS.
8. START EARLY CURING TO AVOID SRINKAGE CRACKS, WHEN CONCRETE APPEARS TO HARDEN.
9) PROVIDE FOLLOWING SLUMP IN CONCRETE GEN- -ERALLY.

| | |
|---|---|
| a) SHALLOW SECTIONS, PAVMENTS, MASS CONC. LIGTH REINFORCEMENT SECTION IN SLAB, BEAM, WALL, COLUMN | 25-75 |
| b) HEAVILY REINFORCEMENT SECTION IN SLAB | 50-100 |
| c) HEAVILY REINFORCEMENT SECTION IN BEAMS, WALLS, COLUMNS SLIPFORM, OR PUMPED CONC. | 75-100 |
| d) TRENCH FILL, PILLING, PUMPED CONC. | 100-150 |

10) PROVIDE LAP/ DEVELOPEMENT LENGTH IN REINFORCEMENT BARS GRADE OF CONC.

M20- 47Ø
M25-41Ø
M30-38Ø

11) REFER RELEVANT DRG. WITH THIS DRG.
12) AVOID CORE CUTING.

| DRG NO: | SHEET NO: | REV. | SCALE: |
|---|---|---|---|
| DP0001 DRG CL 01 107 | 7 OF 9 | R0 | NTS |

| DESIGNED: | DRAWN: | CHECKED: | VERIFIED: | APPROVED: |
|---|---|---|---|---|
| UPENDRA SINGH | SIMRAN SONI | UPENDRA SINGH | ADMIN | ADMIN |

| ISSUED FOR: | UNIT: | DATE: |
|---|---|---|
| TENDOR PURPOSE | MILIMETER | 12.05.2022 |

This drawing is the property of HUP DESIGN and is to be used only for the purpose for which it was lent and must not be in any way detrimental to the interest of the company and is subject to return on demand

**SWATI Architecture landscape interior**
ARCHITECTS I PLANERS I ENGINEERING I INTERIOR DESIGN
282 , tulip , A block , Talpuri International colony , Bhilai , C.G. Email - swati.arch@outlook.com

CLIENT: CHHATTISGARH STATE MINOR FOREST PRODUSE

PROJECT: INCUBATION CENTER AT DEOBHOG GARIYABAND

TITLE: LAC PROCESSING UNIT
BEAM LAYOUT

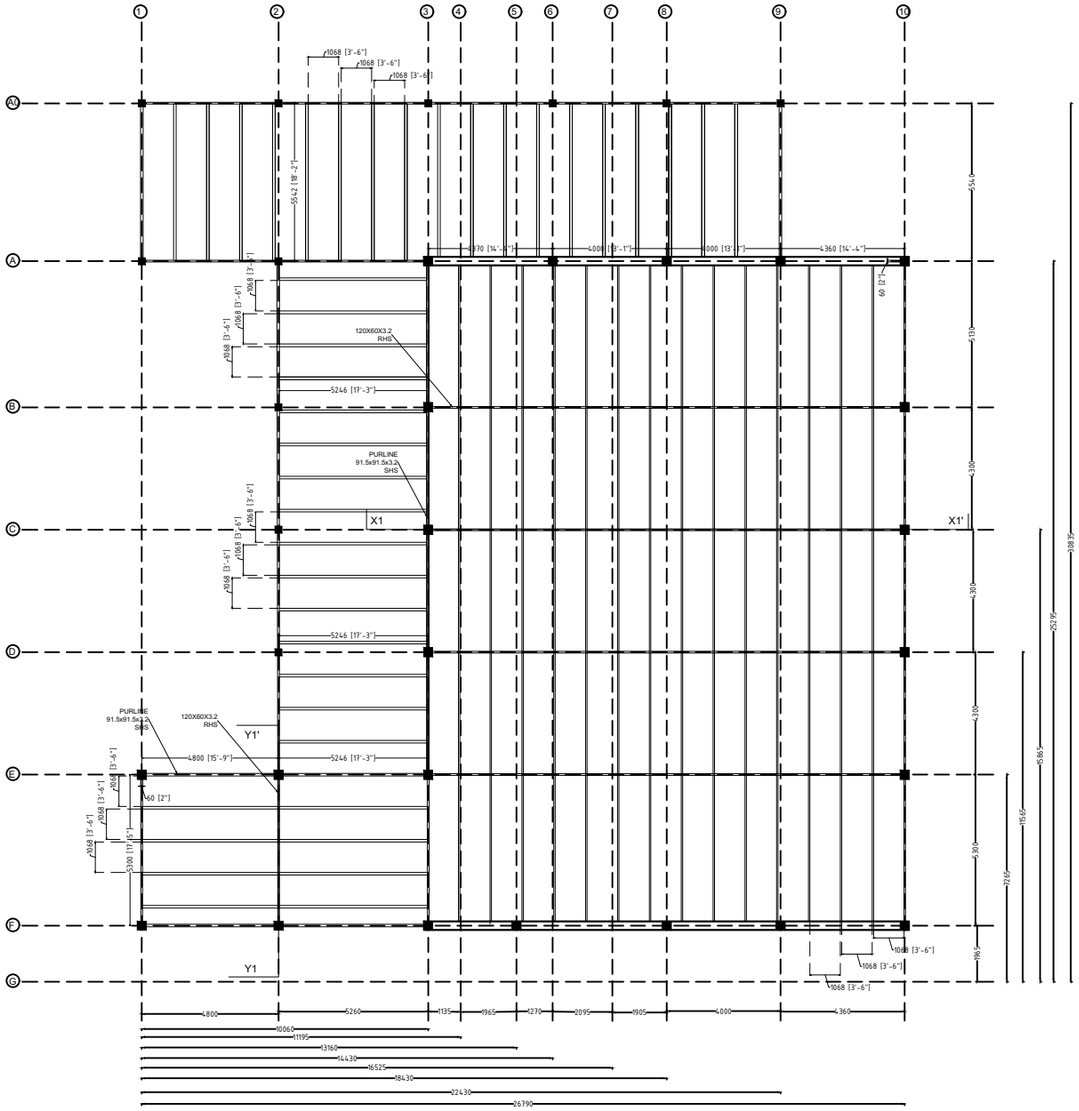


PURLIN PLAN OF ROOF LVL.

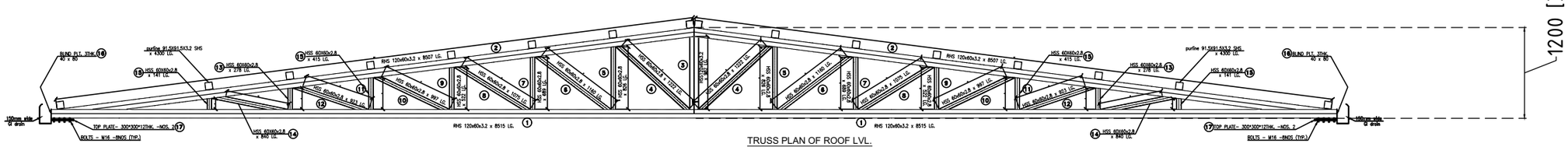


TRUSS PLAN OF ROOF LVL.

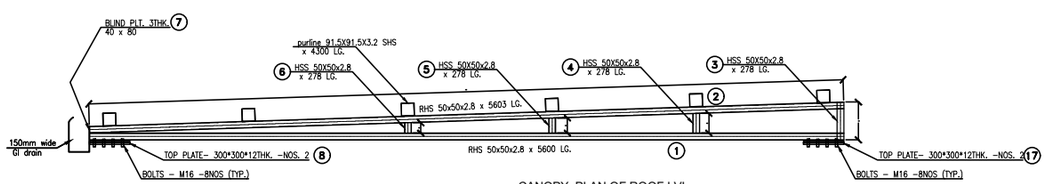


CANOPY PLAN OF ROOF LVL.

## GENERAL NOTES

NOTES-

1. USE - M 20 GRADE OF CONC. AS/IS 426-5000
2. USE - FE 500 GRADE OF REINF. BY CLIENT
3. PROVIDE CLEAR COVER TO MAIN REINF.

FOUNDATION- 50MM
COLUMN - 40MM
BEAM - 25MM
SLAB - 20MM OR DIA OF BAR, WHICHEVER IS MORE,
R.C.C. WALL - 25MM

4.TIES SHOULD BE BEND INSIDE WITH 10# LENGTH IN BEAM & COLUMN

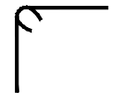

5.FOLLOW - IS-456-2000 FOR R.C.C. WORK

6.STRIPPING TIME FOR SHUTTERING / FORMWORK UNDER NORMAL CONDITION.

| TYPE OF WORK | MINIMUM PERIOD BEFORE STRIKING FORM WORK |
|---|---|
| a) VERTICAL FORMWORK TO COLUMN, WALLS, BEAM | 16-24 HOUR |
| b) SOFFITS FORMWORK TO SLABS ( PROPS TO BE REFIXED- - IMMEDIATELY AFTER REMOVAL OF FORMWORK) | 3 DAYS |
| c) SOFFIT FORMWORK TO BEAMS ( PROPS TO BE REFIXED IMMEDIATELY AFTER REMOVAL OF FORMWORK ) | 7DAYS |
| d) PROPS TO SLABS: | |
| 1) SPANNING UP TO 4.5M | 7DAYS |
| 2) SPANNING OVER 4.5M | 14 DAYS |
| e) PROPS TO BEAMS & ARCHES: | |
| 1) SPANNING UP TO 6M | 14DAYS |
| 2) SPANNING OVER 6M | 21DAYS |

7. CURING FOR R.C.C. MEMBER MINIMUM 14 DAYS CONTINOUSELY PREFERABLE - 28 DAYS.
8. START EARLY CURING TO AVOID SRINKAGE CRACKS, WHEN CONCRETE APPEARS TO HARDEN.
9) PROVIDE FOLLOWING SLUMP IN CONCRETE GEN--ERALLY.

| | |
|---|---|
| a) SHALLOW SECTIONS, PAVMENTS, MASS CONC. LIGTH REINFORCEMENT SECTION IN SLAB, BEAM, WALL, COLUMN | 25-75 |
| b) HEAVILY REINFORCEMENT SECTION IN SLAB | 50-100 |
| c) HEAVILY REINFORCEMENT SECTION IN BEAMS, WALLS, COLUMNS SLIPFORM, OR PUMPED CONC. | 75-100 |
| d) TRENCH FILL, PILLING, PUMPED CONC. | 100-150 |

10) PROVIDE LAP/ DEVELOPEMENT LENGTH IN REINFORCEMENT BARS GRADE OF CONC.

M20- 47Ø
M25-41Ø
M30-38Ø

11) REFER RELEVANT DRG. WITH THIS DRG.
12) AVOID CORE CUTING.

| DRG NO: | SHEET NO: | REV. | SCALE: |
|---|---|---|---|
| DP0001 DRG CL 01 107 | 8 OF 9 | R0 | NTS |

| DESIGNED: | DRAWN: | CHECKED: | VERIFIED: | APPROVED: |
|---|---|---|---|---|
| UPENDRA SINGH | SIMRAN SONI | UPENDRA SINGH | ADMIN | ADMIN |

| ISSUED FOR: | UNIT: | DATE: |
|---|---|---|
| TENDOR PURPOSE | MILIMETER | 12.05.2022 |

This drawing is the property of HUP DESIGN and is to be used only for the purpose for which it was lent and must not be in any way detrimental to the interest of the company and is subject to return on demand

**SWATI Architecture landscape interior**
ARCHITECTS I PLANERS I ENGINEERING I INTERIOR DESIGN
282 , tulip , A block , Talpuri International colony , Bhilai , C.G. Email - swati.arch@outlook.com

CLIENT: CHHATTISGARH STATE MINOR FOREST PRODUSE

PROJECT: INCUBATION CENTER AT DEOBHOG GARIYABAND

TITLE: LAC PROCESSING UNIT
TRUSS LAYOUT

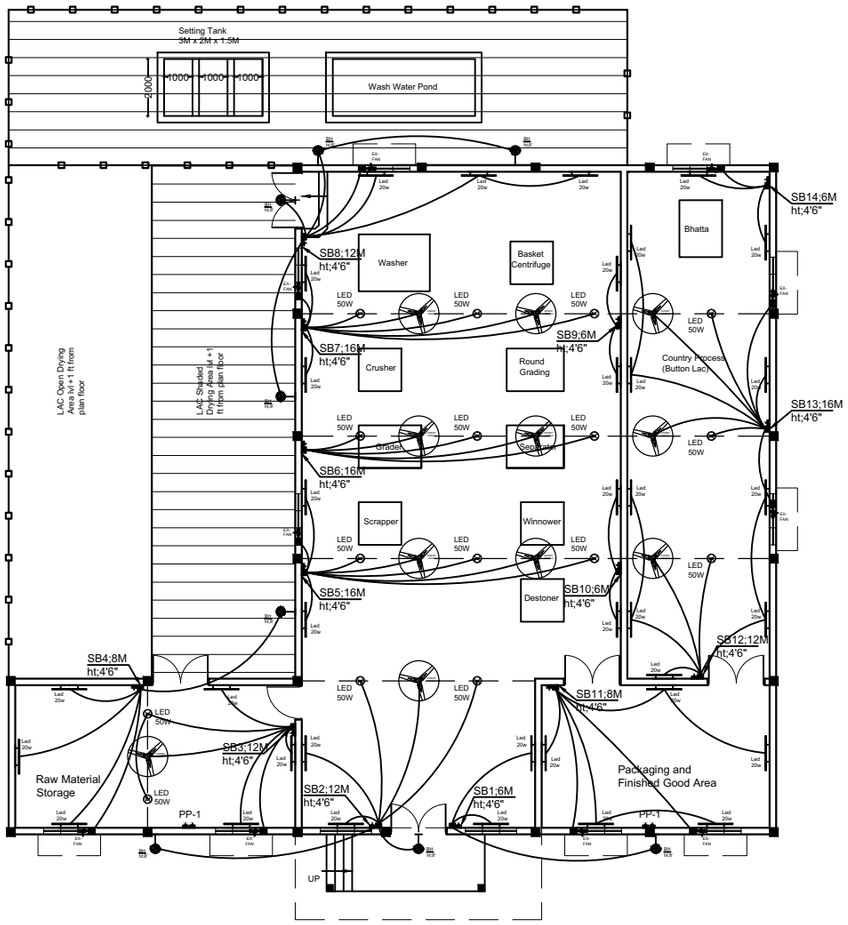


ELECTRICAL LAYOUT

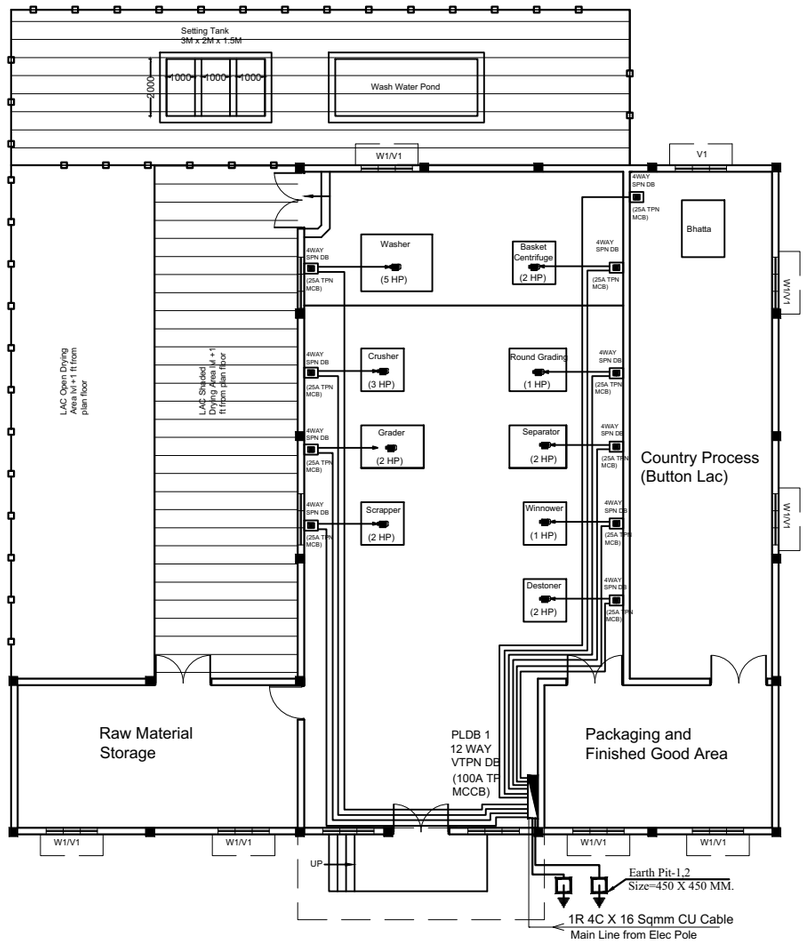


LAC PROCESSING UNIT

| | | | |
|---|---|---|---|
| 01 | LED 50W | 50W FLOOD LIGHT (HIGH BAY) | 16 No. |
| 02 | | WALL LIGHT | 08 No. |
| 03 | PP-1 | 16A SWITCH SOCKET | 04 No. |
| 04 | LP-1 | 6A SWITCH SOCKET | 02 No. |
| 05 | 4WAY SPN DB | 4WAY SPN DB | 09 No. |
| 06 | | PLDB 1 12 WAY VTPN DB | 01 No. |
| 07 | | 1400 mm Ceiling Fan | 04 No. |
| 08 | | 20w Led Tube Light | 36 No. |
| 09 | | 450 mm Ex Fan | 10 No. |
| 10 | LP-1 | 6A SWITCH SOCKET | 14 No. |
| 11 | SB1 | SWITCH BOARD | 14 No. |
| 12 | | 6 X 6 SQMM CU WIRE | |
| 13 | | 3 X 1.5 SQMM CU WIRE | |
| 14 | | Earth Pit-1 Size=450 X 450 MM. | 2 SET |

| MACHINE LIST | | | | |
|---|---|---|---|---|
| 1 - SCRAPPER - 100kg/hr- nos 1 | 2 HP | 01 | 2 HP | 6 X 6 Sqmm CU wire |
| 2 - GRADING MACHINE - 100kg/hr - nos 1 | 2 HP | 01 | 2 HP | 6 X 6 Sqmm CU wire |
| 3 - CRUSHER - 100kg/ HR - nos 1 | 3 HP | 01 | 3 HP | 6 X 6 Sqmm CU wire |
| 4 - WASHER - 100kg/hr - nos1 | 5 HP | 01 | 5 HP | 6 X 6 Sqmm CU wire |
| 5 - BASKET CENTRIFUGE -50 KG / BATCH - nos 1 | 2 HP | 01 | 2 HP | 6 X 6 Sqmm CU wire |
| 6 - ROUND GRADING MACHINE -100 KG / HR nos 1 | 1 HP | 01 | 1 HP | 6 X 6 Sqmm CU wire |
| 7 - WINNOWER - 100KG / HR - nos 1 | 1 HP | 01 | 1 HP | 6 X 6 Sqmm CU wire |
| 8 - DESTONER - 100KG / HR - NOS 1 | 2 HP | 01 | 2 HP | 6 X 6 Sqmm CU wire |
| 9 - SEPARATOR - 100 KG / HR - NOS 1 | 2 HP | 01 | 2 HP | 6 X 6 Sqmm CU wire |
| | | | | |
| TOTAL LOAD 3P MCCB 100A (15 KW) (40 AMP) | 20 HP | | 1R 4C 16 Sqmm Ar. CU Cable | |

| DRG NO: | SHEET NO: | REV. | SCALE: |
|---|---|---|---|
| DP0001 DRG CL 01 107 | 9 OF 9 | R0 | NTS |

| DESIGNED: | DRAWN: | CHECKED: | VERIFIED: | APPROVED: |
|---|---|---|---|---|
| UPENDRA SINGH | SIMRAN SONI | UPENDRA SINGH | ADMIN | ADMIN |

| ISSUED FOR: | UNIT: | DATE: |
|---|---|---|
| TENDOR PURPOSE | MILIMETER | 12.05.2022 |

This drawing is the property of HUP DESIGN and is to be used only for the purpose for which it was lent and must not be in any way detrimental to the interest of the company and is subject to return on demand

**SWATI Architecture landscape interior**
ARCHITECTS I PLANERS I ENGINEERING I INTERIOR DESIGN
282 , tulip , A block , Talpuri International colony , Bhilai , C.G. Email - swati.arch@outlook.com

CLIENT: CHHATTISGARH STATE MINOR FOREST PRODUSE

PROJECT: INCUBATION CENTER AT DEOBHOG GARIYABAND

TITLE: LAC PROCESSING UNIT
ELECTRICAL LAYOUT

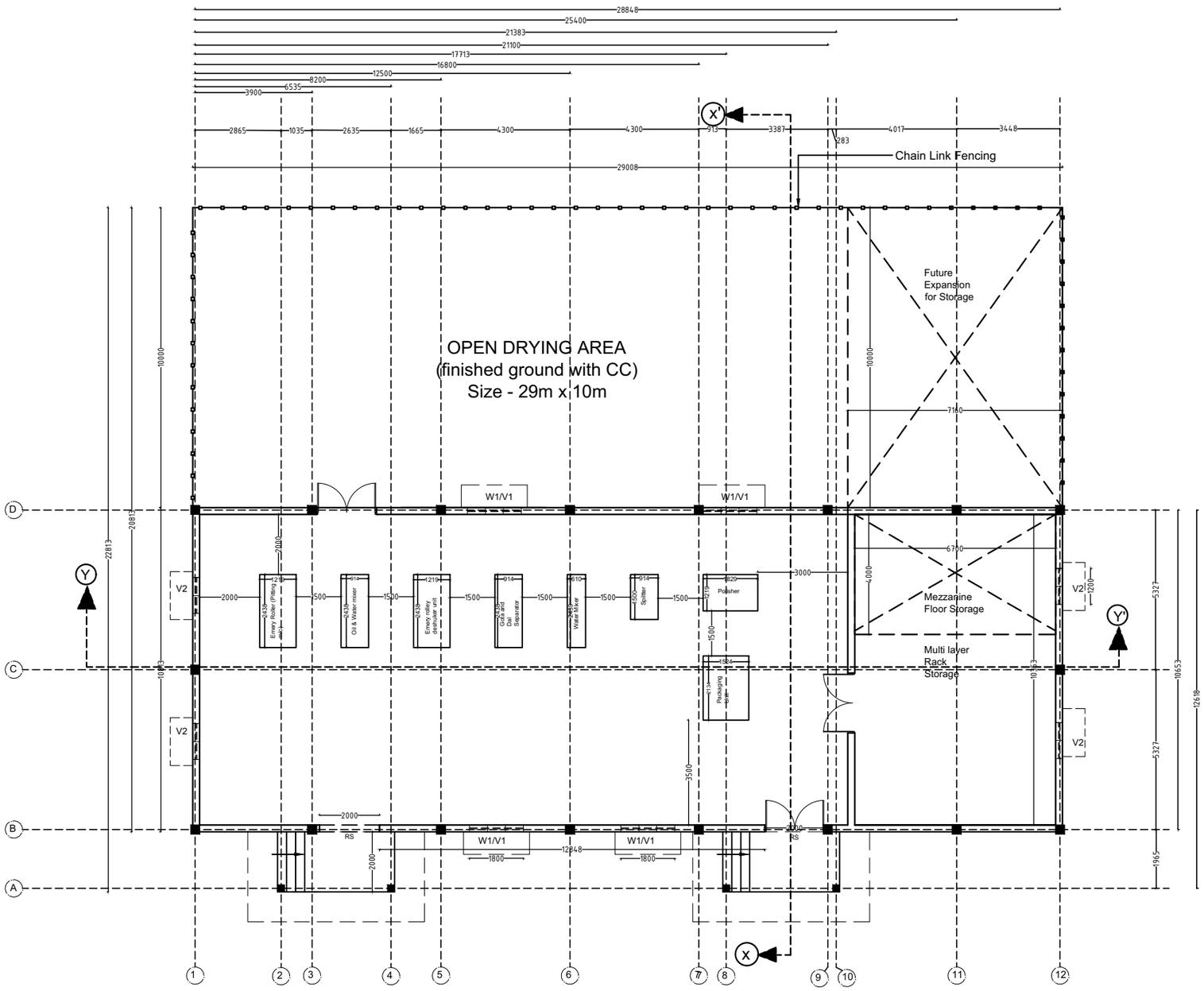


PULSE MILLING UNIT

BUILTUP AREA - 314 SQM
DRYING PLATFORM AREA - 290 SQM

**LIST OF DRAWING**
**PULSE MILLING UNIT**
**DP0001 DRG CL 01 106**


1 - PLAN LAYOUT
2 - SECTION / ELEVATION
3 - COLUMN LAYOUT
4 - FOOTING LAYOUT
5 - GROUND BEAM LAYOUT
6 - BEAM LAYOUT ( 2.5 M ABOVE )
7 - BEAM LAYOUT ( 4.5 M ABOVE )
8 - TRUSS DETAIL
9 - ELECTRICAL LAYOUT


OPENING SCHEDULE

| NAME | SAYMBOL |
|---|---|
| WINDOW | - W1 |
| VENTILATOR | - V1 |
| ROLLING SHUTTER | - R1 |
| DOOR | - D1 |

| SN | SAYMBOL | NOS | SIZE |
|---|---|---|---|
| 01 | W1 | 04 | 1.8M X 1.5M |
| 02 | V1 | 08 | 1.8 M X 1 M |
| 03 | D2 | 03 | 2M X 2.1M |
| 04 | R1 | 01 | 2.5M X 2.4 M |

| DRG NO: | SHEET NO: | REV. | SCALE: |
|---|---|---|---|
| DP0001 DRG CL 01 106 | 1 OF 9 | R0 | NTS |

| DESIGNED: | DRAWN: | CHECKED: | VERIFIED: | APPROVED: |
|---|---|---|---|---|
| UPENDRA SINGH | SIMRAN SONI | UPENDRA SINGH | ADMIN | ADMIN |

| ISSUED FOR: | UNIT: | DATE: |
|---|---|---|
| TENDOR PURPOSE | MILIMETER | 12.05.2022 |

This drawing is the property of HUP DESIGN and is to be used only for the purpose for which it was lent and must not be in any way detrimental to the interest of the company and is subject to return on demand

**SWATI Architecture landscape interior**
ARCHITECTS I PLANERS I ENGINEERING I INTERIOR DESIGN
282 , tulip , A block , Talpuri International colony , Bhilai , C.G. Email - swati.arch@outlook.com

CLIENT: CHHATTISGARH STATE MINOR FOREST PRODUSE

PROJECT: INCUBATION CENTER AT DEOBHOG GARIYABAND

TITLE: PULSE MILLING UNIT
PLAN LAYOUT

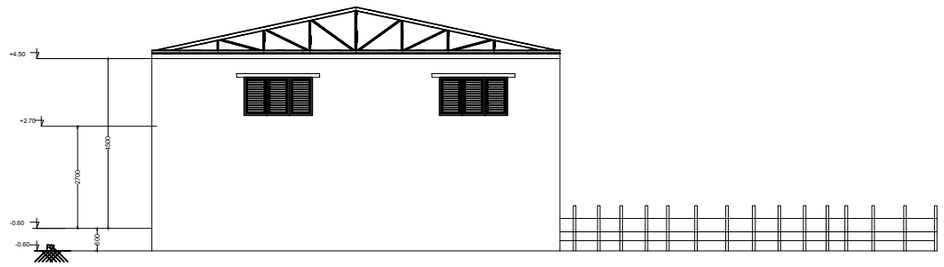


SIDE ELEVATION

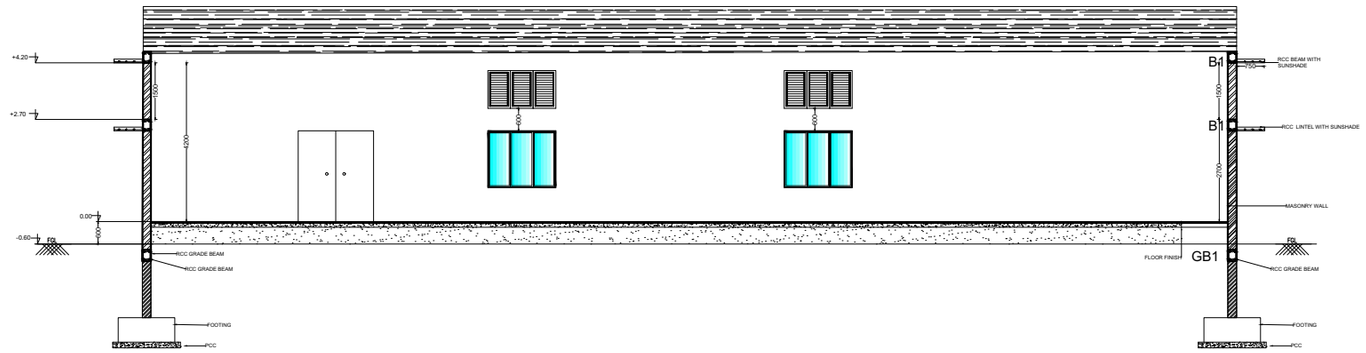


SECTION Y-Y'

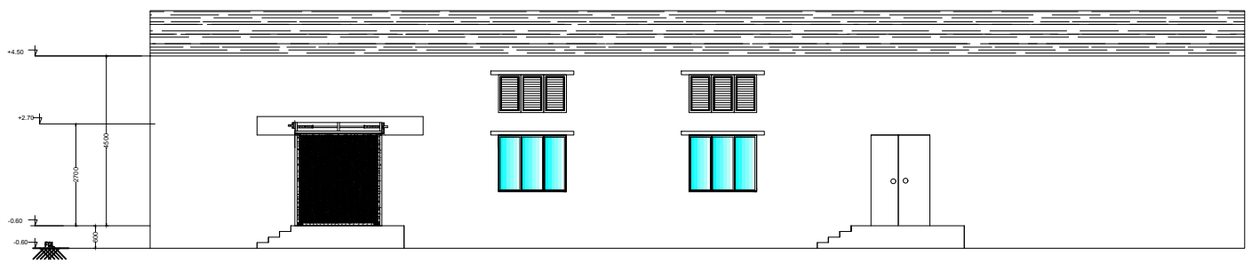


FRONT ELEVATION

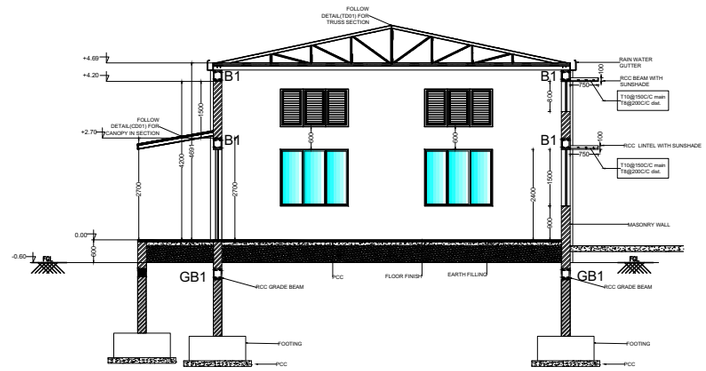


SECTION X-X'

| DRG NO: | SHEET NO: | REV. | SCALE: | |
|---|---|---|---|---|
| DP0001 DRG CL 01 106 | 2 OF 9 | R0 | NTS | **SWATI Architecture landscape interior** ARCHITECTS I PLANERS I ENGINEERING I INTERIOR DESIGN 282 , tulip , A block , Talpuri International colony , Bhilai , C.G. Email - swati.arch@outlook.com |
| DESIGNED: UPENDRA SINGH | DRAWN: SIMRAN SONI | CHECKED: UPENDRA SINGH | VERIFIED: ADMIN | APPROVED: ADMIN | CLIENT: CHHATTISGARH STATE MINOR FOREST PRODUSE |
| ISSUED FOR: TENDOR PURPOSE | | UNIT: MILIMETER | DATE: 12.05.2022 | PROJECT: INCUBATION CENTER AT DEOBHOG GARIYABAND |
| This drawing is the property of HUP DESIGN and is to be used only for the purpose for which it was lent and must not be in any way detrimental to the interest of the company and is subject to return on demand | | | | TITLE: PULSE MILLING UNIT SECTION / ELEVATION |

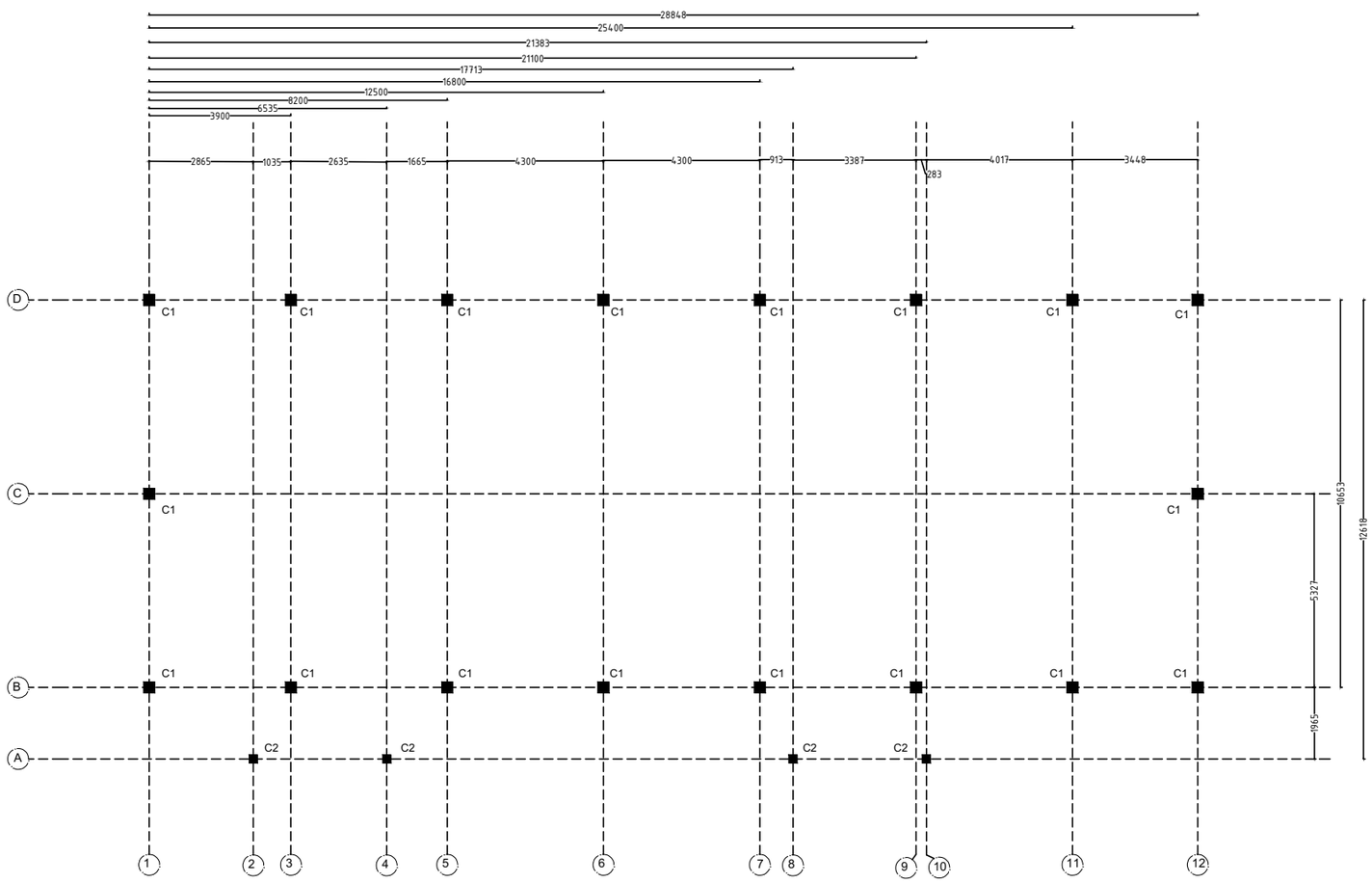


COLUMN LAYOUT

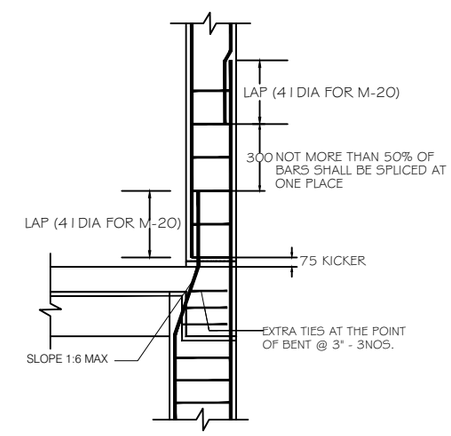


COLUMN DETAIL

TYPICAL COLUMN DETAIL'S

| COLUMN NAME | Pile/col detail | STIRRUPS | REMARKS |
|---|---|---|---|
| C1 | 300 / 300 — 8-T12, T8@ 200 c/c, 2-Tie | | FOUNDATION TO TERRACE |
| C1 | 230 / 230 — 4-T12, T8@ 200 c/c, 1-Tie | | TERMINATE AT GROUND LVL |

GENERAL NOTES

NOTES-

1. USE - M 20 GRADE OF CONC. AS/IS 426-5000
2. USE - FE 500 GRADE OF REINF. BY CLIENT
3. PROVIDE CLEAR COVER TO MAIN REINF.

FOUNDATION- 50MM
COLUMN - 40MM
BEAM - 25MM
SLAB - 20MM OR DIA OF BAR, WHICHEVER IS MORE,
R.C.C. WALL - 25MM

4.TIES SHOULD BE BEND INSIDE WITH 10# LENGTH IN BEAM & COLUMN

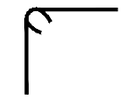

5.FOLLOW - IS-456-2000 FOR R.C.C. WORK

6.STRIPPING TIME FOR SHUTTERING / FORMWORK UNDER NORMAL CONDITION.

| TYPE OF WORK | MINIMUM PERIOD BEFORE STRIKING FORM WORK |
|---|---|
| a) VERTICAL FORMWORK TO COLUMN, WALLS, BEAM | 16-24 HOUR |
| b) SOFFITS FORMWORK TO SLABS ( PROPS TO BE REFIXED- - IMMEDIATELY AFTER REMOVAL OF FORMWORK) | 3 DAYS |
| c) SOFFIT FORMWORK TO BEAMS ( PROPS TO BE REFIXED IMMEDIATELY AFTER REMOVAL OF FORMWORK ) | 7DAYS |
| d) PROPS TO SLABS: | |
| 1) SPANNING UP TO 4.5M | 7DAYS |
| 2) SPANNING OVER 4.5M | 14 DAYS |
| e) PROPS TO BEAMS & ARCHES: | |
| 1) SPANNING UP TO 6M | 14DAYS |
| 2) SPANNING OVER 6M | 21DAYS |

7. CURING FOR R.C.C. MEMBER MINIMUM 14 DAYS CONTINOUSELY PREFERABLE - 28 DAYS.
8. START EARLY CURING TO AVOID SRINKAGE CRACKS, WHEN CONCRETE APPEARS TO HARDEN.
9) PROVIDE FOLLOWING SLUMP IN CONCRETE GEN- -ERALLY.

| | |
|---|---|
| a) SHALLOW SECTIONS, PAVMENTS, MASS CONC. LIGTH REINFORCEMENT SECTION IN SLAB, BEAM, WALL, COLUMN | 25-75 |
| b) HEAVILY REINFORCEMENT SECTION IN SLAB | 50-100 |
| c) HEAVILY REINFORCEMENT SECTION IN BEAMS, WALLS, COLUMNS SLIPFORM, OR PUMPED CONC. | 75-100 |
| d) TRENCH FILL, PILLING, PUMPED CONC. | 100-150 |

10) PROVIDE LAP/ DEVELOPEMENT LENGTH IN REINFORCEMENT BARS GRADE OF CONC.
M20- 47Ø
M25-41Ø
M30-38Ø

11) REFER RELEVANT DRG. WITH THIS DRG.
12) AVOID CORE CUTING.

| DRG NO: | SHEET NO: | REV. | SCALE: |
|---|---|---|---|
| DP0001 DRG CL 01 106 | 3 OF 9 | R0 | NTS |

| DESIGNED: | DRAWN: | CHECKED: | VERIFIED: | APPROVED: |
|---|---|---|---|---|
| UPENDRA SINGH | SIMRAN SONI | UPENDRA SINGH | ADMIN | ADMIN |

| ISSUED FOR: | UNIT: | DATE: |
|---|---|---|
| TENDOR PURPOSE | MILIMETER | 12.05.2022 |

This drawing is the property of HUP DESIGN and is to be used only for the purpose for which it was lent and must not be in any way detrimental to the interest of the company and is subject to return on demand

**SWATI Architecture landscape interior**
ARCHITECTS I PLANERS I ENGINEERING I INTERIOR DESIGN
282 , tulip , A block , Talpuri International colony , Bhilai , C.G. Email - swati.arch@outlook.com

CLIENT: CHHATTISGARH STATE MINOR FOREST PRODUSE

PROJECT: INCUBATION CENTER AT DEOBHOG GARIYABAND

TITLE: PULSE MILLING UNIT
COLUMN LAYOUT

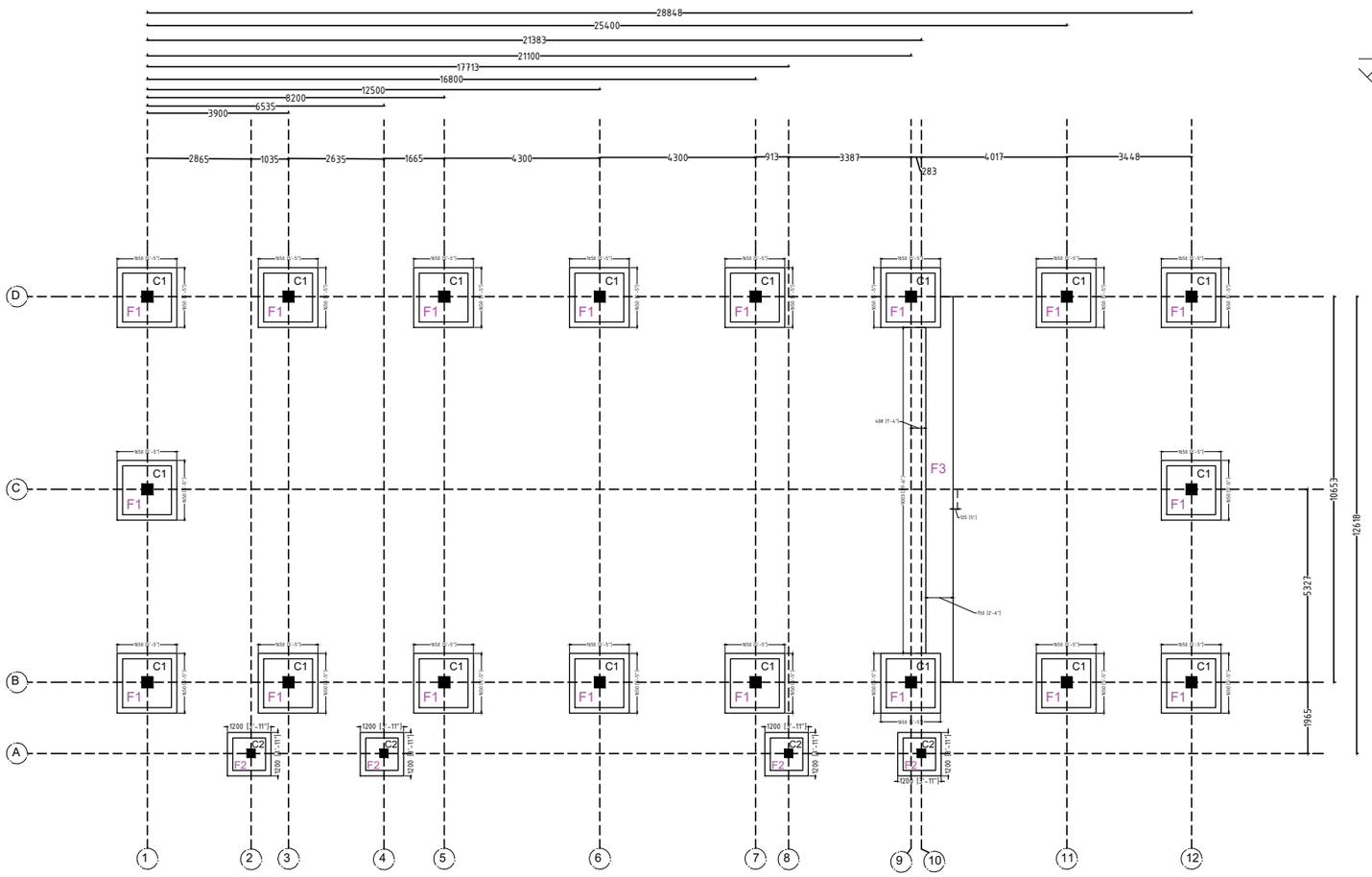


FOOTING LAYOUT

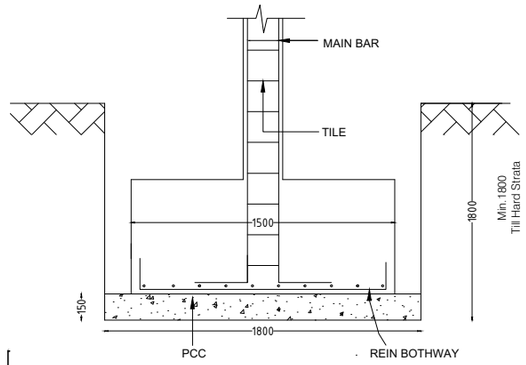


TYPICAL FOOTING SECTION (1-1')

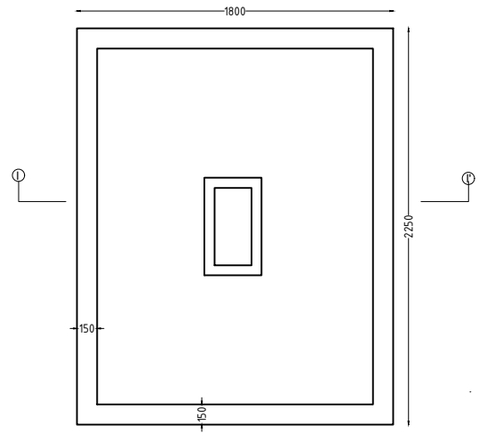


TYPICAL FOOTING PLAN

FOOTING SCHEDULE

| FE500 AND M20 | | | | | | | |
|---|---|---|---|---|---|---|---|
| Footing | Column | PCC Size | Footing Size | Total | Steel | Steel | Remarks |
| | Nos | X - Y mm | X - Y mm | Depth mm | \|\| to X mm | \|\| to Y mm | |
| F1 | C1 | 1650 X 1650 | 1350 X 1350 | 400 | T10@ 175C/C | T10@ 175 C/C | Bottom bars only |
| F2 | C2 | 1200 X 1200 | 900 X 900 | 230 | T8@200C/C | T8@ 200 C/C | Bottom bars only |

GENERAL NOTES

NOTES-

1. USE - M 20 GRADE OF CONC. AS/IS 426-5000
2. USE - FE 500 GRADE OF REINF. BY CLIENT
3. PROVIDE CLEAR COVER TO MAIN REINF.

FOUNDATION- 50MM
COLUMN - 40MM
BEAM - 25MM
SLAB - 20MM OR DIA OF BAR, WHICHEVER IS MORE,
R.C.C. WALL - 25MM

4.TIES SHOULD BE BEND INSIDE WITH 10# LENGTH IN BEAM & COLUMN

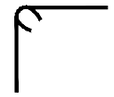

5.FOLLOW - IS-456-2000 FOR R.C.C. WORK

6.STRIPPING TIME FOR SHUTTERING / FORMWORK UNDER NORMAL CONDITION.

| TYPE OF WORK | MINIMUM PERIOD BEFORE STRIKING FORM WORK |
|---|---|
| a) VERTICAL FORMWORK TO COLUMN, WALLS, BEAM | 16-24 HOUR |
| b) SOFFITS FORMWORK TO SLABS ( PROPS TO BE REFIXED- - IMMEDIATELY AFTER REMOVAL OF FORMWORK) | 3 DAYS |
| c) SOFFIT FORMWORK TO BEAMS ( PROPS TO BE REFIXED IMMEDIATELY AFTER REMOVAL OF FORMWORK ) | 7DAYS |
| d) PROPS TO SLABS: | |
| 1) SPANNING UP TO 4.5M | 7DAYS |
| 2) SPANNING OVER 4.5M | 14 DAYS |
| e) PROPS TO BEAMS & ARCHES: | |
| 1) SPANNING UP TO 6M | 14DAYS |
| 2) SPANNING OVER 6M | 21DAYS |

7. CURING FOR R.C.C. MEMBER MINIMUM 14 DAYS CONTINOUSELY PREFERABLE - 28 DAYS.
8. START EARLY CURING TO AVOID SRINKAGE CRACKS, WHEN CONCRETE APPEARS TO HARDEN.
9) PROVIDE FOLLOWING SLUMP IN CONCRETE GEN--ERALLY.

| | |
|---|---|
| a) SHALLOW SECTIONS, PAVMENTS, MASS CONC. LIGTH REINFORCEMENT SECTION IN SLAB, BEAM, WALL, COLUMN | 25-75 |
| b) HEAVILY REINFORCEMENT SECTION IN SLAB | 50-100 |
| c) HEAVILY REINFORCEMENT SECTION IN BEAMS, WALLS, COLUMNS SLIPFORM, OR PUMPED CONC. | 75-100 |
| d) TRENCH FILL, PILLING, PUMPED CONC. | 100-150 |

10) PROVIDE LAP/ DEVELOPEMENT LENGTH IN REINFORCEMENT BARS GRADE OF CONC.
M20- 47Ø
M25-41Ø
M30-38Ø

11) REFER RELEVANT DRG. WITH THIS DRG.
12) AVOID CORE CUTING.

| DRG NO: | SHEET NO: | REV. | SCALE: |
|---|---|---|---|
| DP0001 DRG CL 01 106 | 4 OF 9 | R0 | NTS |

| DESIGNED: | DRAWN: | CHECKED: | VERIFIED: | APPROVED: |
|---|---|---|---|---|
| UPENDRA SINGH | SIMRAN SONI | UPENDRA SINGH | ADMIN | ADMIN |

| ISSUED FOR: | UNIT: | DATE: |
|---|---|---|
| TENDOR PURPOSE | MILIMETER | 12.05.2022 |

This drawing is the property of HUP DESIGN and is to be used only for the purpose for which it was lent and must not be in any way detrimental to the interest of the company and is subject to return on demand

**SWATI Architecture landscape interior**
ARCHITECTS I PLANERS I ENGINEERING I INTERIOR DESIGN
282 , tulip , A block , Talpuri International colony , Bhilai , C.G. Email - swati.arch@outlook.com

CLIENT: CHHATTISGARH STATE MINOR FOREST PRODUSE

PROJECT: INCUBATION CENTER AT DEOBHOG GARIYABAND

TITLE: PULSE MILLING UNIT
FOOTING LAYOUT

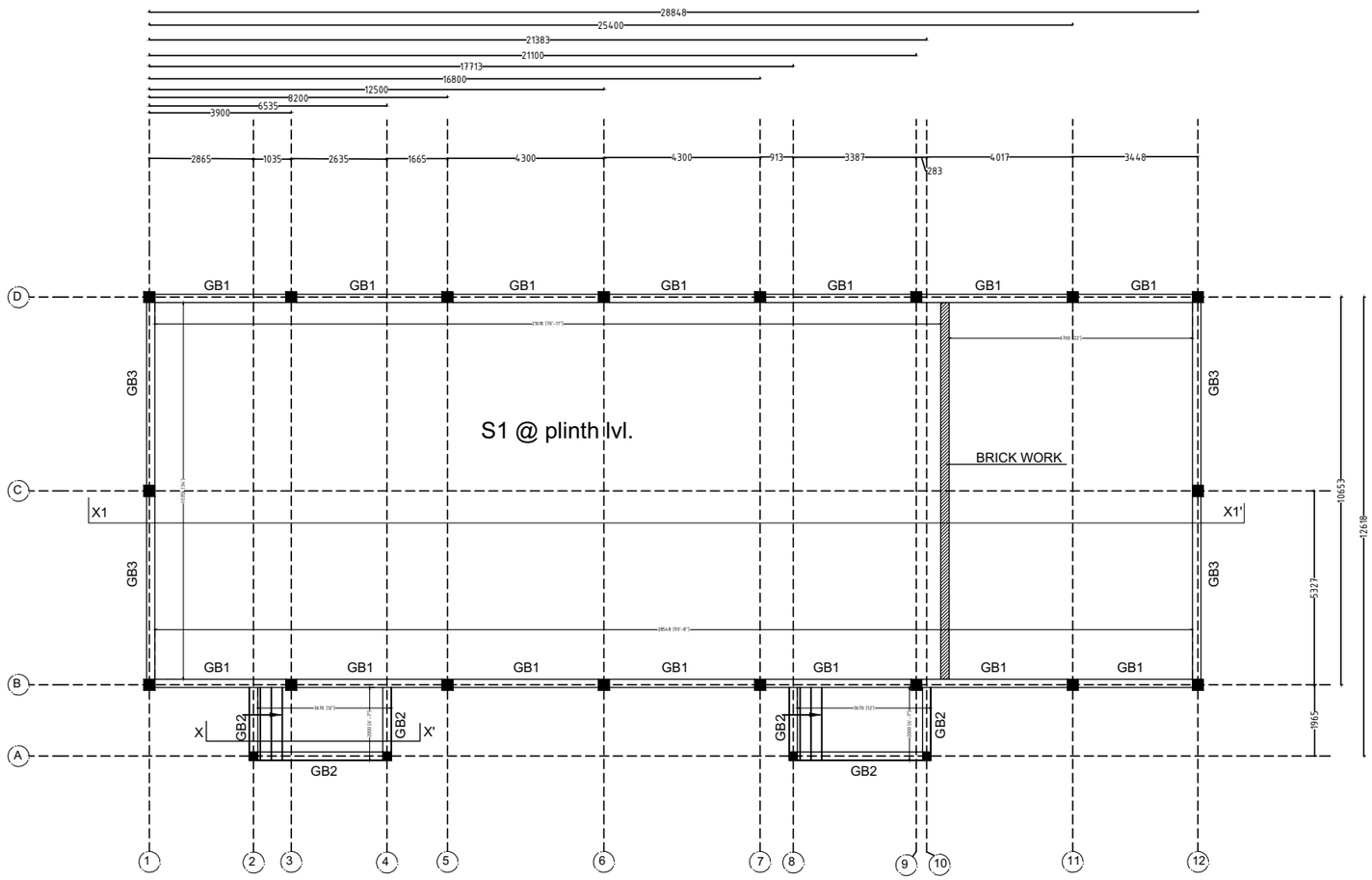


GROUND BEAM PLAN

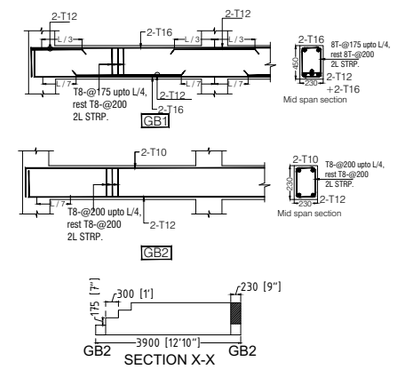


GROUND BEAM SECTIONAL DETAIL

## GENERAL NOTES

NOTES-

1. USE - M 20 GRADE OF CONC. AS/IS 426-5000
2. USE - FE 500 GRADE OF REINF. BY CLIENT
3. PROVIDE CLEAR COVER TO MAIN REINF.

FOUNDATION- 50MM
COLUMN - 40MM
BEAM - 25MM
SLAB - 20MM OR DIA OF BAR, WHICHEVER IS MORE,
R.C.C. WALL - 25MM

4.TIES SHOULD BE BEND INSIDE WITH 10# LENGTH IN BEAM & COLUMN

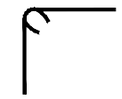

5.FOLLOW - IS-456-2000 FOR R.C.C. WORK

6.STRIPPING TIME FOR SHUTTERING / FORMWORK UNDER NORMAL CONDITION.

| TYPE OF WORK | MINIMUM PERIOD BEFORE STRIKING FORM WORK |
|---|---|
| a) VERTICAL FORMWORK TO COLUMN, WALLS, BEAM | 16-24 HOUR |
| b) SOFFITS FORMWORK TO SLABS ( PROPS TO BE REFIXED- - IMMEDIATELY AFTER REMOVAL OF FORMWORK) | 3 DAYS |
| c) SOFFIT FORMWORK TO BEAMS ( PROPS TO BE REFIXED IMMEDIATELY AFTER REMOVAL OF FORMWORK ) | 7DAYS |
| d) PROPS TO SLABS: | |
| 1) SPANNING UP TO 4.5M | 7DAYS |
| 2) SPANNING OVER 4.5M | 14 DAYS |
| e) PROPS TO BEAMS & ARCHES: | |
| 1) SPANNING UP TO 6M | 14DAYS |
| 2) SPANNING OVER 6M | 21DAYS |

7. CURING FOR R.C.C. MEMBER MINIMUM 14 DAYS CONTINOUSELY PREFERABLE - 28 DAYS.
8. START EARLY CURING TO AVOID SRINKAGE CRACKS, WHEN CONCRETE APPEARS TO HARDEN.
9) PROVIDE FOLLOWING SLUMP IN CONCRETE GEN- -ERALLY.

| | |
|---|---|
| a) SHALLOW SECTIONS, PAVMENTS, MASS CONC. LIGTH REINFORCEMENT SECTION IN SLAB, BEAM, WALL, COLUMN | 25-75 |
| b) HEAVILY REINFORCEMENT SECTION IN SLAB | 50-100 |
| c) HEAVILY REINFORCEMENT SECTION IN BEAMS, WALLS, COLUMNS SLIPFORM, OR PUMPED CONC. | 75-100 |
| d) TRENCH FILL, PILLING, PUMPED CONC. | 100-150 |

10) PROVIDE LAP/ DEVELOPEMENT LENGTH IN REINFORCEMENT BARS GRADE OF CONC.
M20- 47Ø
M25-41Ø
M30-38Ø

11) REFER RELEVANT DRG. WITH THIS DRG.
12) AVOID CORE CUTING.

BEAM SCHEDULE FOR GROUND/ PLINTH LVL.

| | | | | | | | | | | |
|---|---|---|---|---|---|---|---|---|---|---|
| GB1 | 230X375 | 2-T16 | 2-T12 | 2-T16 | 2-T12 | 2-T12 | T8 @200C/C | T8 @175C/C | T8 @175C/C | SLAB THK. INCLUDED |
| GB2 | 230X230 | 2-T12 | - | 2-T10 | - | - | T8 @200C/C | T8 @200C/C | T8 @200C/C | SLAB THK. INCLUDED |

SLAB SCHEDULE FOR GROUND FLOOR LVL.

| SLAB NAME | THICKNESS (mm) | Main Steel | Other Steel | remarks |
|---|---|---|---|---|
| S1 | 150 (MESH) | T8 @ 200 c/c | T8 @ 200 c/c | All straight |

| DRG NO: | SHEET NO: | REV. | SCALE: |
|---|---|---|---|
| DP0001 DRG CL 01 106 | 5 OF 9 | R0 | NTS |

| DESIGNED: | DRAWN: | CHECKED: | VERIFIED: | APPROVED: |
|---|---|---|---|---|
| UPENDRA SINGH | SIMRAN SONI | UPENDRA SINGH | ADMIN | ADMIN |

| ISSUED FOR: | UNIT: | DATE: |
|---|---|---|
| TENDOR PURPOSE | MILIMETER | 12.05.2022 |

This drawing is the property of HUP DESIGN and is to be used only for the purpose for which it was lent and must not be in any way detrimental to the interest of the company and is subject to return on demand

**SWATI Architecture landscape interior**
ARCHITECTS I PLANERS I ENGINEERING I INTERIOR DESIGN
282 , tulip , A block , Talpuri International colony , Bhilai , C.G. Email - swati.arch@outlook.com

CLIENT: CHHATTISGARH STATE MINOR FOREST PRODUSE

PROJECT: INCUBATION CENTER AT DEOBHOG GARIYABAND

TITLE: PULSE MILLING UNIT
BEAM LAYOUT




BEAM PLAN(2.4 m ABOVE PLINTH LVL)

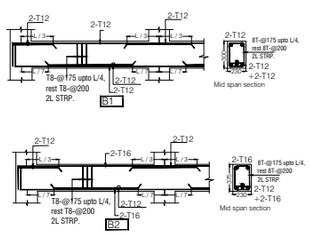


BEAM SCHEDULE FOR 2.4m LVL. ABOVE PLINTH

| | | | | | | | | | | |
|---|---|---|---|---|---|---|---|---|---|---|
| B1 | 230X300 | 2-T12 | 2-T12 | 2-T12 | 2-T12 | 2-T12 | T8 @200C/C | T8 @175C/C | T8 @175C/C | SLAB THK. INCLUDED |
| B2 | 230X375 | 2-T16 | 2-T12 | 2-T16 | 2-T12 | 2-T12 | T8 @150C/C | T8 @150C/C | T8 @150C/C | SLAB THK. INCLUDED |

GENERAL NOTES

NOTES-

1. USE - M 20 GRADE OF CONC. AS/IS 426-5000
2. USE - FE 500 GRADE OF REINF. BY CLIENT
3. PROVIDE CLEAR COVER TO MAIN REINF.

FOUNDATION- 50MM
COLUMN - 40MM
BEAM - 25MM
SLAB - 20MM OR DIA OF BAR, WHICHEVER IS MORE,
R.C.C. WALL - 25MM

4.TIES SHOULD BE BEND INSIDE WITH 10# LENGTH IN BEAM & COLUMN

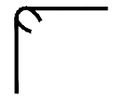

5.FOLLOW - IS-456-2000 FOR R.C.C. WORK

6.STRIPPING TIME FOR SHUTTERING / FORMWORK UNDER NORMAL CONDITION.

| TYPE OF WORK | MINIMUM PERIOD BEFORE STRIKING FORM WORK |
|---|---|
| a) VERTICAL FORMWORK TO COLUMN, WALLS, BEAM | 16-24 HOUR |
| b) SOFFITS FORMWORK TO SLABS ( PROPS TO BE REFIXED- - IMMEDIATELY AFTER REMOVAL OF FORMWORK) | 3 DAYS |
| c) SOFFIT FORMWORK TO BEAMS ( PROPS TO BE REFIXED IMMEDIATELY AFTER REMOVAL OF FORMWORK ) | 7DAYS |
| d) PROPS TO SLABS: | |
| 1) SPANNING UP TO 4.5M | 7DAYS |
| 2) SPANNING OVER 4.5M | 14 DAYS |
| e) PROPS TO BEAMS & ARCHES: | |
| 1) SPANNING UP TO 6M | 14DAYS |
| 2) SPANNING OVER 6M | 21DAYS |

7. CURING FOR R.C.C. MEMBER MINIMUM 14 DAYS CONTINOUSELY PREFERABLE - 28 DAYS.
8. START EARLY CURING TO AVOID SRINKAGE CRACKS, WHEN CONCRETE APPEARS TO HARDEN.
9) PROVIDE FOLLOWING SLUMP IN CONCRETE GEN- -ERALLY.

| | |
|---|---|
| a) SHALLOW SECTIONS, PAVMENTS, MASS CONC. LIGTH REINFORCEMENT SECTION IN SLAB, BEAM, WALL, COLUMN | 25-75 |
| b) HEAVILY REINFORCEMENT SECTION IN SLAB | 50-100 |
| c) HEAVILY REINFORCEMENT SECTION IN BEAMS, WALLS, COLUMNS SLIPFORM, OR PUMPED CONC. | 75-100 |
| d) TRENCH FILL, PILLING, PUMPED CONC. | 100-150 |

10) PROVIDE LAP/ DEVELOPEMENT LENGTH IN REINFORCEMENT BARS GRADE OF CONC.

M20- 47Ø
M25-41Ø
M30-38Ø

11) REFER RELEVANT DRG. WITH THIS DRG.
12) AVOID CORE CUTING.

| DRG NO: | SHEET NO: | REV. | SCALE: |
|---|---|---|---|
| DP0001 DRG CL 01 106 | 6 OF 9 | R0 | NTS |

| DESIGNED: | DRAWN: | CHECKED: | VERIFIED: | APPROVED: |
|---|---|---|---|---|
| UPENDRA SINGH | SIMRAN SONI | UPENDRA SINGH | ADMIN | ADMIN |

| ISSUED FOR: | UNIT: | DATE: |
|---|---|---|
| TENDOR PURPOSE | MILIMETER | 12.05.2022 |

This drawing is the property of HUP DESIGN and is to be used only for the purpose for which it was lent and must not be in any way detrimental to the interest of the company and is subject to return on demand

**SWATI Architecture landscape interior**
ARCHITECTS I PLANERS I ENGINEERING I INTERIOR DESIGN
282 , tulip , A block , Talpuri International colony , Bhilai , C.G. Email - swati.arch@outlook.com

CLIENT: CHHATTISGARH STATE MINOR FOREST PRODUSE

PROJECT: INCUBATION CENTER AT DEOBHOG GARIYABAND

TITLE: PULSE MILLING UNIT
BEAM LAYOUT

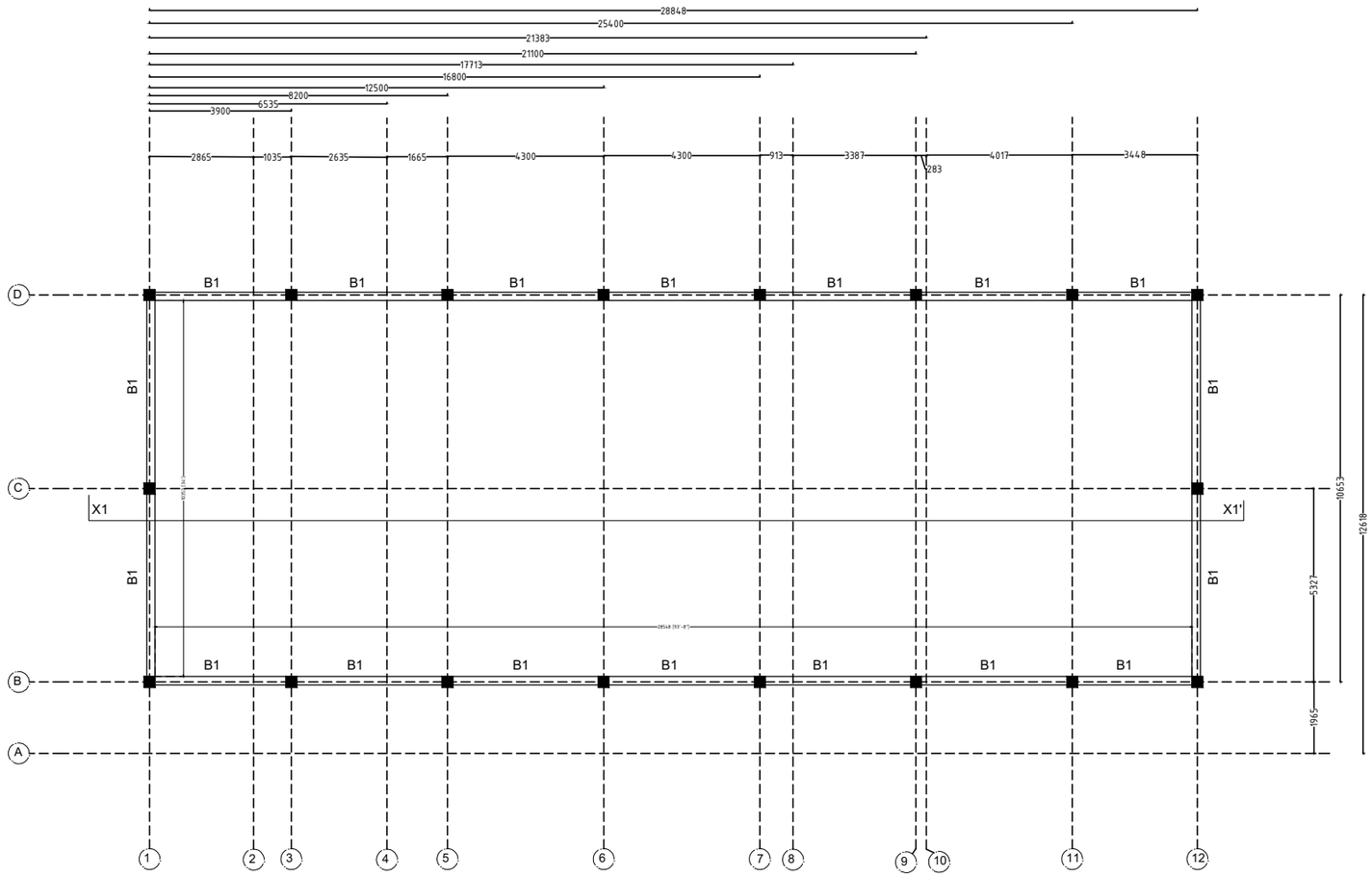


BEAM PLAN (4.5 ABOVE PLINTH LVL)

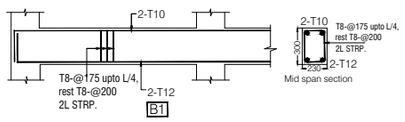


BEAM SCHEDULE FOR 4.5m LVL. ABOVE PLINTH

| | | | | | | | | | | |
|---|---|---|---|---|---|---|---|---|---|---|
| B1 | 230X300 | 2-T12 | - | 2-T10 | - | - | T8 @200C/C | T8 @175C/C | T8 @175C/C | SLAB THK. INCLUDED |

GENERAL NOTES

NOTES-

1. USE - M 20 GRADE OF CONC. AS/IS 426-5000
2. USE - FE 500 GRADE OF REINF. BY CLIENT
3. PROVIDE CLEAR COVER TO MAIN REINF.

FOUNDATION- 50MM
COLUMN - 40MM
BEAM - 25MM
SLAB - 20MM OR DIA OF BAR, WHICHEVER IS MORE,
R.C.C. WALL - 25MM

4.TIES SHOULD BE BEND INSIDE WITH 10# LENGTH IN BEAM & COLUMN

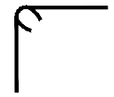

5.FOLLOW - IS-456-2000 FOR R.C.C. WORK

6.STRIPPING TIME FOR SHUTTERING / FORMWORK UNDER NORMAL CONDITION.

| TYPE OF WORK | MINIMUM PERIOD BEFORE STRIKING FORM WORK |
|---|---|
| a) VERTICAL FORMWORK TO COLUMN, WALLS, BEAM | 16-24 HOUR |
| b) SOFFITS FORMWORK TO SLABS ( PROPS TO BE REFIXED- - IMMEDIATELY AFTER REMOVAL OF FORMWORK) | 3 DAYS |
| c) SOFFIT FORMWORK TO BEAMS ( PROPS TO BE REFIXED IMMEDIATELY AFTER REMOVAL OF FORMWORK ) | 7DAYS |
| d) PROPS TO SLABS: | |
| 1) SPANNING UP TO 4.5M | 7DAYS |
| 2) SPANNING OVER 4.5M | 14 DAYS |
| e) PROPS TO BEAMS & ARCHES: | |
| 1) SPANNING UP TO 6M | 14DAYS |
| 2) SPANNING OVER 6M | 21DAYS |

7. CURING FOR R.C.C. MEMBER MINIMUM 14 DAYS CONTINOUSELY PREFERABLE - 28 DAYS.
8. START EARLY CURING TO AVOID SRINKAGE CRACKS, WHEN CONCRETE APPEARS TO HARDEN.
9) PROVIDE FOLLOWING SLUMP IN CONCRETE GEN- -ERALLY.

| | |
|---|---|
| a) SHALLOW SECTIONS, PAVMENTS, MASS CONC. LIGTH REINFORCEMENT SECTION IN SLAB, BEAM, WALL, COLUMN | 25-75 |
| b) HEAVILY REINFORCEMENT SECTION IN SLAB | 50-100 |
| c) HEAVILY REINFORCEMENT SECTION IN BEAMS, WALLS, COLUMNS SLIPFORM, OR PUMPED CONC. | 75-100 |
| d) TRENCH FILL, PILLING, PUMPED CONC. | 100-150 |

10) PROVIDE LAP/ DEVELOPEMENT LENGTH IN REINFORCEMENT BARS GRADE OF CONC.

M20- 47Ø
M25-41Ø
M30-38Ø

11) REFER RELEVANT DRG. WITH THIS DRG.
12) AVOID CORE CUTING.

| DRG NO: | SHEET NO: | REV. | SCALE: |
|---|---|---|---|
| DP0001 DRG CL 01 106 | 7 OF 9 | R0 | NTS |

| DESIGNED: | DRAWN: | CHECKED: | VERIFIED: | APPROVED: |
|---|---|---|---|---|
| UPENDRA SINGH | SIMRAN SONI | UPENDRA SINGH | ADMIN | ADMIN |

| ISSUED FOR: | UNIT: | DATE: |
|---|---|---|
| TENDOR PURPOSE | MILIMETER | 12.05.2022 |

This drawing is the property of HUP DESIGN and is to be used only for the purpose for which it was lent and must not be in any way detrimental to the interest of the company and is subject to return on demand

**SWATI Architecture landscape interior**
ARCHITECTS I PLANERS I ENGINEERING I INTERIOR DESIGN
282 , tulip , A block , Talpuri International colony , Bhilai , C.G. Email - swati.arch@outlook.com

CLIENT: CHHATTISGARH STATE MINOR FOREST PRODUSE

PROJECT: INCUBATION CENTER AT DEOBHOG GARIYABAND

TITLE: PULSE MILLING UNIT
BEAM LAYOUT

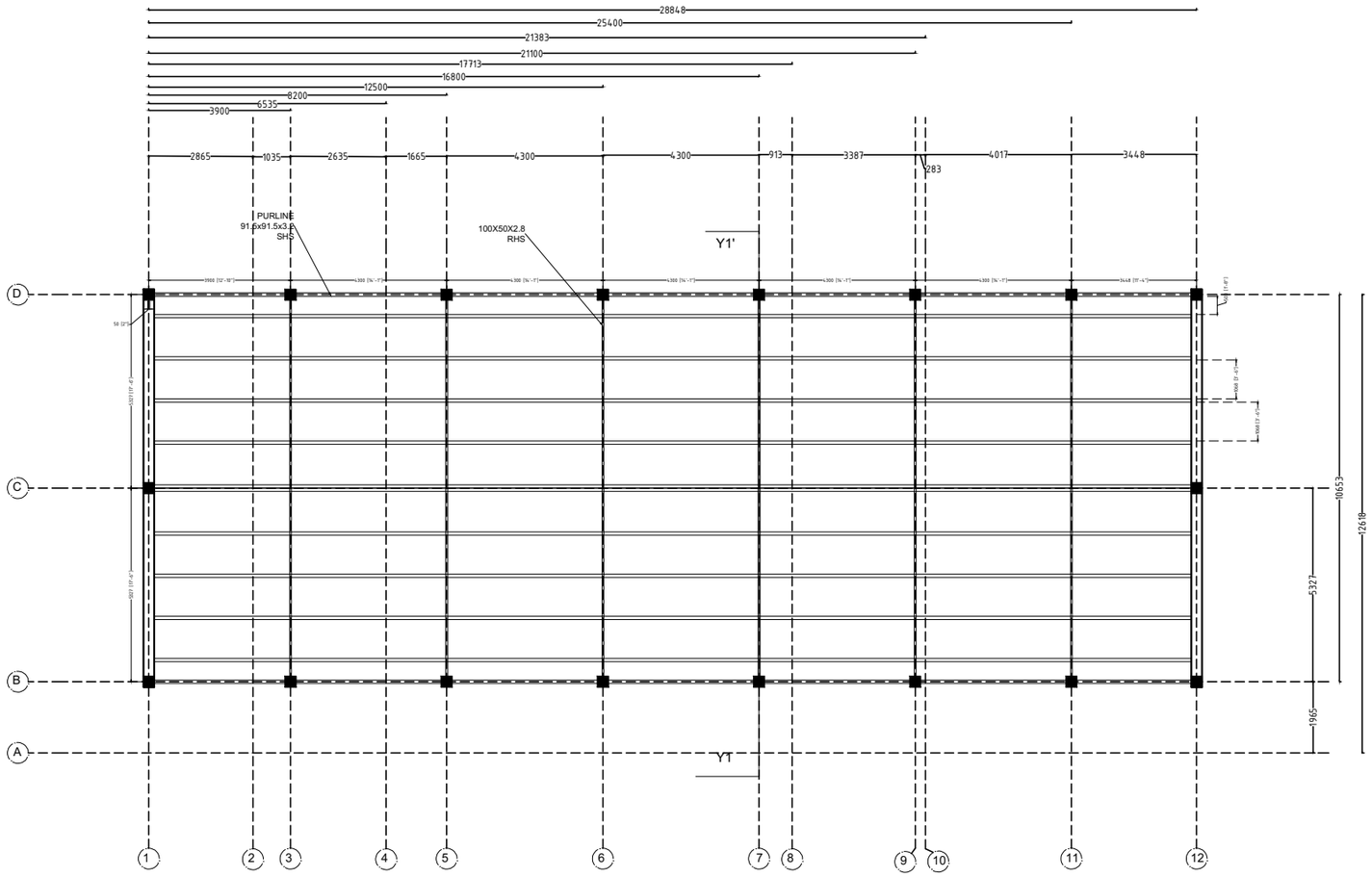


PLAN OF ROOF LVL.

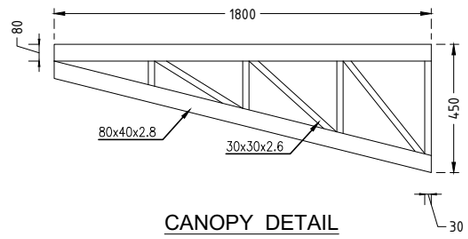


CANOPY DETAIL

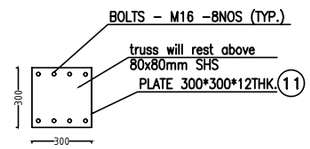


DETAIL 1

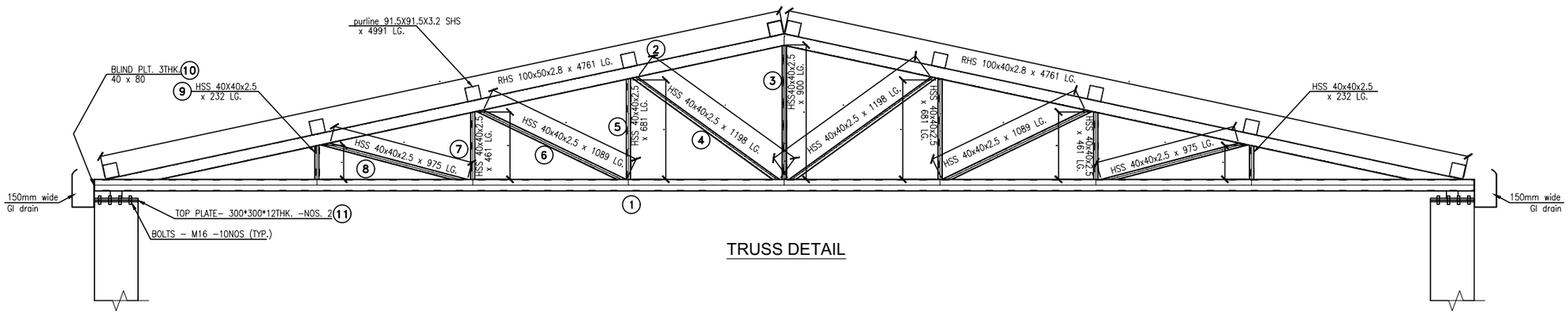


TRUSS DETAIL

GENERAL NOTES

NOTES-

1. USE - M 20 GRADE OF CONC. AS/IS 426-5000
2. USE - FE 500 GRADE OF REINF. BY CLIENT
3. PROVIDE CLEAR COVER TO MAIN REINF.

FOUNDATION- 50MM
COLUMN - 40MM
BEAM - 25MM
SLAB - 20MM OR DIA OF BAR, WHICHEVER IS MORE,
R.C.C. WALL - 25MM

4.TIES SHOULD BE BEND INSIDE WITH 10# LENGTH IN BEAM & COLUMN

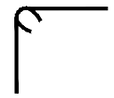

5.FOLLOW - IS-456-2000 FOR R.C.C. WORK

6.STRIPPING TIME FOR SHUTTERING / FORMWORK UNDER NORMAL CONDITION.

| TYPE OF WORK | MINIMUM PERIOD BEFORE STRIKING FORM WORK |
|---|---|
| a) VERTICAL FORMWORK TO COLUMN, WALLS, BEAM | 16-24 HOUR |
| b) SOFFITS FORMWORK TO SLABS ( PROPS TO BE REFIXED- - IMMEDIATELY AFTER REMOVAL OF FORMWORK) | 3 DAYS |
| c) SOFFIT FORMWORK TO BEAMS ( PROPS TO BE REFIXED IMMEDIATELY AFTER REMOVAL OF FORMWORK ) | 7DAYS |
| d) PROPS TO SLABS: | |
| 1) SPANNING UP TO 4.5M | 7DAYS |
| 2) SPANNING OVER 4.5M | 14 DAYS |
| e) PROPS TO BEAMS & ARCHES: | |
| 1) SPANNING UP TO 6M | 14DAYS |
| 2) SPANNING OVER 6M | 21DAYS |

7. CURING FOR R.C.C. MEMBER MINIMUM 14 DAYS CONTINOUSELY PREFERABLE - 28 DAYS.
8. START EARLY CURING TO AVOID SRINKAGE CRACKS, WHEN CONCRETE APPEARS TO HARDEN.
9) PROVIDE FOLLOWING SLUMP IN CONCRETE GEN- -ERALLY.

| | |
|---|---|
| a) SHALLOW SECTIONS, PAVMENTS, MASS CONC. LIGTH REINFORCEMENT SECTION IN SLAB, BEAM, WALL, COLUMN | 25-75 |
| b) HEAVILY REINFORCEMENT SECTION IN SLAB | 50-100 |
| c) HEAVILY REINFORCEMENT SECTION IN BEAMS, WALLS, COLUMNS SLIPFORM, OR PUMPED CONC. | 75-100 |
| d) TRENCH FILL, PILLING, PUMPED CONC. | 100-150 |

10) PROVIDE LAP/ DEVELOPEMENT LENGTH IN REINFORCEMENT BARS GRADE OF CONC.

M20- 47Ø
M25-41Ø
M30-38Ø

11) REFER RELEVANT DRG. WITH THIS DRG.
12) AVOID CORE CUTING.

| DRG NO: | SHEET NO: | REV. | SCALE: |
|---|---|---|---|
| DP0001 DRG CL 01 106 | 8 OF 9 | R0 | NTS |

| DESIGNED: | DRAWN: | CHECKED: | VERIFIED: | APPROVED: |
|---|---|---|---|---|
| UPENDRA SINGH | SIMRAN SONI | UPENDRA SINGH | ADMIN | ADMIN |

| ISSUED FOR: | UNIT: | DATE: |
|---|---|---|
| TENDOR PURPOSE | MILIMETER | 12.05.2022 |

This drawing is the property of HUP DESIGN and is to be used only for the purpose for which it was lent and must not be in any way detrimental to the interest of the company and is subject to return on demand

**SWATI Architecture landscape interior**
ARCHITECTS I PLANERS I ENGINEERING I INTERIOR DESIGN
282 , tulip , A block , Talpuri International colony , Bhilai , C.G. Email - swati.arch@outlook.com

CLIENT: CHHATTISGARH STATE MINOR FOREST PRODUSE

PROJECT: INCUBATION CENTER AT DEOBHOG GARIYABAND

TITLE: PULSE MILLING UNIT
TRUSS LAYOUT

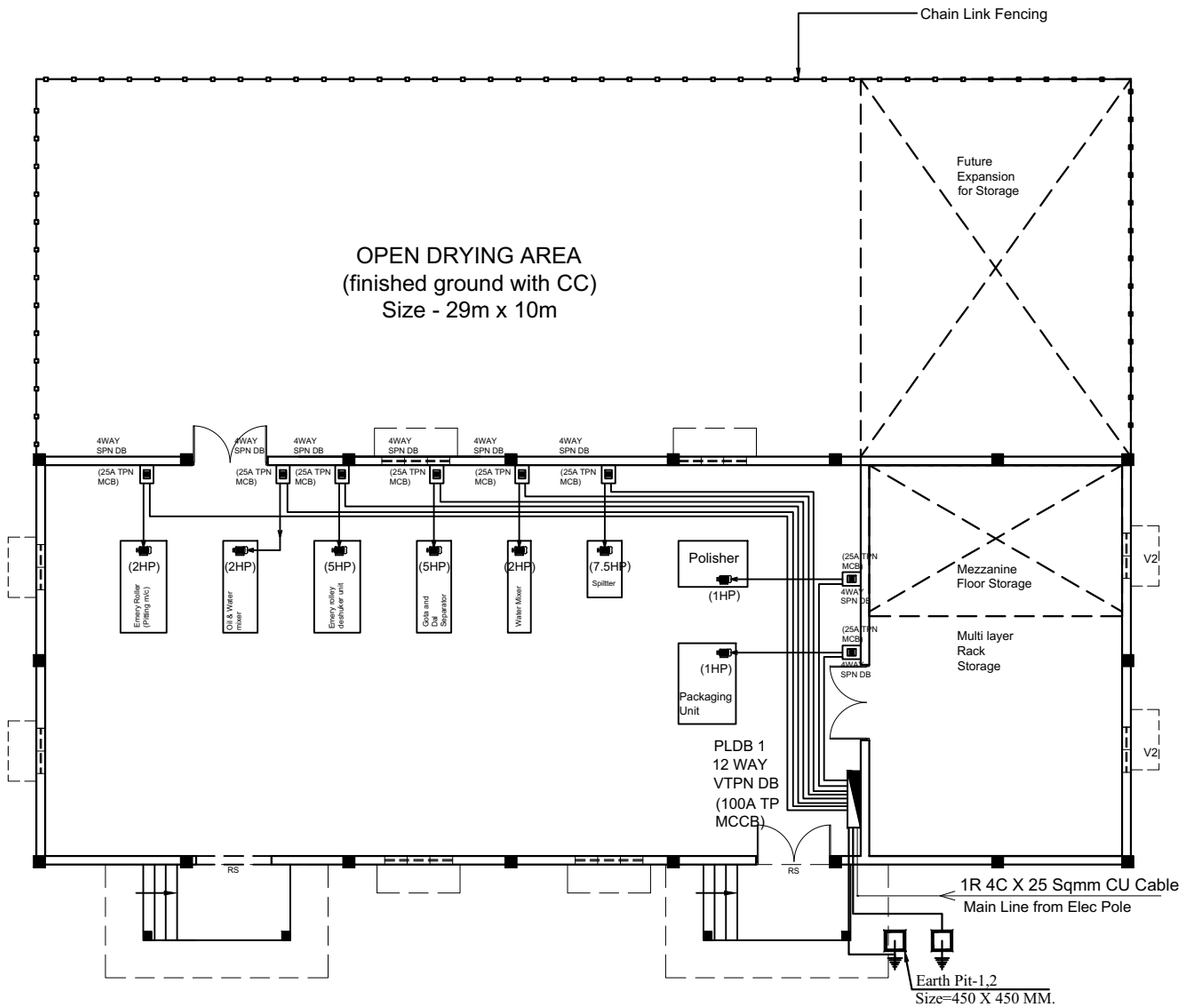


PULSE MILLING UNIT

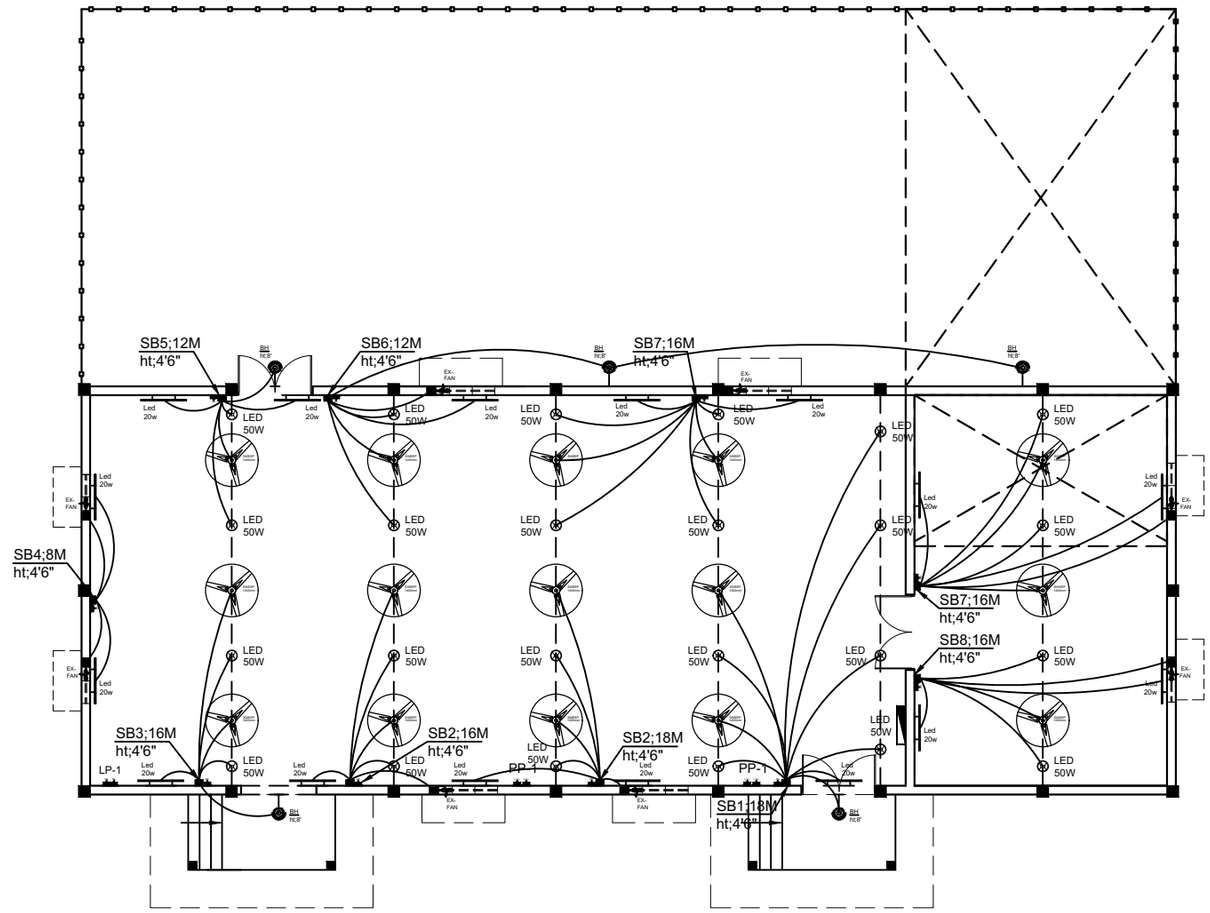


ELECTRICAL LAYOUT

| | | | |
|---|---|---|---|
| 01 | LED 50W | 50W FLOOD LIGHT (HIGH BAY) | 24 No. |
| 02 | BH HLB | WALL LIGHT | 05 No. |
| 03 | PP-1 | 16A SWITCH SOCKET | 04 No. |
| 04 | LP-1 | 6A SWITCH SOCKET | 02 No. |
| 05 | 4WAY SPN DB | 4WAY SPN DB | 08 No. |
| 06 | | PLDB 1 12 WAY VTPN DB | 01 No. |
| 07 | | 1400 mm Ceiling Fan | 15 No. |
| 08 | Led 20w | 20w Led Tube Light | 16 No. |
| 09 | Ex-FAN | 450 mm Ex Fan | 08 No. |
| 10 | LP-1 | 6A SWITCH SOCKET | 12 No. |
| 11 | SB1 | SWITCH BOARD | 08 No. |
| 12 | | 6 X 6 SQMM CU WIRE | |
| 13 | | 3 X 1.5 SQMM CU WIRE | |
| 14 | | Earth Pit-1 Size=450 X 450 MM. | 2 SET |

| MACHINE LIST | | | | |
|---|---|---|---|---|
| 1 - MINI DAL MILL - 500 -600 KG / HR , NOS - 2 | 7.5 HP | 02 | 15 HP | 6 X 6 Sqmm CU wire |
| 2 - INDUSTRIAL DOUBLE SCREW POLISHER , NOS - 1 | 2 HP | 01 | 2 HP | 6 X 6 Sqmm CU wire |
| 3 - GRAIN GRADER , 400 -500 KG / HR , NOS - 1 | 5 HP | 01 | 5 HP | 6 X 6 Sqmm CU wire |
| 4 - BUFF POLISHER , 500KG / HR , NOS 1 | 2 HP | 01 | 2 HP | 6 X 6 Sqmm CU wire |
| 5 - DESTONER , NOS 1 | 5 HP | 01 | 5 HP | 6 X 6 Sqmm CU wire |
| 6 - FOR AUTOMATIC PLANT EXTRA ELEVATOR , NOS - 10 | 0.5HP | 10 | 5 HP | 6 X 6 Sqmm CU wire |
| 7 - PACKING MACHINE , NOS 1 | 1 HP | 01 | 1 HP | 6 X 6 Sqmm CU wire |
| 8 - DIGITAL WEIGHTING MACHINE - NOS 1 | 1 HP | 01 | 1 HP | 6 X 6 Sqmm CU wire |
| 9 - HOLDING BIIN , NOS 2 | | | | |
| | | | | |
| TOTAL LOAD 3P MCCB 100A (27 KW) (70 AMP) | 36 HP | | 1R 4C 25 Sqmm Ar. CU Cable | |

| | | | | |
|---|---|---|---|---|
| DRG NO: DP0001 DRG CL 01 106 | SHEET NO: 9 OF 9 | REV. R0 | SCALE: NTS | **SWATI Architecture landscape interior** ARCHITECTS I PLANERS I ENGINEERING I INTERIOR DESIGN 282 , tulip , A block , Talpuri International colony , Bhilai , C.G. Email - swati.arch@outlook.com |
| DESIGNED: UPENDRA SINGH | DRAWN: SIMRAN SONI | CHECKED: UPENDRA SINGH | VERIFIED: ADMIN | APPROVED: ADMIN | CLIENT: CHHATTISGARH STATE MINOR FOREST PRODUSE |
| ISSUED FOR: TENDOR PURPOSE | | UNIT: MILIMETER | DATE: 12.05.2022 | PROJECT: INCUBATION CENTER AT DEOBHOG GARIYABAND |
| This drawing is the property of HUP DESIGN and is to be used only for the purpose for which it was lent and must not be in any way detrimental to the interest of the company and is subject to return on demand | | | | TITLE: PULSE MILLING UNIT ELECTRICAL LAYOUT |

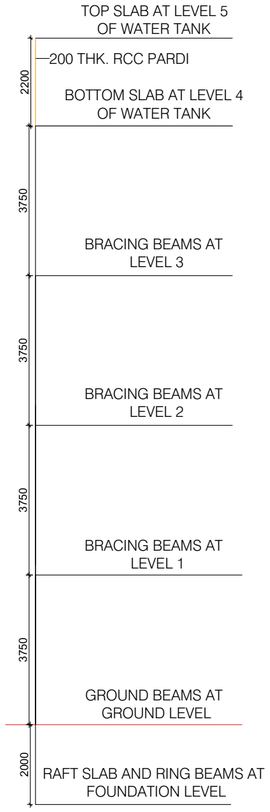


CROSSECTIONAL PLAN AT DIFFERENT LVL.

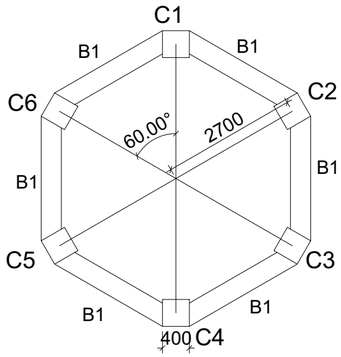


TYPICAL STRAIGHT BEAM , COLUMN PLAN
@ 1,2,3 LEVEL

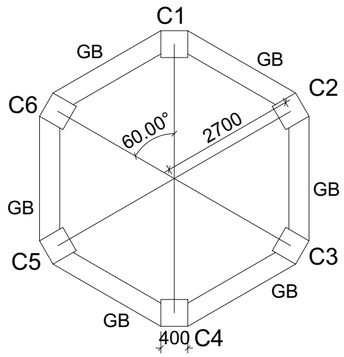


TYPICAL STRAIGHT BEAM , COLUMN PLAN
@ GROUND LEVEL

| BEAM | BEAM SIZE | BOTTOM REINFORCEMENT | | TOP REINFORCEMENT | | | STIRUPS | | | REMARKS |
|---|---|---|---|---|---|---|---|---|---|---|
| | | BOTTOM STRAIGHT | CURTAIL | TOP STRAIGHT | LEFT EXTRA | RIGHT EXTRA | LEFT | RIGHT | CENTER | |
| B1 | 300X450 | 3-T20 | - | 3-T20 | - | - | T8 @100C/C | T8 @100C/C | T8 @150C/C | STRAIGHT BEAM , BRACING AT LEVEL 1,2,3 ONLY |
| GB | 300X450 | 3-T16 | - | 3-T16 | - | - | T8 @150C/C | T8 @150C/C | T8 @150C/C | STRAIGHT GROUND BEAM |

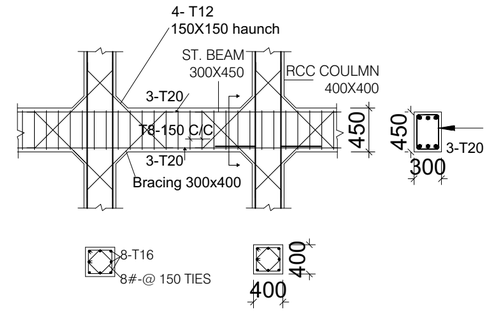


LONGITUDINAL SECTION OF BEAM (B1)
@1,2 LEVEL

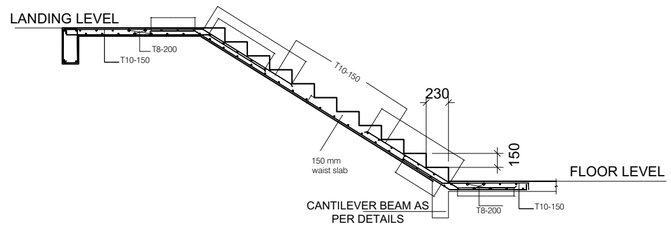


TYPICAL SECTION AT 1-1'

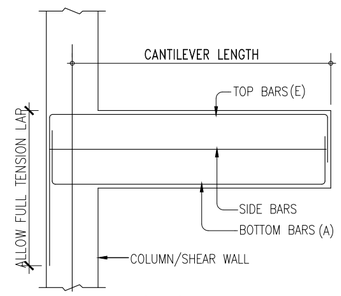


TYPICAL CANTILEVER BEAM DETAIL

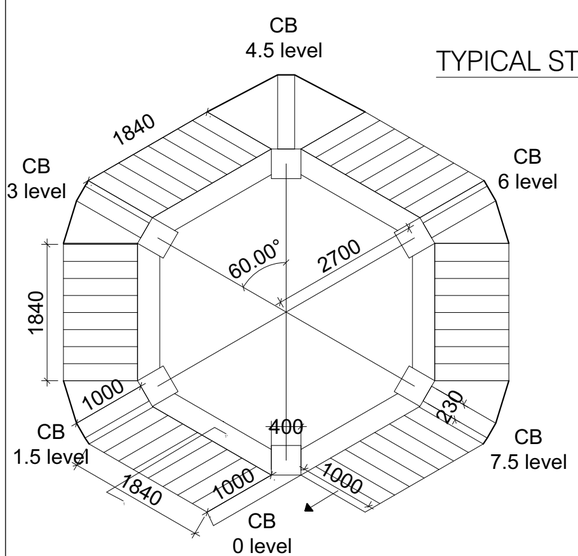


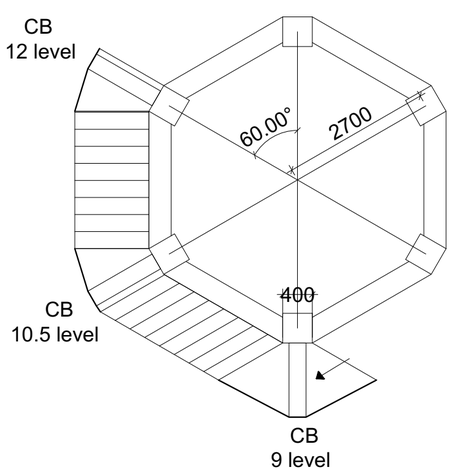


TYPICAL CANTILEVER BEAM, LANDING SLAB
AND STAIR @ DIFFERENT LEVELS

| BEAM | BEAM SIZE | BOTTOM REINFORCEMENT | | TOP REINFORCEMENT | | | STIRUPS | | | REMARKS |
|---|---|---|---|---|---|---|---|---|---|---|
| | | BOTTOM STRAIGHT | CURTAIL | TOP STRAIGHT | LEFT EXTRA | RIGHT EXTRA | LEFT | RIGHT | CENTER | |
| CB | 230X375 | 2-T12 | - | 2-T16 | - | - | T8 @150C/C | T8 @150C/C | T8 @150C/C | CANTILEVER BEAM including SLAB THK. |

GENERAL NOTES

NOTES-

1. USE M-20 (1:1.5:3) GRADE OF CONC.AS/ IS 456-2000
2. USE - FE 500 GRADE OF REINF. AS/ IS-1786/TMT BARS
3. PROVIDE CLEAR COVER TO MAIN REINF.

FOUNDATION- 50MM
COLUMN - 40MM
BEAM - 25MM
SLAB - 15MM OR DIA OF BAR, WHICHEVER IS MORE,
R.C.C. WALL - 25MM

4.TIES SHOULD BE BEND INSIDE WITH 10# LENGTH IN BEAM & COLUMN

5.FOLLOW - IS-456-2000 FOR R.C.C. WORK

6.STRIPPING TIME FOR SHUTTERING / FORMWORK UNDER NORMAL CONDITION.

| TYPE OF WORK | MINIMUM PERIOD BEFORE STRIKING FORM WORK |
|---|---|
| a) VERTICAL FORMWORK TO COLUMN, WALLS, BEAM | 16-24 HOUR |
| b) SOFFITS FORMWORK TO SLABS ( PROPS TO BE REFIXED- - IMMEDIATELY AFTER REMOVAL OF FORMWORK) | 3 DAYS |
| c) SOFFIT FORMWORK TO BEAMS ( PROPS TO BE REFIXED IMMEDIATELY AFTER REMOVAL OF FORMWORK ) | 7DAYS |
| d) PROPS TO SLABS: | |
| 1) SPANNING UP TO 4.5M | 7DAYS |
| 2) SPANNING OVER 4.5M | 14 DAYS |
| e) PROPS TO BEAMS & ARCHES: | |
| 1) SPANNING UP TO 6M | 14DAYS |
| 2) SPANNING OVER 6M | 21DAYS |

7. CURING FOR R.C.C. MEMBER MINIMUM 14 DAYS CONTINOUSELY PREFERABLE - 28 DAYS.
8. START EARLY CURING TO AVOID SRINKAGE CRACKS, WHEN CONCRETE APPEARS TO HARDEN.
9) PROVIDE FOLLOWING SLUMP IN CONCRETE GEN- -ERALLY.

| | |
|---|---|
| a) SHALLOW SECTIONS, PAVMENTS, MASS CONC. LIGTH REINFORCEMENT SECTION IN SLAB, BEAM, WALL, COLUMN | 25-75 |
| b) HEAVILY REINFORCEMENT SECTION IN SLAB | 50-100 |
| c) HEAVILY REINFORCEMENT SECTION IN BEAMS, WALLS, COLUMNS SLIPFORM, OR PUMPED CONC. | 75-100 |
| d) TRENCH FILL, PILLING, PUMPED CONC. | 100-150 |

10) PROVIDE LAP/ DEVELOPEMENT LENGTH IN REINFORCEMENT BARS GRADE OF CONC.

M20- 47Ø
M25-41Ø
M30-38Ø

11) REFER RELEVANT DRG. WITH THIS DRG.

| DRG NO: | SHEET NO: | REV. | SCALE: |
|---|---|---|---|
| DP0001 DRG CL 01 801 | 1 OF 3 | R0 | NTS |

| DESIGNED: | DRAWN: | CHECKED: | VERIFIED: | APPROVED: |
|---|---|---|---|---|
| UPENDRA SINGH | SIMRAN SONI | UPENDRA SINGH | ADMIN | ADMIN |

| ISSUED FOR: | UNIT: | DATE: |
|---|---|---|
| TENDOR PURPOSE | MILIMETER | 12.05.2022 |

This drawing is the property of HUP DESIGN and is to be used only for the purpose for which it was lent and must not be in any way detrimental to the interest of the company and is subject to return on demand

**SWATI Architecture landscape interior**
ARCHITECTS I PLANERS I ENGINEERING I INTERIOR DESIGN
282 , tulip , A block , Talpuri International colony , Bhilai , C.G. Email - swati.arch@outlook.com

CLIENT: CHHATTISGARH STATE MINOR FOREST PRODUSE

PROJECT: INCUBATION CENTER AT DEOBHOG GARIYABAND

TITLE: OVER HEAD WATER TANK

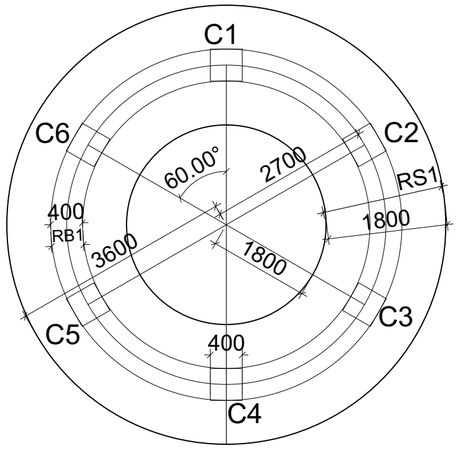


TYPICAL RAFT SLAB, RING BEAM, COLUMN PLAN
@ FOUNDATION LEVEL

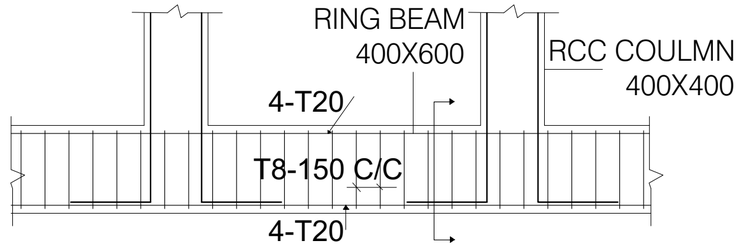


LONGITUDINAL SECTION OF RING BEAM
@FOUNDATION LEVEL

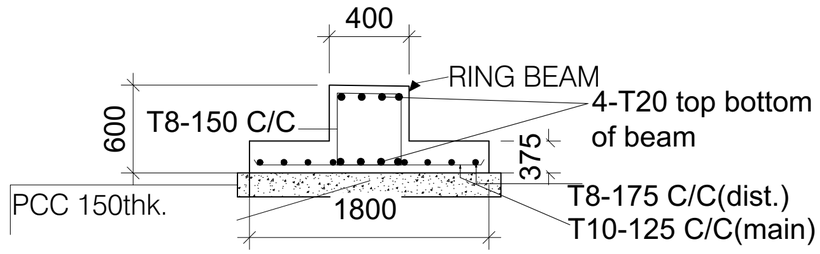


SECTION @ X-X @ FOUNDATION LEVEL

| S.NO | COLUMN TYPE | GROUND FLOOR | FIRST FLOOR | SECOND FLOOR | THIRD FLOOR |
|---|---|---|---|---|---|
| 1. | C1 TO C6 | 400 / 400 — 8-T16 8#-@ 150 TIES | 400 / 400 — 8-T16 8#-@ 150 TIES | 400 / 400 — 8-T16 8#-@ 150 TIES | 400 / 400 — 8-T16 8#-@ 150 TIES |

| Footing | Column | PCC Size | Footing Size | Column size | Total | Column | Stirups |
|---|---|---|---|---|---|---|---|
| | Nos | | | | Depth mm | Steel | |
| RS1 | C1,C2,C3, C4,C5,C6 | 1800 WIDE CIRCULAR | 1500 WIDE CIRCULAR | 400x400 mm | 375 | 8-T16 | T8 - 150 c/c |

| BEAM | BEAM SIZE | BOTTOM REINFORCEMENT | | TOP REINFORCEMENT | | | STIRUPS | | | REMARKS |
|---|---|---|---|---|---|---|---|---|---|---|
| | | THROUGHTOUT | CURTAIL | TOP FULL | LEFT | RIGHT | LEFT | RIGHT | CENTER | |
| RB1 | 400X600 | 4-T20 | - | 4-T20 | - | - | T8 @150C/C | T8 @150C/C | T8 @150C/C | FOUNDATION RING BEAM |

GENERAL NOTES

NOTES-

1. USE M-20 (1:1.5:3) GRADE OF CONC.AS/ IS 456-2000
2. USE - FE 500 GRADE OF REINF. AS/ IS-1786/TMT BARS
3. PROVIDE CLEAR COVER TO MAIN REINF.

FOUNDATION- 50MM
COLUMN - 40MM
BEAM - 25MM
SLAB - 15MM OR DIA OF BAR, WHICHEVER IS MORE,
R.C.C. WALL - 25MM

4.TIES SHOULD BE BEND INSIDE WITH 10# LENGTH IN BEAM & COLUMN

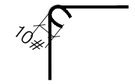


5.FOLLOW - IS-456-2000 FOR R.C.C. WORK

6.STRIPPING TIME FOR SHUTTERING / FORMWORK UNDER NORMAL CONDITION.

| TYPE OF WORK | MINIMUM PERIOD BEFORE STRIKING FORM WORK |
|---|---|
| a) VERTICAL FORMWORK TO COLUMN, WALLS, BEAM | 16-24 HOUR |
| b) SOFFITS FORMWORK TO SLABS ( PROPS TO BE REFIXED- - IMMEDIATELY AFTER REMOVAL OF FORMWORK) | 3 DAYS |
| c) SOFFIT FORMWORK TO BEAMS ( PROPS TO BE REFIXED IMMEDIATELY AFTER REMOVAL OF FORMWORK ) | 7DAYS |
| d) PROPS TO SLABS: | |
| 1) SPANNING UP TO 4.5M | 7DAYS |
| 2) SPANNING OVER 4.5M | 14 DAYS |
| e) PROPS TO BEAMS & ARCHES: | |
| 1) SPANNING UP TO 6M | 14DAYS |
| 2) SPANNING OVER 6M | 21DAYS |

7. CURING FOR R.C.C. MEMBER MINIMUM 14 DAYS CONTINOUSELY PREFERABLE - 28 DAYS.
8. START EARLY CURING TO AVOID SRINKAGE CRACKS, WHEN CONCRETE APPEARS TO HARDEN.
9) PROVIDE FOLLOWING SLUMP IN CONCRETE GEN- -ERALLY.

| | |
|---|---|
| a) SHALLOW SECTIONS, PAVMENTS, MASS CONC. LIGTH REINFORCEMENT SECTION IN SLAB, BEAM, WALL, COLUMN | 25-75 |
| b) HEAVILY REINFORCEMENT SECTION IN SLAB | 50-100 |
| c) HEAVILY REINFORCEMENT SECTION IN BEAMS, WALLS, COLUMNS SLIPFORM, OR PUMPED CONC. | 75-100 |
| d) TRENCH FILL, PILLING, PUMPED CONC. | 100-150 |

10) PROVIDE LAP/ DEVELOPEMENT LENGTH IN REINFORCEMENT BARS GRADE OF CONC.

M20- 47Ø
M25-41Ø
M30-38Ø

11) REFER RELEVANT DRG. WITH THIS DRG.

| DRG NO: | SHEET NO: | REV. | SCALE: |
|---|---|---|---|
| DP0001 DRG CL 01 801 | 2 OF 3 | R0 | NTS |

| DESIGNED: | DRAWN: | CHECKED: | VERIFIED: | APPROVED: |
|---|---|---|---|---|
| UPENDRA SINGH | SIMRAN SONI | UPENDRA SINGH | ADMIN | ADMIN |

| ISSUED FOR: | UNIT: | DATE: |
|---|---|---|
| TENDOR PURPOSE | MILIMETER | 12.05.2022 |

This drawing is the property of HUP DESIGN and is to be used only for the purpose for which it was lent and must not be in any way detrimental to the interest of the company and is subject to return on demand

**SWATI Architecture landscape interior**
ARCHITECTS I PLANERS I ENGINEERING I INTERIOR DESIGN
282 , tulip , A block , Talpuri International colony , Bhilai , C.G. Email - swati.arch@outlook.com

CLIENT: CHHATTISGARH STATE MINOR FOREST PRODUSE

PROJECT: INCUBATION CENTER AT DEOBHOG GARIYABAND

TITLE: OVER HEAD WATER TANK

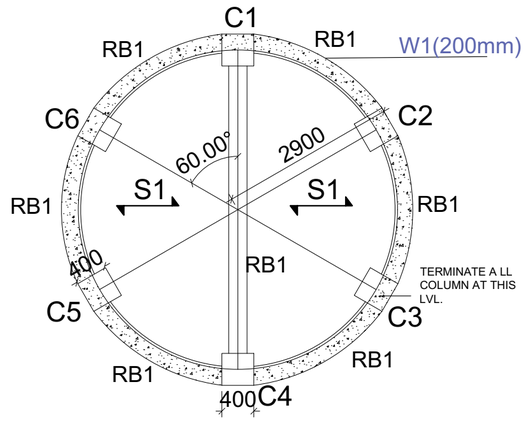


RING BEAM+PARDI SLAB PLAN @ FOURTH LEVEL

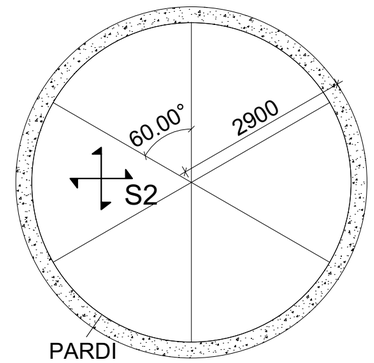


PARDI SLAB PLAN @ 5TH LEVEL

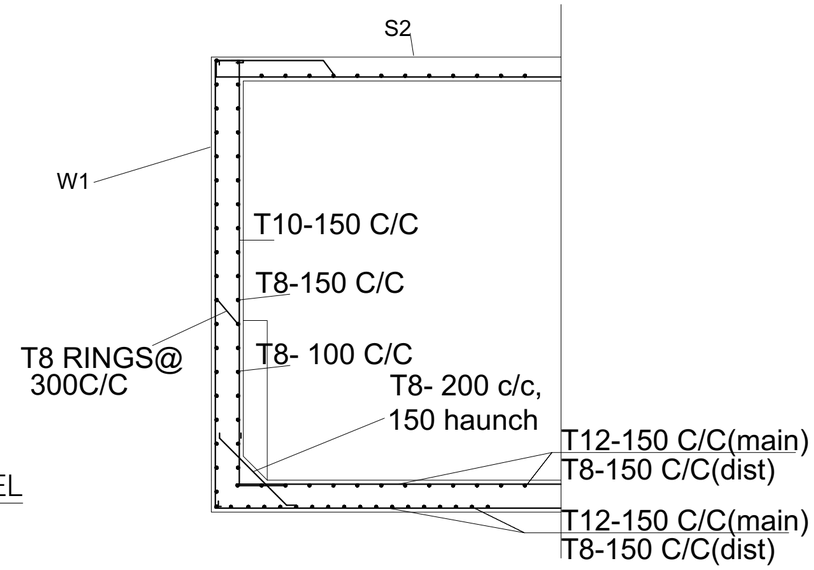


TYPICAL SECTION OF WATER TANK

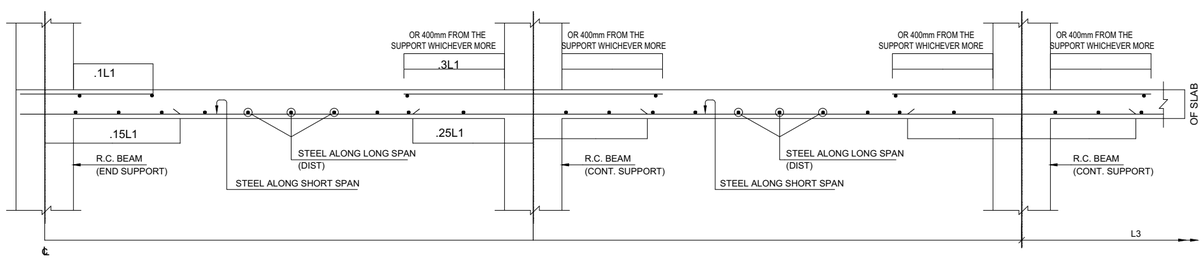


TYPICAL SECTION OF SLAB

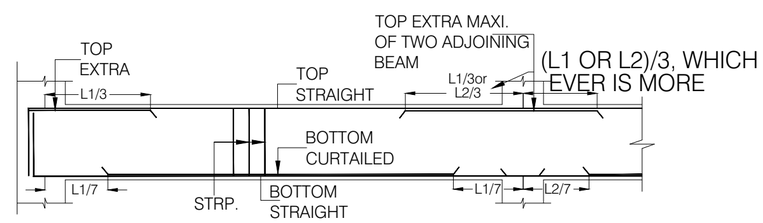


TYP. BEAM SECTION DETAIL

| BEAM | BEAM SIZE | BOTTOM REINFORCEMENT | | TOP REINFORCEMENT | | | STIRUPS | | | REMARKS |
|---|---|---|---|---|---|---|---|---|---|---|
| | | BOTTOM STRAIGHT | CURTAIL | TOP STRAIGHT | LEFT EXTRA | RIGHT EXTRA | LEFT | RIGHT | CENTER | |
| RB1 | 230X600 | 3-T20 | 2-T16 | 3-T16 | 2-T16 | 2-T16 | T8 @125C/C | T8 @125C/C | T8 @150C/C | SLAB THK. INCLUDED |

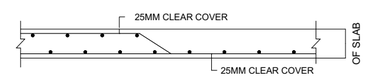


STANDARD DETAIL OF CLEAR COVER FOR SLAB STEEL

GENERAL NOTES

NOTES-

1. USE M-20 (1:1.5:3) GRADE OF CONC.AS/ IS 456-2000
2. USE - FE 500 GRADE OF REINF. AS/ IS-1786/TMT BARS
3. PROVIDE CLEAR COVER TO MAIN REINF.

FOUNDATION- 50MM
COLUMN - 40MM
BEAM - 25MM
SLAB - 15MM OR DIA OF BAR, WHICHEVER IS MORE,
R.C.C. WALL - 25MM

4.TIES SHOULD BE BEND INSIDE WITH 10# LENGTH IN BEAM & COLUMN

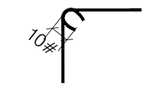


5.FOLLOW - IS-456-2000 FOR R.C.C. WORK

6.STRIPPING TIME FOR SHUTTERING / FORMWORK UNDER NORMAL CONDITION.

| TYPE OF WORK | MINIMUM PERIOD BEFORE STRIKING FORM WORK |
|---|---|
| a) VERTICAL FORMWORK TO COLUMN, WALLS, BEAM | 16-24 HOUR |
| b) SOFFITS FORMWORK TO SLABS ( PROPS TO BE REFIXED- - IMMEDIATELY AFTER REMOVAL OF FORMWORK) | 3 DAYS |
| c) SOFFIT FORMWORK TO BEAMS ( PROPS TO BE REFIXED IMMEDIATELY AFTER REMOVAL OF FORMWORK ) | 7DAYS |
| d) PROPS TO SLABS: | |
| 1) SPANNING UP TO 4.5M | 7DAYS |
| 2) SPANNING OVER 4.5M | 14 DAYS |
| e) PROPS TO BEAMS & ARCHES: | |
| 1) SPANNING UP TO 6M | 14DAYS |
| 2) SPANNING OVER 6M | 21DAYS |

7. CURING FOR R.C.C. MEMBER MINIMUM 14 DAYS CONTINOUSELY PREFERABLE - 28 DAYS.
8. START EARLY CURING TO AVOID SRINKAGE CRACKS, WHEN CONCRETE APPEARS TO HARDEN.
9) PROVIDE FOLLOWING SLUMP IN CONCRETE GEN- -ERALLY.

| | |
|---|---|
| a) SHALLOW SECTIONS, PAVMENTS, MASS CONC. LIGTH REINFORCEMENT SECTION IN SLAB, BEAM, WALL, COLUMN | 25-75 |
| b) HEAVILY REINFORCEMENT SECTION IN SLAB | 50-100 |
| c) HEAVILY REINFORCEMENT SECTION IN BEAMS, WALLS, COLUMNS SLIPFORM, OR PUMPED CONC. | 75-100 |
| d) TRENCH FILL, PILLING, PUMPED CONC. | 100-150 |

10) PROVIDE LAP/ DEVELOPEMENT LENGTH IN REINFORCEMENT BARS GRADE OF CONC.

M20- 47Ø
M25-41Ø
M30-38Ø

11) REFER RELEVANT DRG. WITH THIS DRG.

| SLAB NAME | THICKNESS (mm) | SLAB REINFORCEMENT BOTTOM | | SLAB REINFORCEMENT TOP | | remarks |
|---|---|---|---|---|---|---|
| | | Main Steel | Other Steel | Main Steel | Other Steel | |
| S1 | 200 Thk. one Way | T12 @ 150 c/c | T8 @ 150 c/c | T10 @ 150 c/c | T8 @ 150 c/c | provide 2 layer |
| S2 | 150 Thk. 2 WAY | T10 @ 100 c/c | T10 @ 100 c/c | | | ALTERNATE BENTUP |
| PARDI | W1( 200mm Thk. ) | T10 @ 150 c/c | T8 @ 100,150 c/c | T10 @ 150 c/c | T8 @ 100,150 c/c | VERTICAL IS MAIN STEEL |

| | | | | |
|---|---|---|---|---|
| DRG NO: DP0001 DRG CL 01 801 | SHEET NO: 3 OF 3 | REV. R0 | SCALE: NTS | |
| DESIGNED: UPENDRA SINGH | DRAWN: SIMRAN SONI | CHECKED: UPENDRA SINGH | VERIFIED: ADMIN | APPROVED: ADMIN |
| ISSUED FOR: TENDOR PURPOSE | | UNIT: MILIMETER | DATE: 12.05.2022 | |

This drawing is the property of HUP DESIGN and is to be used only for the purpose for which it was lent and must not be in any way detrimental to the interest of the company and is subject to return on demand

**SWATI Architecture landscape interior**
ARCHITECTS I PLANERS I ENGINEERING I INTERIOR DESIGN
282 , tulip , A block , Talpuri International colony , Bhilai , C.G. Email - swati.arch@outlook.com

CLIENT: CHHATTISGARH STATE MINOR FOREST PRODUSE

PROJECT: INCUBATION CENTER AT DEOBHOG GARIYABAND

TITLE: OVER HEAD WATER TANK

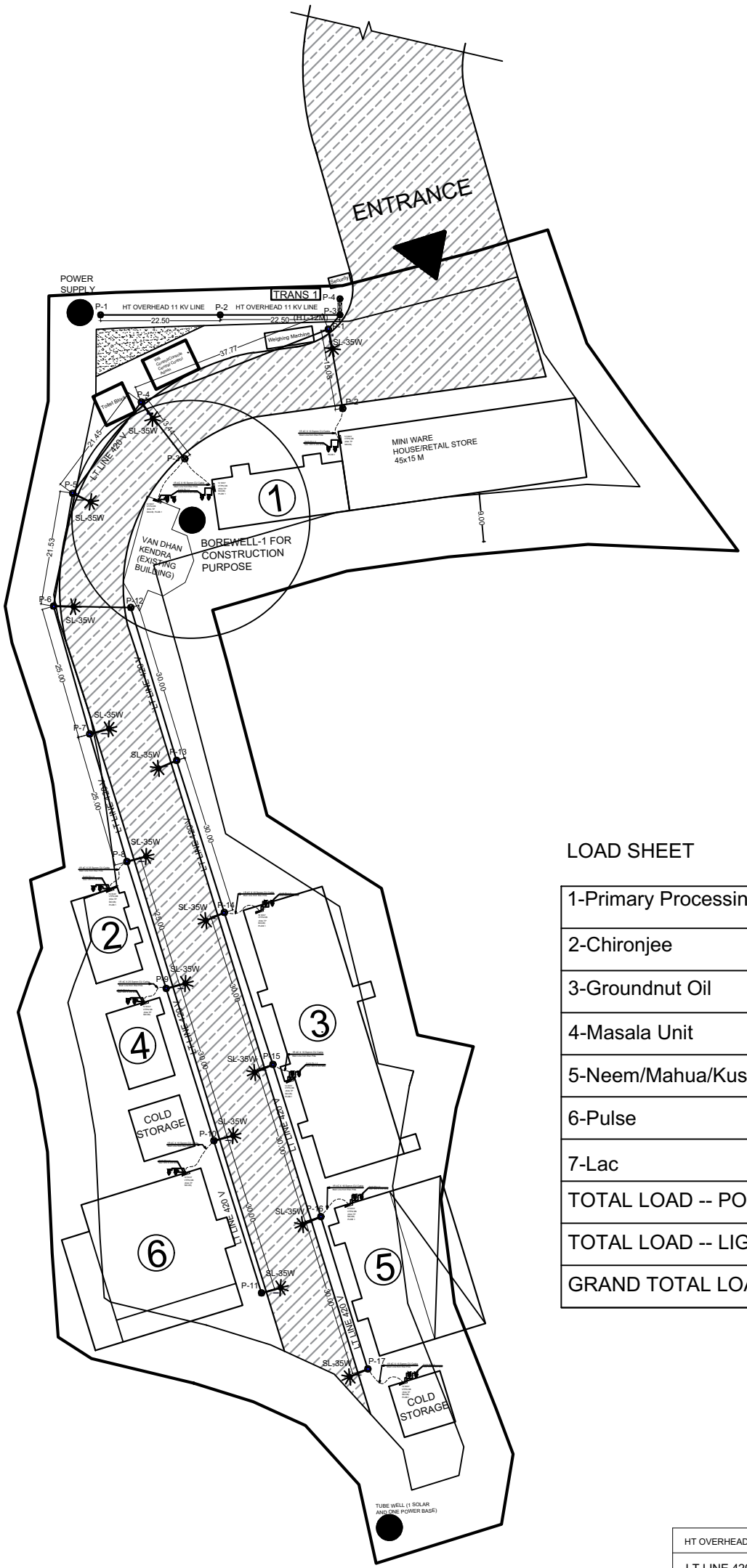


## LOAD SHEET

| | |
|---|---|
| 1-Primary Processing Unit | 1R 4C 16 Sqmm Ar. CU Cable<br>3P MCCB 100A (17 KW) 22 HP (40 AMP) |
| 2-Chironjee | 1R 4C 25 Sqmm Ar. CU Cable<br>3P MCCB 125A (32 KW) 43 HP (83 AMP) |
| 3-Groundnut Oil | 1R 4C 50 Sqmm Ar. CU Cable<br>3P MCCB 160A (53 KW) 71 HP (138 AMP) |
| 4-Masala Unit | 1R 4C 25 Sqmm Ar. CU Cable<br>3P MCCB 125A (25 KW) 33 HP (64 AMP) |
| 5-Neem/Mahua/Kusum Oil | 1R 4C 50 Sqmm Ar. CU Cable<br>3P MCCB 160A (50 KW) 66 HP (128 AMP) |
| 6-Pulse | 1R 4C 25 Sqmm Ar. CU Cable<br>3P MCCB 100A (27 KW) 36 HP (70 AMP) |
| 7-Lac | 1R 4C 16 Sqmm Ar. CU Cable<br>3P MCCB 100A (15 KW) 20 HP (40 AMP) |
| TOTAL LOAD -- POWER | (219 KW) |
| TOTAL LOAD -- LIGHT & FAN | (20 KW) |
| GRAND TOTAL LOAD | (239 KW) (300 KVA) |

## ELECTRICAL SYMBOLS LIST

| | | |
|---|---|---|
| HT OVERHEAD 11 KV LINE | | 50 MTR |
| LT LINE 420 V | | 400 MTR |
| SERVICE CABLE | | 100 MTR |
| | STREET LIGHT 35W | 14 NO. |
| LT-7.5M P-1 | LT LINE POLE 7.5 MTR. HEIGHT | 17 NO. |
| HT-12M P-15 | HT LINE POLE 12 MTR. HEIGHT | 04 NO. |
| TRANSFORMER POLE MOUNTED TYPE | TR Pole Mounted Sub Station 11/.433 KV Oil Immersed Transformer 315 KVA Capecity | |

| | | | | |
|---|---|---|---|---|
| DRG NO: DP0001 DRG CL 01 100 | | SHEET NO: 2 OF 2 | REV. R0 | SCALE: NTS |
| DESIGNED: UPENDRA SINGH | DRAWN: SIMRAN SONI | CHECKED: UPENDRA SINGH | VERIFIED: ADMIN | APPROVED: ADMIN |
| ISSUED FOR: TENDOR PURPOSE | | | UNIT: MILIMETER | DATE: 12.05.2022 |

**SWATI Architecture landscape interior**
ARCHITECTS I PLANERS I ENGINEERING I INTERIOR DESIGN
282 , tulip , A block , Talpuri International colony , Bhilai , C.G. Email - swati.arch@outlook.com

CLIENT: CHHATTISGARH STATE MINOR FOREST PRODUSE

PROJECT: INCUBATION CENTER AT DEOBHOG GARIYABAND

TITLE: MASTER PLAN ELECTRICAL LAYOUT

This drawing is the property of HUP DESIGN and is to be used only for the purpose for which it was lent and must not be in any way detrimental to the interest of the company and is subject to return on demand




PLAN OF WAREHOUSE

**LIST OF DRAWING**
**WARE HOUSE**
**DP0001 DRG CL 01 108**

1 - PLAN LAYOUT
2 - SECTION / ELEVATION
3 - COLUMN LAYOUT
4 - FOOTING LAYOUT
5 - GROUND BEAM LAYOUT
6 - BEAM LAYOUT( 2.5 M ABOVE )
7 - BEAM LAYOUT ( 4.5 M ABOVE )
8 - TRUSS DETAIL
9 - ELECTRICAL LAYOUT

OPENING SCHEDULE

| NAME | SAYMBOL |
|---|---|
| WINDOW | - W1 |
| VENTILATOR | - V1 |
| ROLLING SHUTTER | - R1 |
| DOOR | - D1 |

| SN | SAYMBOL | NOS | SIZE |
|---|---|---|---|
| 01 | W1 | 07 | 1.8M X 1.5M |
| 02 | V1 | 07 | 1.8 M X 1 M |
| 03 | R1 | 04 | 2.5M X 2.4 M |

| DRG NO: | SHEET NO: | REV. | SCALE: |
|---|---|---|---|
| DP0001 DRG CL 01 108 | 1 OF 9 | R0 | NTS |

| DESIGNED: | DRAWN: | CHECKED: | VERIFIED: | APPROVED: |
|---|---|---|---|---|
| UPENDRA SINGH | SIMRAN SONI | UPENDRA SINGH | ADMIN | ADMIN |

| ISSUED FOR: | UNIT: | DATE: |
|---|---|---|
| TENDOR PURPOSE | MILIMETER | 12.05.2022 |

This drawing is the property of HUP DESIGN and is to be used only for the purpose for which it was lent and must not be in any way detrimental to the interest of the company and is subject to return on demand

**SWATI Architecture landscape interior**
ARCHITECTS I PLANERS I ENGINEERING I INTERIOR DESIGN
282 , tulip , A block , Talpuri International colony , Bhilai , C.G. Email - swati.arch@outlook.com

CLIENT: CHHATTISGARH STATE MINOR FOREST PRODUSE

PROJECT: INCUBATION CENTER AT DEOBHOG GARIYABAND

TITLE: WAREHOUSE UNIT
PLAN LAYOUT

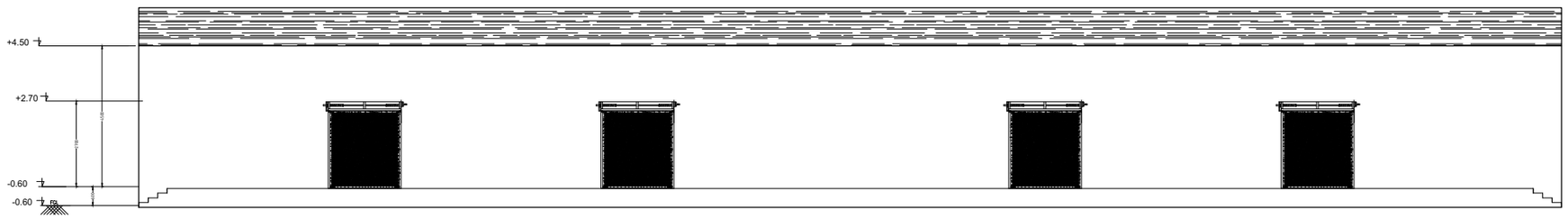


FRONT ELEVATION .

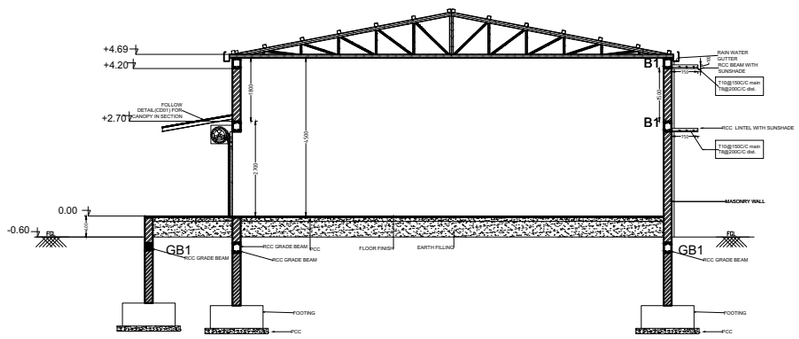


SECTION YY'.

| DRG NO: | | SHEET NO: | REV. | SCALE: |
|---|---|---|---|---|
| DP0001 DRG CL 01 108 | | 2 OF 9 | R0 | NTS |
| DESIGNED: | DRAWN: | CHECKED: | VERIFIED: | APPROVED: |
| UPENDRA SINGH | SIMRAN SONI | UPENDRA SINGH | ADMIN | ADMIN |
| ISSUED FOR: | | | UNIT: | DATE: |
| TENDOR PURPOSE | | | MILIMETER | 12.05.2022 |

This drawing is the property of HUP DESIGN and is to be used only for the purpose for which it was lent and must not be in any way detrimental to the interest of the company and is subject to return on demand

**SWATI Architecture landscape interior**
ARCHITECTS I PLANERS I ENGINEERING I INTERIOR DESIGN
282 , tulip , A block , Talpuri International colony , Bhilai , C.G. Email - swati.arch@outlook.com

CLIENT: CHHATTISGARH STATE MINOR FOREST PRODUSE

PROJECT: INCUBATION CENTER AT DEOBHOG GARIYABAND

TITLE: WAREHOUSE UNIT
SECTION / ELEVATION

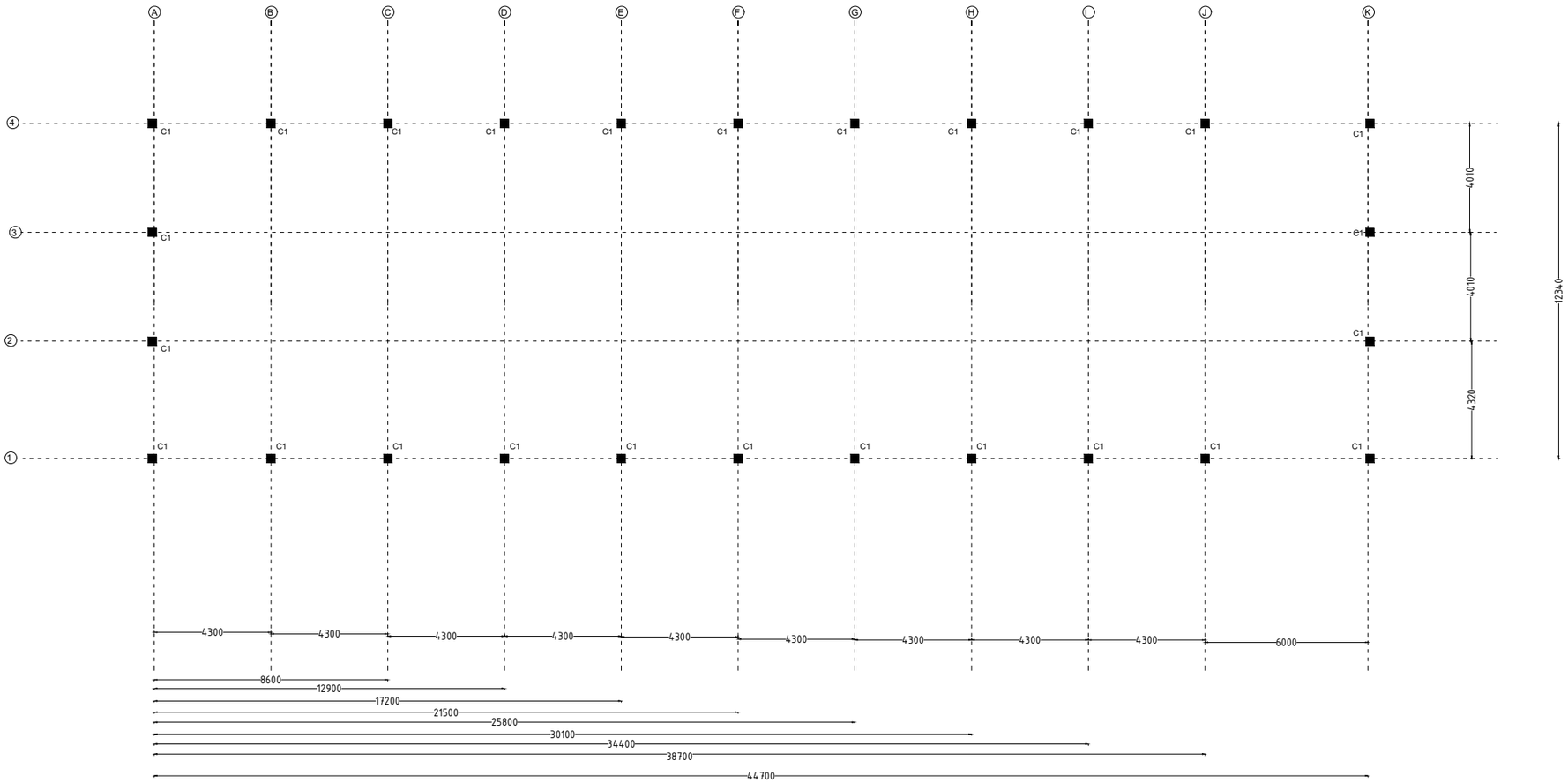


COLUMN LAYOUT

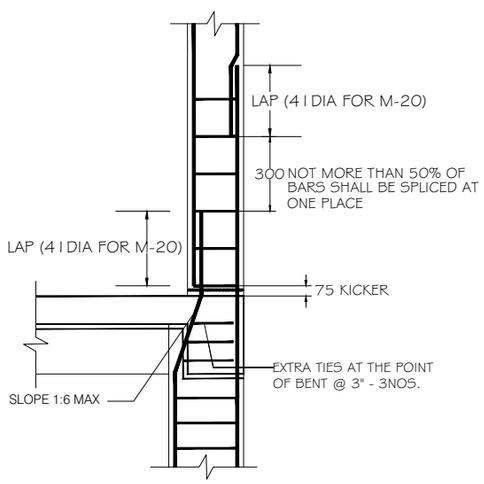


COLUMN DETAIL

TYPICAL COLUMN DETAIL'S

| COLUMN NAME | Pile/col detail | STIRRUPS | REMARKS |
|---|---|---|---|
| C1 | 300 / 300 — 8-T12, T8@ 200 c/c, 2-Tie | | FOUNDATION TO TERRACE |
| C1 | 230 / 230 — 4-T12, T8@ 200 c/c, 1-Tie | | TERMINATE AT GROUND LVL |

GENERAL NOTES

NOTES-

1. USE - M 20 GRADE OF CONC. AS/IS 426-5000
2. USE - FE 500 GRADE OF REINF. BY CLIENT
3. PROVIDE CLEAR COVER TO MAIN REINF.

FOUNDATION- 50MM
COLUMN - 40MM
BEAM - 25MM
SLAB - 20MM OR DIA OF BAR, WHICHEVER IS MORE,
R.C.C. WALL - 25MM

4.TIES SHOULD BE BEND INSIDE WITH 10# LENGTH IN BEAM & COLUMN

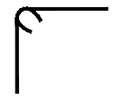

5.FOLLOW - IS-456-2000 FOR R.C.C. WORK

6.STRIPPING TIME FOR SHUTTERING / FORMWORK UNDER NORMAL CONDITION.

| TYPE OF WORK | MINIMUM PERIOD BEFORE STRIKING FORM WORK |
|---|---|
| a) VERTICAL FORMWORK TO COLUMN, WALLS, BEAM | 16-24 HOUR |
| b) SOFFITS FORMWORK TO SLABS ( PROPS TO BE REFIXED- - IMMEDIATELY AFTER REMOVAL OF FORMWORK) | 3 DAYS |
| c) SOFFIT FORMWORK TO BEAMS ( PROPS TO BE REFIXED IMMEDIATELY AFTER REMOVAL OF FORMWORK ) | 7DAYS |
| d) PROPS TO SLABS: | |
| 1) SPANNING UP TO 4.5M | 7DAYS |
| 2) SPANNING OVER 4.5M | 14 DAYS |
| e) PROPS TO BEAMS & ARCHES: | |
| 1) SPANNING UP TO 6M | 14DAYS |
| 2) SPANNING OVER 6M | 21DAYS |

7. CURING FOR R.C.C. MEMBER MINIMUM 14 DAYS CONTINOUSELY PREFERABLE - 28 DAYS.
8. START EARLY CURING TO AVOID SRINKAGE CRACKS, WHEN CONCRETE APPEARS TO HARDEN.
9) PROVIDE FOLLOWING SLUMP IN CONCRETE GEN- -ERALLY.

| | |
|---|---|
| a) SHALLOW SECTIONS, PAVMENTS, MASS CONC. LIGTH REINFORCEMENT SECTION IN SLAB, BEAM, WALL, COLUMN | 25-75 |
| b) HEAVILY REINFORCEMENT SECTION IN SLAB | 50-100 |
| c) HEAVILY REINFORCEMENT SECTION IN BEAMS, WALLS, COLUMNS SLIPFORM, OR PUMPED CONC. | 75-100 |
| d) TRENCH FILL, PILLING, PUMPED CONC. | 100-150 |

10) PROVIDE LAP/ DEVELOPEMENT LENGTH IN REINFORCEMENT BARS GRADE OF CONC.
M20- 47Ø
M25-41Ø
M30-38Ø
11) REFER RELEVANT DRG. WITH THIS DRG.
12) AVOID CORE CUTING.

| DRG NO: | SHEET NO: | REV. | SCALE: |
|---|---|---|---|
| DP0001 DRG CL 01 108 | 3 OF 9 | R0 | NTS |

| DESIGNED: | DRAWN: | CHECKED: | VERIFIED: | APPROVED: |
|---|---|---|---|---|
| UPENDRA SINGH | SIMRAN SONI | UPENDRA SINGH | ADMIN | ADMIN |

| ISSUED FOR: | UNIT: | DATE: |
|---|---|---|
| TENDOR PURPOSE | MILIMETER | 12.05.2022 |

This drawing is the property of HUP DESIGN and is to be used only for the purpose for which it was lent and must not be in any way detrimental to the interest of the company and is subject to return on demand

**SWATI Architecture landscape interior**
ARCHITECTS I PLANERS I ENGINEERING I INTERIOR DESIGN
282 , tulip , A block , Talpuri International colony , Bhilai , C.G. Email - swati.arch@outlook.com

CLIENT: CHHATTISGARH STATE MINOR FOREST PRODUSE

PROJECT: INCUBATION CENTER AT DEOBHOG GARIYABAND

TITLE: WAREHOUSE UNIT COLUMN LAYOUT

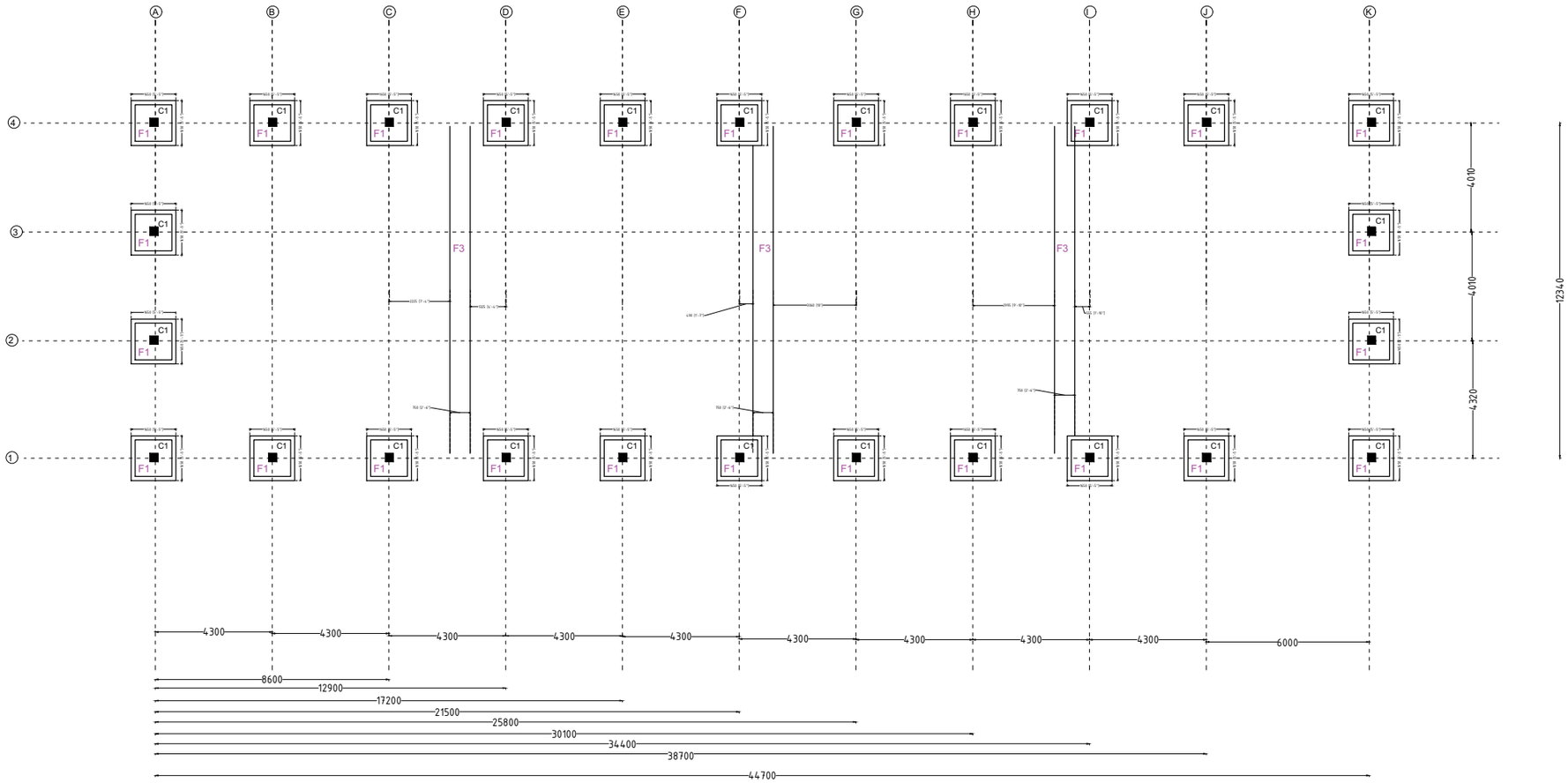


FOOTING LAYOUT

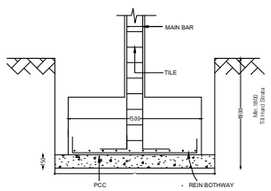


TYPICAL FOOTING SECTION (1-1')

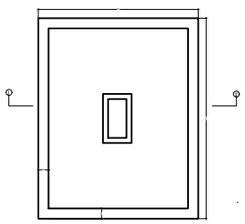

TYPICAL FOOTING PLAN

FOOTING SCHEDULE

FE500 AND M20

| Footing | Column | PCC Size | Footing Size | Total | Steel | Steel | Remarks |
|---|---|---|---|---|---|---|---|
| | Nos | X - Y mm | X - Y mm | Depth mm | \|\| to X mm | \|\| to Y mm | |
| F1 | C1 | 1650 X 1650 | 1350 X 1350 | 400 | T10@ 175C/C | T10@ 175 C/C | Bottom bars only |
| F2 | C2 | 1200 X 1200 | 900 X 900 | 230 | T8@200C/C | T8@ 200 C/C | Bottom bars only |

GENERAL NOTES

NOTES-

1. USE - M 20 GRADE OF CONC. AS/IS 426-5000
2. USE - FE 500 GRADE OF REINF. BY CLIENT
3. PROVIDE CLEAR COVER TO MAIN REINF.

FOUNDATION- 50MM
COLUMN - 40MM
BEAM - 25MM
SLAB - 20MM OR DIA OF BAR, WHICHEVER IS MORE,
R.C.C. WALL - 25MM

4.TIES SHOULD BE BEND INSIDE WITH 10# LENGTH IN BEAM & COLUMN

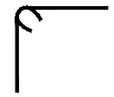

5.FOLLOW - IS-456-2000 FOR R.C.C. WORK

6.STRIPPING TIME FOR SHUTTERING / FORMWORK UNDER NORMAL CONDITION.

| TYPE OF WORK | MINIMUM PERIOD BEFORE STRIKING FORM WORK |
|---|---|
| a) VERTICAL FORMWORK TO COLUMN, WALLS, BEAM | 16-24 HOUR |
| b) SOFFITS FORMWORK TO SLABS ( PROPS TO BE REFIXED- - IMMEDIATELY AFTER REMOVAL OF FORMWORK) | 3 DAYS |
| c) SOFFIT FORMWORK TO BEAMS ( PROPS TO BE REFIXED IMMEDIATELY AFTER REMOVAL OF FORMWORK ) | 7DAYS |
| d) PROPS TO SLABS: | |
| 1) SPANNING UP TO 4.5M | 7DAYS |
| 2) SPANNING OVER 4.5M | 14 DAYS |
| e) PROPS TO BEAMS & ARCHES: | |
| 1) SPANNING UP TO 6M | 14DAYS |
| 2) SPANNING OVER 6M | 21DAYS |

7. CURING FOR R.C.C. MEMBER MINIMUM 14 DAYS CONTINOUSELY PREFERABLE - 28 DAYS.
8. START EARLY CURING TO AVOID SRINKAGE CRACKS, WHEN CONCRETE APPEARS TO HARDEN.
9) PROVIDE FOLLOWING SLUMP IN CONCRETE GEN--ERALLY.

| | |
|---|---|
| a) SHALLOW SECTIONS, PAVMENTS, MASS CONC. LIGTH REINFORCEMENT SECTION IN SLAB, BEAM, WALL, COLUMN | 25-75 |
| b) HEAVILY REINFORCEMENT SECTION IN SLAB | 50-100 |
| c) HEAVILY REINFORCEMENT SECTION IN BEAMS, WALLS, COLUMNS SLIPFORM, OR PUMPED CONC. | 75-100 |
| d) TRENCH FILL, PILLING, PUMPED CONC. | 100-150 |

10) PROVIDE LAP/ DEVELOPEMENT LENGTH IN REINFORCEMENT BARS GRADE OF CONC.

M20- 47Ø
M25-41Ø
M30-38Ø

11) REFER RELEVANT DRG. WITH THIS DRG.
12) AVOID CORE CUTING.

| DRG NO: | SHEET NO: | REV. | SCALE: |
|---|---|---|---|
| DP0001 DRG CL 01 108 | 4 OF 9 | R0 | NTS |

| DESIGNED: | DRAWN: | CHECKED: | VERIFIED: | APPROVED: |
|---|---|---|---|---|
| UPENDRA SINGH | SIMRAN SONI | UPENDRA SINGH | ADMIN | ADMIN |

| ISSUED FOR: | UNIT: | DATE: |
|---|---|---|
| TENDOR PURPOSE | MILIMETER | 12.05.2022 |

This drawing is the property of HUP DESIGN and is to be used only for the purpose for which it was lent and must not be in any way detrimental to the interest of the company and is subject to return on demand

**SWATI Architecture landscape interior**
ARCHITECTS I PLANERS I ENGINEERING I INTERIOR DESIGN
282 , tulip , A block , Talpuri International colony , Bhilai , C.G. Email - swati.arch@outlook.com

CLIENT: CHHATTISGARH STATE MINOR FOREST PRODUSE

PROJECT: INCUBATION CENTER AT DEOBHOG GARIYABAND

TITLE: WAREHOUSE UNIT FOOTING LAYOUT

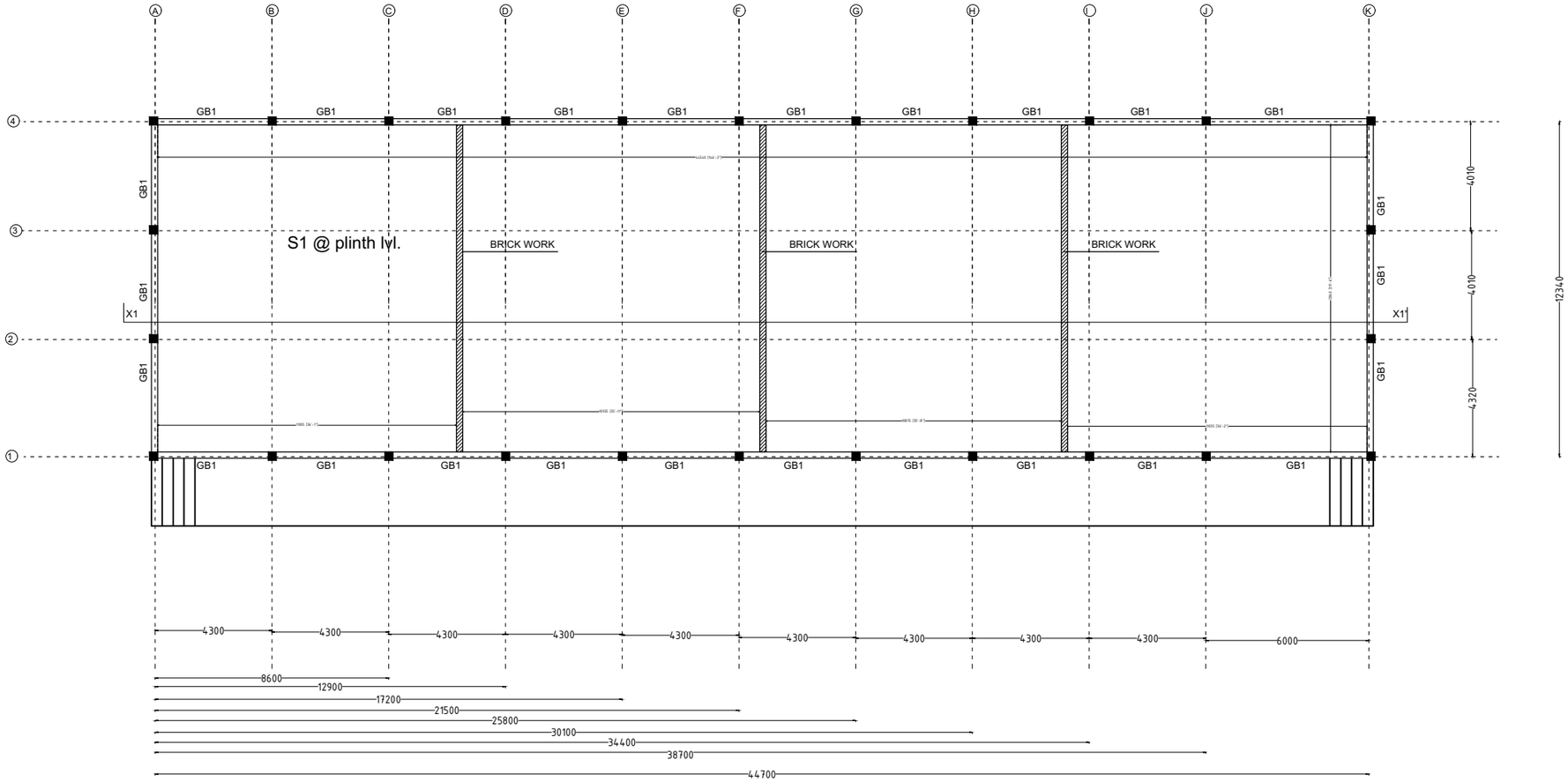


GROUND BEAM PLAN

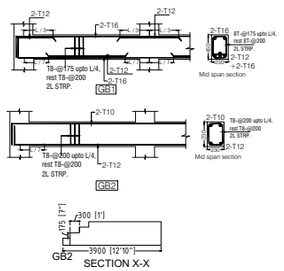


GROUND BEAM SECTIONAL DETAIL

BEAM SCHEDULE FOR GROUND/ PLINTH LVL.

| | | | | | | | | | | |
|---|---|---|---|---|---|---|---|---|---|---|
| GB1 | 230X375 | 2-T16 | 2-T12 | 2-T16 | 2-T12 | 2-T12 | T8 @200C/C | T8 @175C/C | T8 @175C/C | SLAB THK. INCLUDED |
| GB2 | 230X230 | 2-T12 | - | 2-T10 | - | - | T8 @200C/C | T8 @200C/C | T8 @200C/C | SLAB THK. INCLUDED |

SLAB SCHEDULE FOR GROUND FLOOR LVL.

| SLAB NAME | THICKNESS (mm) | | | remarks |
|---|---|---|---|---|
| | | Main Steel | Other Steel | |
| S1 | 150 (MESH) | T8 @ 200 c/c | T8 @ 200 c/c | All straight |

GENERAL NOTES

NOTES-

1. USE - M 20 GRADE OF CONC. AS/IS 426-5000
2. USE - FE 500 GRADE OF REINF. BY CLIENT
3. PROVIDE CLEAR COVER TO MAIN REINF.

FOUNDATION- 50MM
COLUMN - 40MM
BEAM - 25MM
SLAB - 20MM OR DIA OF BAR, WHICHEVER IS MORE,
R.C.C. WALL - 25MM

4.TIES SHOULD BE BEND INSIDE WITH 10# LENGTH IN BEAM & COLUMN

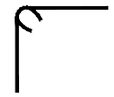

5.FOLLOW - IS-456-2000 FOR R.C.C. WORK

6.STRIPPING TIME FOR SHUTTERING / FORMWORK UNDER NORMAL CONDITION.

| TYPE OF WORK | MINIMUM PERIOD BEFORE STRIKING FORM WORK |
|---|---|
| a) VERTICAL FORMWORK TO COLUMN, WALLS, BEAM | 16-24 HOUR |
| b) SOFFITS FORMWORK TO SLABS ( PROPS TO BE REFIXED- - IMMEDIATELY AFTER REMOVAL OF FORMWORK) | 3 DAYS |
| c) SOFFIT FORMWORK TO BEAMS ( PROPS TO BE REFIXED IMMEDIATELY AFTER REMOVAL OF FORMWORK ) | 7DAYS |
| d) PROPS TO SLABS: | |
| 1) SPANNING UP TO 4.5M | 7DAYS |
| 2) SPANNING OVER 4.5M | 14 DAYS |
| e) PROPS TO BEAMS & ARCHES: | |
| 1) SPANNING UP TO 6M | 14DAYS |
| 2) SPANNING OVER 6M | 21DAYS |

7. CURING FOR R.C.C. MEMBER MINIMUM 14 DAYS CONTINOUSELY PREFERABLE - 28 DAYS.
8. START EARLY CURING TO AVOID SRINKAGE CRACKS, WHEN CONCRETE APPEARS TO HARDEN.
9) PROVIDE FOLLOWING SLUMP IN CONCRETE GEN- -ERALLY.

| | |
|---|---|
| a) SHALLOW SECTIONS, PAVMENTS, MASS CONC. LIGTH REINFORCEMENT SECTION IN SLAB, BEAM, WALL, COLUMN | 25-75 |
| b) HEAVILY REINFORCEMENT SECTION IN SLAB | 50-100 |
| c) HEAVILY REINFORCEMENT SECTION IN BEAMS, WALLS, COLUMNS SLIPFORM, OR PUMPED CONC. | 75-100 |
| d) TRENCH FILL, PILLING, PUMPED CONC. | 100-150 |

10) PROVIDE LAP/ DEVELOPEMENT LENGTH IN REINFORCEMENT BARS GRADE OF CONC.

M20- 47Ø
M25-41Ø
M30-38Ø

11) REFER RELEVANT DRG. WITH THIS DRG.
12) AVOID CORE CUTING.

| DRG NO: | SHEET NO: | REV. | SCALE: |
|---|---|---|---|
| DP0001 DRG CL 01 108 | 5 OF 9 | R0 | NTS |

| DESIGNED: | DRAWN: | CHECKED: | VERIFIED: | APPROVED: |
|---|---|---|---|---|
| UPENDRA SINGH | SIMRAN SONI | UPENDRA SINGH | ADMIN | ADMIN |

| ISSUED FOR: | UNIT: | DATE: |
|---|---|---|
| TENDOR PURPOSE | MILIMETER | 12.05.2022 |

This drawing is the property of HUP DESIGN and is to be used only for the purpose for which it was lent and must not be in any way detrimental to the interest of the company and is subject to return on demand

**SWATI Architecture landscape interior**
ARCHITECTS I PLANERS I ENGINEERING I INTERIOR DESIGN
282 , tulip , A block , Talpuri International colony , Bhilai , C.G. Email - swati.arch@outlook.com

CLIENT: CHHATTISGARH STATE MINOR FOREST PRODUSE

PROJECT: INCUBATION CENTER AT DEOBHOG GARIYABAND

TITLE: WAREHOUSE UNIT
BEAM LAYOUT

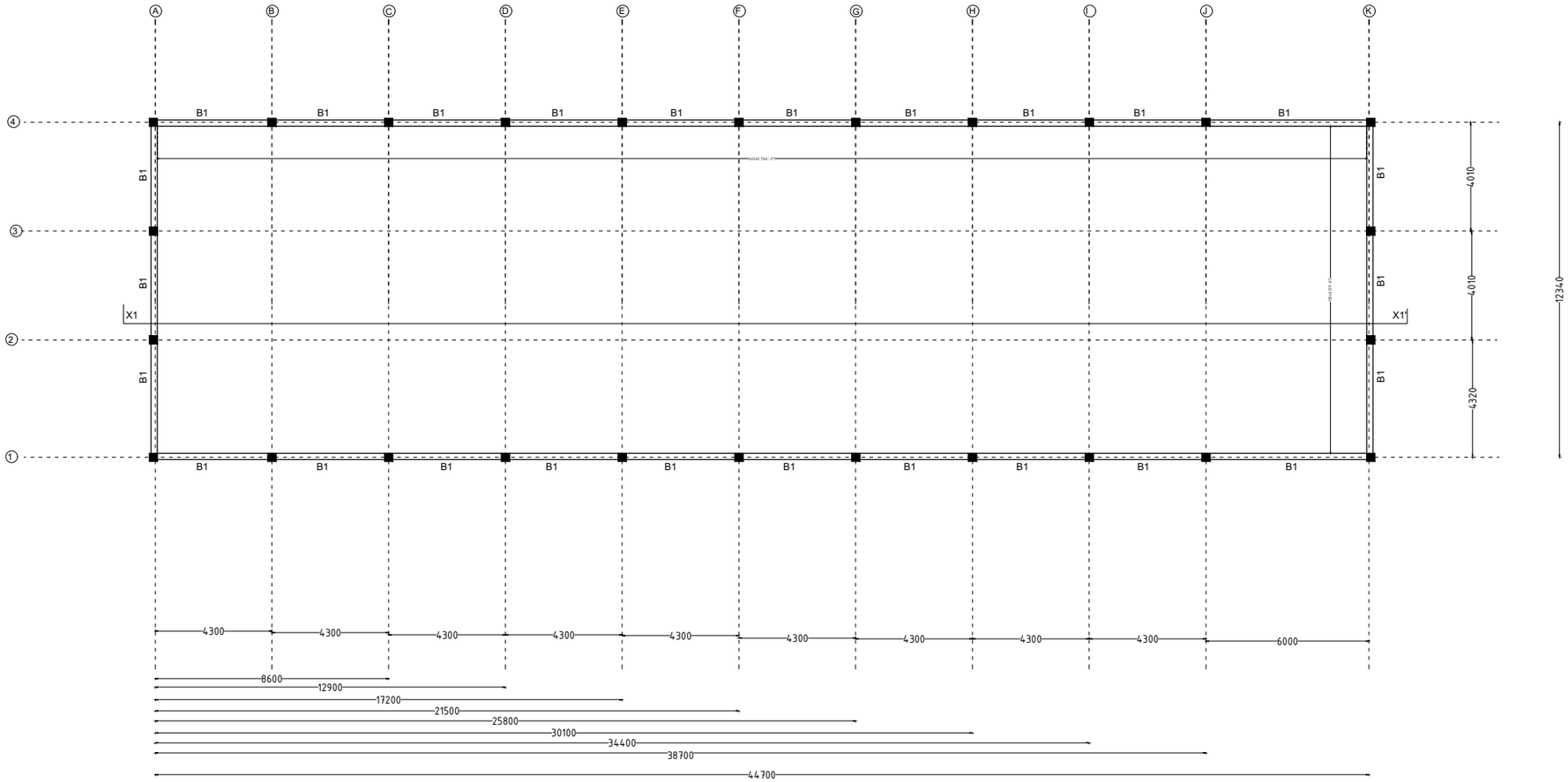


BEAM PLAN(2.4 m ABOVE PLINTH LVL)

BEAM SCHEDULE FOR 2.4m LVL. ABOVE PLINTH

| | | | | | | | | | | |
|---|---|---|---|---|---|---|---|---|---|---|
| | | | | | | | | | | |
| B1 | 230X300 | 2-T12 | 2-T12 | 2-T12 | 2-T12 | 2-T12 | T8 @200C/C | T8 @175C/C | T8 @175C/C | SLAB THK INCLUDED |

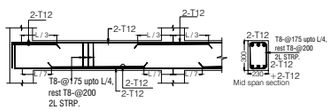


GENERAL NOTES

NOTES-

1. USE - M 20 GRADE OF CONC. AS/IS 426-5000
2. USE - FE 500 GRADE OF REINF. BY CLIENT
3. PROVIDE CLEAR COVER TO MAIN REINF.

FOUNDATION- 50MM
COLUMN - 40MM
BEAM - 25MM
SLAB - 20MM OR DIA OF BAR, WHICHEVER IS MORE,
R.C.C. WALL - 25MM

4.TIES SHOULD BE BEND INSIDE WITH 10# LENGTH IN BEAM & COLUMN

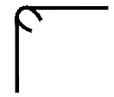

5.FOLLOW - IS-456-2000 FOR R.C.C. WORK

6.STRIPPING TIME FOR SHUTTERING / FORMWORK UNDER NORMAL CONDITION.

| TYPE OF WORK | MINIMUM PERIOD BEFORE STRIKING FORM WORK |
|---|---|
| a) VERTICAL FORMWORK TO COLUMN, WALLS, BEAM | 16-24 HOUR |
| b) SOFFITS FORMWORK TO SLABS ( PROPS TO BE REFIXED- - IMMEDIATELY AFTER REMOVAL OF FORMWORK) | 3 DAYS |
| c) SOFFIT FORMWORK TO BEAMS ( PROPS TO BE REFIXED IMMEDIATELY AFTER REMOVAL OF FORMWORK ) | 7DAYS |
| d) PROPS TO SLABS: | |
| 1) SPANNING UP TO 4.5M | 7DAYS |
| 2) SPANNING OVER 4.5M | 14 DAYS |
| e) PROPS TO BEAMS & ARCHES: | |
| 1) SPANNING UP TO 6M | 14DAYS |
| 2) SPANNING OVER 6M | 21DAYS |

7. CURING FOR R.C.C. MEMBER MINIMUM 14 DAYS CONTINOUSELY PREFERABLE - 28 DAYS.
8. START EARLY CURING TO AVOID SRINKAGE CRACKS, WHEN CONCRETE APPEARS TO HARDEN.
9) PROVIDE FOLLOWING SLUMP IN CONCRETE GEN- -ERALLY.

| | |
|---|---|
| a) SHALLOW SECTIONS, PAVMENTS, MASS CONC. LIGTH REINFORCEMENT SECTION IN SLAB, BEAM, WALL, COLUMN | 25-75 |
| b) HEAVILY REINFORCEMENT SECTION IN SLAB | 50-100 |
| c) HEAVILY REINFORCEMENT SECTION IN BEAMS, WALLS, COLUMNS SLIPFORM, OR PUMPED CONC. | 75-100 |
| d) TRENCH FILL, PILLING, PUMPED CONC. | 100-150 |

10) PROVIDE LAP/ DEVELOPEMENT LENGTH IN REINFORCEMENT BARS GRADE OF CONC.

M20- 47Ø
M25-41Ø
M30-38Ø

11) REFER RELEVANT DRG. WITH THIS DRG.
12) AVOID CORE CUTING.

| DRG NO: | SHEET NO: | REV. | SCALE: |
|---|---|---|---|
| DP0001 DRG CL 01 108 | 6 OF 9 | R0 | NTS |

| DESIGNED: | DRAWN: | CHECKED: | VERIFIED: | APPROVED: |
|---|---|---|---|---|
| UPENDRA SINGH | SIMRAN SONI | UPENDRA SINGH | ADMIN | ADMIN |

| ISSUED FOR: | UNIT: | DATE: |
|---|---|---|
| TENDOR PURPOSE | MILIMETER | 12.05.2022 |

This drawing is the property of HUP DESIGN and is to be used only for the purpose for which it was lent and must not be in any way detrimental to the interest of the company and is subject to return on demand

**SWATI Architecture landscape interior**
ARCHITECTS I PLANERS I ENGINEERING I INTERIOR DESIGN
282 , tulip , A block , Talpuri International colony , Bhilai , C.G. Email - swati.arch@outlook.com

CLIENT: CHHATTISGARH STATE MINOR FOREST PRODUSE

PROJECT: INCUBATION CENTER AT DEOBHOG GARIYABAND

TITLE: WAREHOUSE UNIT BEAM LAYOUT

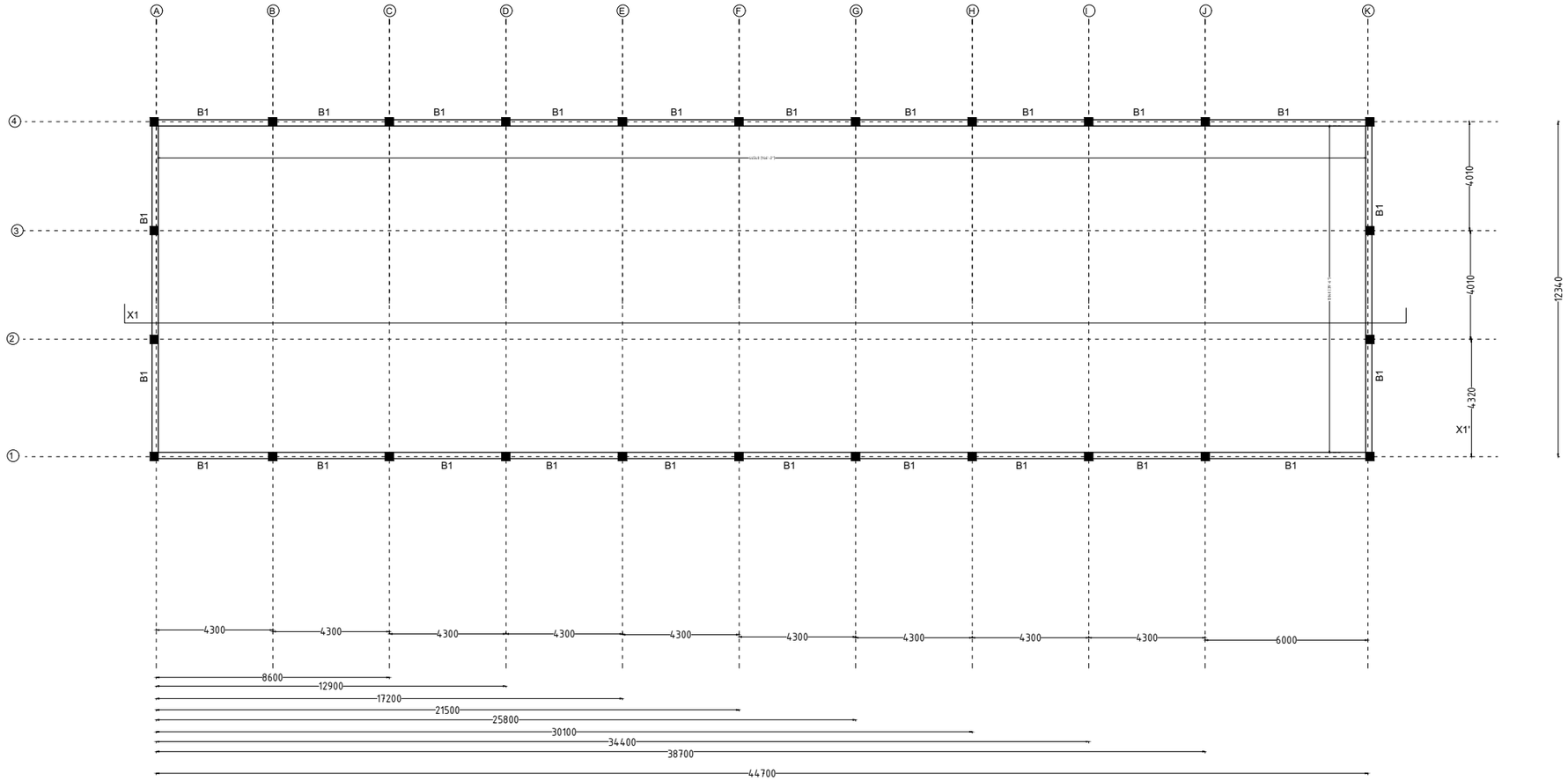


BEAM PLAN (4.5 ABOVE PLINTH LVL)

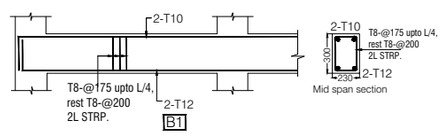


BEAM SCHEDULE FOR 4.5m LVL. ABOVE PLINTH

| | | | | | | | | | | |
|---|---|---|---|---|---|---|---|---|---|---|
| B1 | 230X300 | 2-T12 | - | 2-T10 | - | - | T8 @200C/C | T8 @175C/C | T8 @175C/C | SLAB THK. INCLUDED |

GENERAL NOTES

NOTES-

1. USE - M 20 GRADE OF CONC. AS/IS 426-5000
2. USE - FE 500 GRADE OF REINF. BY CLIENT
3. PROVIDE CLEAR COVER TO MAIN REINF.

FOUNDATION- 50MM
COLUMN - 40MM
BEAM - 25MM
SLAB - 20MM OR DIA OF BAR, WHICHEVER IS MORE,
R.C.C. WALL - 25MM

4.TIES SHOULD BE BEND INSIDE WITH 10# LENGTH IN BEAM & COLUMN

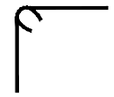

5.FOLLOW - IS-456-2000 FOR R.C.C. WORK

6.STRIPPING TIME FOR SHUTTERING / FORMWORK UNDER NORMAL CONDITION.

| TYPE OF WORK | MINIMUM PERIOD BEFORE STRIKING FORM WORK |
|---|---|
| a) VERTICAL FORMWORK TO COLUMN, WALLS, BEAM | 16-24 HOUR |
| b) SOFFITS FORMWORK TO SLABS ( PROPS TO BE REFIXED- - IMMEDIATELY AFTER REMOVAL OF FORMWORK) | 3 DAYS |
| c) SOFFIT FORMWORK TO BEAMS ( PROPS TO BE REFIXED IMMEDIATELY AFTER REMOVAL OF FORMWORK ) | 7DAYS |
| d) PROPS TO SLABS: | |
| 1) SPANNING UP TO 4.5M | 7DAYS |
| 2) SPANNING OVER 4.5M | 14 DAYS |
| e) PROPS TO BEAMS & ARCHES: | |
| 1) SPANNING UP TO 6M | 14DAYS |
| 2) SPANNING OVER 6M | 21DAYS |

7. CURING FOR R.C.C. MEMBER MINIMUM 14 DAYS CONTINOUSELY PREFERABLE - 28 DAYS.
8. START EARLY CURING TO AVOID SRINKAGE CRACKS, WHEN CONCRETE APPEARS TO HARDEN.
9) PROVIDE FOLLOWING SLUMP IN CONCRETE GEN--ERALLY.

| | |
|---|---|
| a) SHALLOW SECTIONS, PAVMENTS, MASS CONC. LIGTH REINFORCEMENT SECTION IN SLAB, BEAM, WALL, COLUMN | 25-75 |
| b) HEAVILY REINFORCEMENT SECTION IN SLAB | 50-100 |
| c) HEAVILY REINFORCEMENT SECTION IN BEAMS, WALLS, COLUMNS SLIPFORM, OR PUMPED CONC. | 75-100 |
| d) TRENCH FILL, PILLING, PUMPED CONC. | 100-150 |

10) PROVIDE LAP/ DEVELOPEMENT LENGTH IN REINFORCEMENT BARS GRADE OF CONC.

M20- 47Ø
M25-41Ø
M30-38Ø

11) REFER RELEVANT DRG. WITH THIS DRG.
12) AVOID CORE CUTING.

| DRG NO: | SHEET NO: | REV. | SCALE: |
|---|---|---|---|
| DP0001 DRG CL 01 108 | 7 OF 9 | R0 | NTS |

| DESIGNED: | DRAWN: | CHECKED: | VERIFIED: | APPROVED: |
|---|---|---|---|---|
| UPENDRA SINGH | SIMRAN SONI | UPENDRA SINGH | ADMIN | ADMIN |

| ISSUED FOR: | UNIT: | DATE: |
|---|---|---|
| TENDOR PURPOSE | MILIMETER | 12.05.2022 |

This drawing is the property of HUP DESIGN and is to be used only for the purpose for which it was lent and must not be in any way detrimental to the interest of the company and is subject to return on demand

**SWATI Architecture landscape interior**
ARCHITECTS I PLANERS I ENGINEERING I INTERIOR DESIGN
282 , tulip , A block , Talpuri International colony , Bhilai , C.G. Email - swati.arch@outlook.com

CLIENT: CHHATTISGARH STATE MINOR FOREST PRODUSE

PROJECT: INCUBATION CENTER AT DEOBHOG GARIYABAND

TITLE: WAREHOUSE UNIT
BEAM LAYOUT

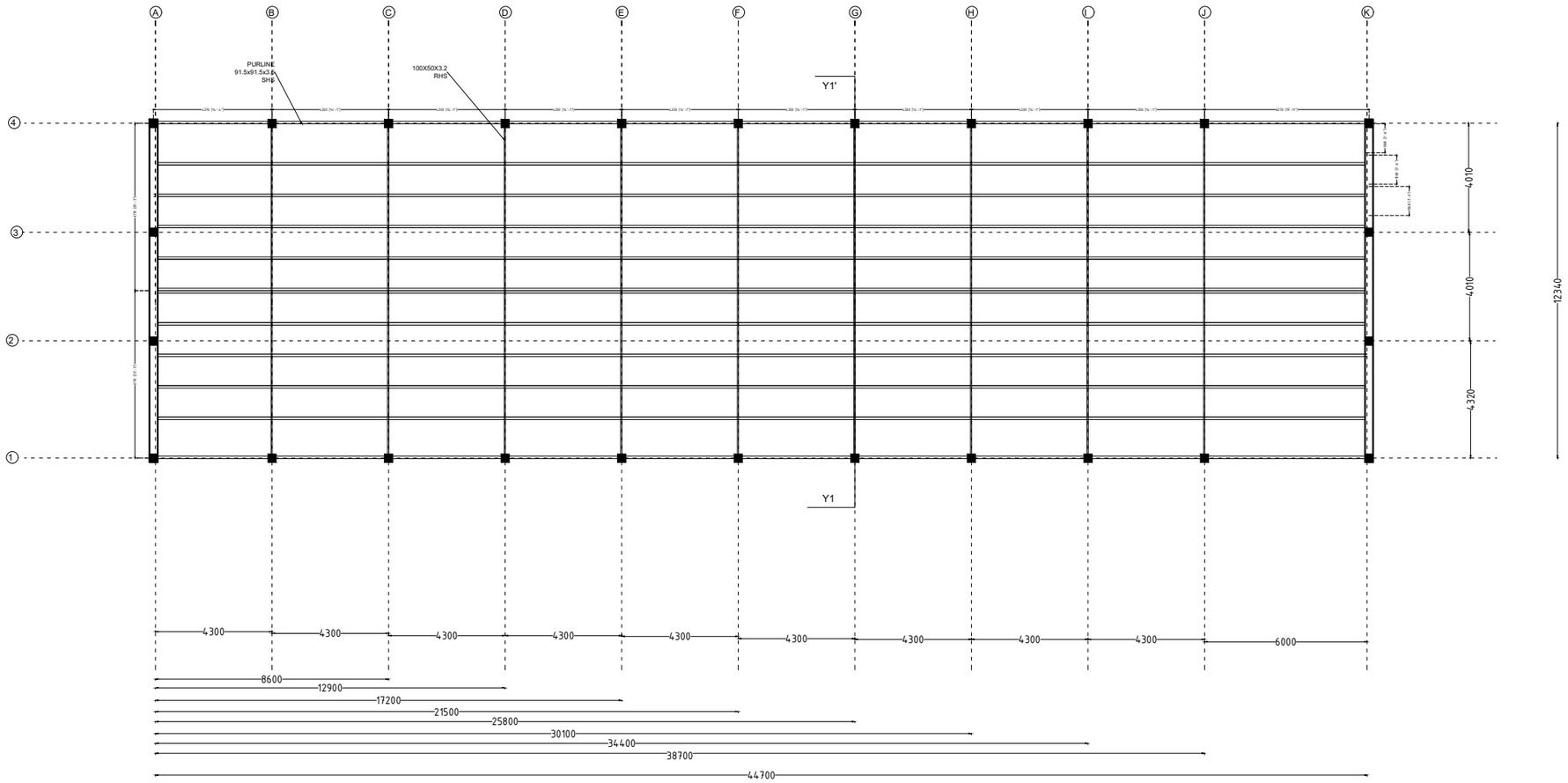


PLAN OF ROOF LVL.

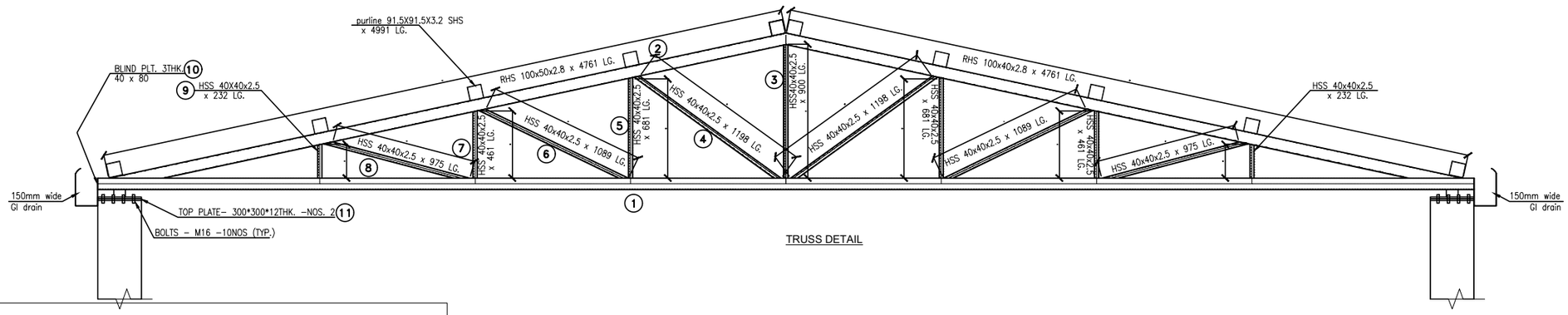


TRUSS DETAIL

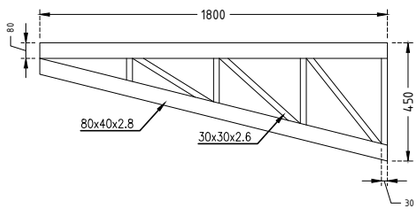


DETAIL for canopy above RS(CD01)

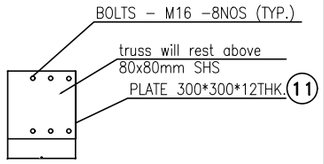


DETAIL 1

## GENERAL NOTES

NOTES-

1. USE - M 20 GRADE OF CONC. AS/IS 426-5000
2. USE - FE 500 GRADE OF REINF. BY CLIENT
3. PROVIDE CLEAR COVER TO MAIN REINF.

FOUNDATION- 50MM
COLUMN - 40MM
BEAM - 25MM
SLAB - 20MM OR DIA OF BAR, WHICHEVER IS MORE,
R.C.C. WALL - 25MM

4.TIES SHOULD BE BEND INSIDE WITH 10# LENGTH IN BEAM & COLUMN

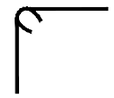

5.FOLLOW - IS-456-2000 FOR R.C.C. WORK

6.STRIPPING TIME FOR SHUTTERING / FORMWORK UNDER NORMAL CONDITION.

| TYPE OF WORK | MINIMUM PERIOD BEFORE STRIKING FORM WORK |
|---|---|
| a) VERTICAL FORMWORK TO COLUMN, WALLS, BEAM | 16-24 HOUR |
| b) SOFFITS FORMWORK TO SLABS ( PROPS TO BE REFIXED- - IMMEDIATELY AFTER REMOVAL OF FORMWORK) | 3 DAYS |
| c) SOFFIT FORMWORK TO BEAMS ( PROPS TO BE REFIXED IMMEDIATELY AFTER REMOVAL OF FORMWORK ) | 7DAYS |
| d) PROPS TO SLABS: | |
| 1) SPANNING UP TO 4.5M | 7DAYS |
| 2) SPANNING OVER 4.5M | 14 DAYS |
| e) PROPS TO BEAMS & ARCHES: | |
| 1) SPANNING UP TO 6M | 14DAYS |
| 2) SPANNING OVER 6M | 21DAYS |

7. CURING FOR R.C.C. MEMBER MINIMUM 14 DAYS CONTINOUSELY PREFERABLE - 28 DAYS.
8. START EARLY CURING TO AVOID SRINKAGE CRACKS, WHEN CONCRETE APPEARS TO HARDEN.
9) PROVIDE FOLLOWING SLUMP IN CONCRETE GEN- -ERALLY.

| | |
|---|---|
| a) SHALLOW SECTIONS, PAVMENTS, MASS CONC. LIGTH REINFORCEMENT SECTION IN SLAB, BEAM, WALL, COLUMN | 25-75 |
| b) HEAVILY REINFORCEMENT SECTION IN SLAB | 50-100 |
| c) HEAVILY REINFORCEMENT SECTION IN BEAMS, WALLS, COLUMNS SLIPFORM, OR PUMPED CONC. | 75-100 |
| d) TRENCH FILL, PILLING, PUMPED CONC. | 100-150 |

10) PROVIDE LAP/ DEVELOPEMENT LENGTH IN REINFORCEMENT BARS GRADE OF CONC.

M20- 47Ø
M25-41Ø
M30-38Ø

11) REFER RELEVANT DRG. WITH THIS DRG.
12) AVOID CORE CUTING.

| DRG NO: | SHEET NO: | REV. | SCALE: |
|---|---|---|---|
| DP0001 DRG CL 01 108 | 8 OF 9 | R0 | NTS |

| DESIGNED: | DRAWN: | CHECKED: | VERIFIED: | APPROVED: |
|---|---|---|---|---|
| UPENDRA SINGH | SIMRAN SONI | UPENDRA SINGH | ADMIN | ADMIN |

| ISSUED FOR: | UNIT: | DATE: |
|---|---|---|
| TENDOR PURPOSE | MILIMETER | 12.05.2022 |

This drawing is the property of HUP DESIGN and is to be used only for the purpose for which it was lent and must not be in any way detrimental to the interest of the company and is subject to return on demand

**SWATI Architecture landscape interior**
ARCHITECTS I PLANERS I ENGINEERING I INTERIOR DESIGN
282 , tulip , A block , Talpuri International colony , Bhilai , C.G. Email - swati.arch@outlook.com

CLIENT: CHHATTISGARH STATE MINOR FOREST PRODUSE

PROJECT: INCUBATION CENTER AT DEOBHOG GARIYABAND

TITLE: WAREHOUSE UNIT
TRUSS DETAIL

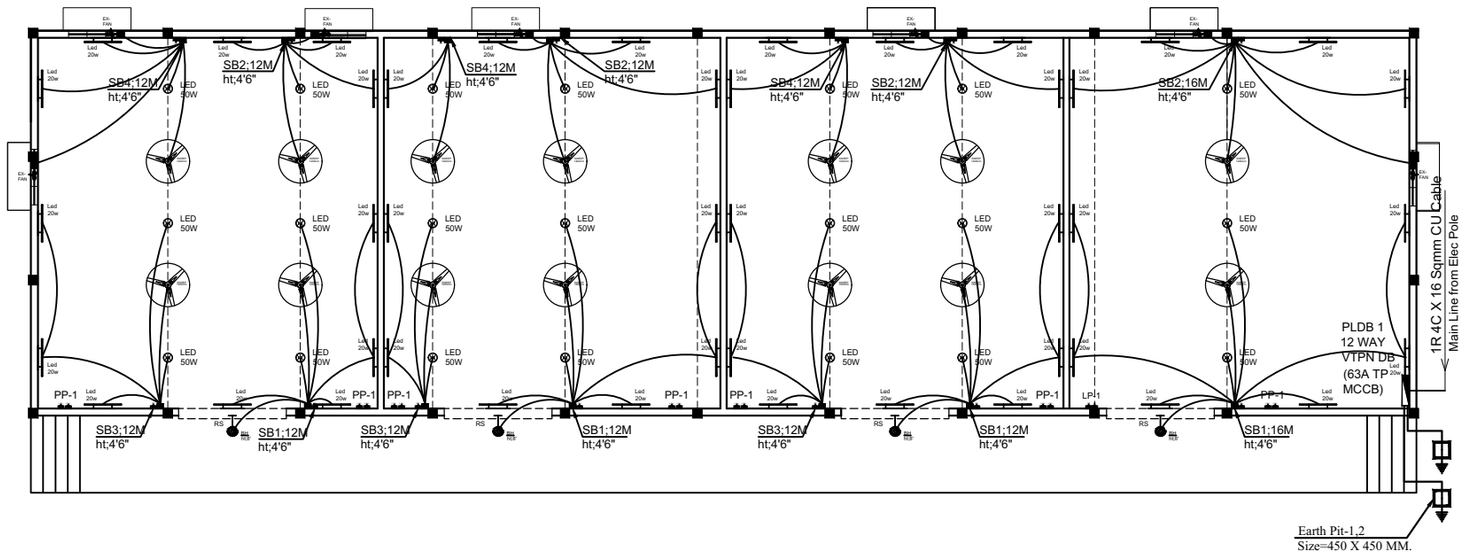


ELECTRICAL LAYOUT OF WAREHOUSE

| | | | |
|---|---|---|---|
| 01 | LED 50W | 50W FLOOD LIGHT (HIGH BAY) | 21 No. |
| 02 | | WALL LIGHT | 04 No. |
| 03 | PP-1 | 16A SWITCH SOCKET | 14 No. |
| 04 | LP-1 | 6A SWITCH SOCKET | 02 No. |
| 05 | 4WAY SPN DB | 4WAY SPN DB | 00 No. |
| 06 | | PLDB 1 12 WAY VTPN DB | 01 No. |
| 07 | | 1400 mm Ceiling Fan | 14 No. |
| 08 | Led 20w | 20w Led Tube Light | 44 No. |
| 09 | Ex. Fan | 450 mm Ex Fan | 08 No. |
| 10 | LP-1 | 6A SWITCH SOCKET | 14 No. |
| 11 | SB1 | SWITCH BOARD | 14 No. |
| 12 | | 6 X 6 SQMM CU WIRE | |
| 13 | | 3 X 1.5 SQMM CU WIRE | |
| 14 | | Earth Pit-1 Size=450 X 450 MM. | 2 SET |

| DRG NO: | SHEET NO: | REV. | SCALE: |
|---|---|---|---|
| DP0001 DRG CL 01 108 | 9 OF 9 | R0 | NTS |

| DESIGNED: | DRAWN: | CHECKED: | VERIFIED: | APPROVED: |
|---|---|---|---|---|
| UPENDRA SINGH | SIMRAN SONI | UPENDRA SINGH | ADMIN | ADMIN |

| ISSUED FOR: | UNIT: | DATE: |
|---|---|---|
| TENDOR PURPOSE | MILIMETER | 12.05.2022 |

This drawing is the property of HUP DESIGN and is to be used only for the purpose for which it was lent and must not be in any way detrimental to the interest of the company and is subject to return on demand

**SWATI Architecture landscape interior**
ARCHITECTS I PLANERS I ENGINEERING I INTERIOR DESIGN
282 , tulip , A block , Talpuri International colony , Bhilai , C.G. Email - swati.arch@outlook.com

CLIENT: CHHATTISGARH STATE MINOR FOREST PRODUSE

PROJECT: INCUBATION CENTER AT DEOBHOG GARIYABAND

TITLE: WAREHOUSE UNIT
ELECRICAL LAYOUT

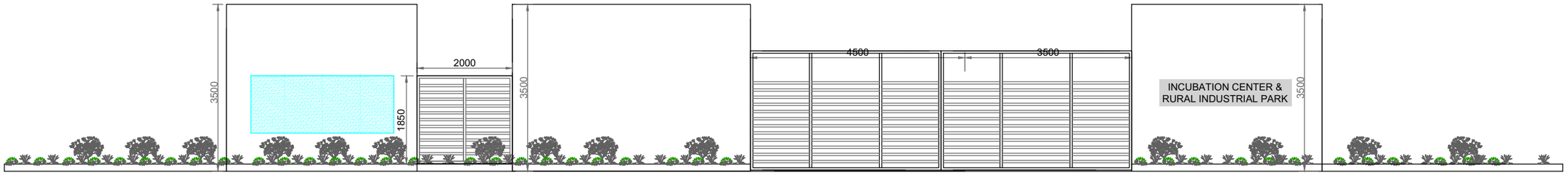


ELEVATION

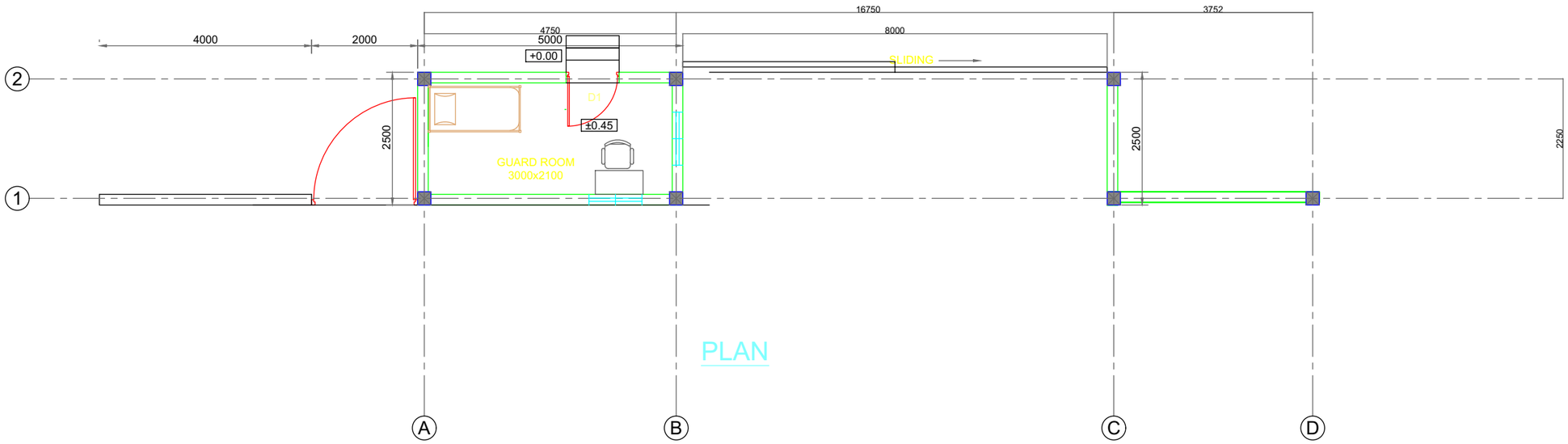


PLAN

| DRG NO: | SHEET NO: | REV. | SCALE: | **SWATI Architecture landscape interior** |
|---|---|---|---|---|
| DP0001 DRG CL 03 101 | 1 OF1 | R0 | NTS | ARCHITECTS I PLANERS I ENGINEERING I INTERIOR DESIGN<br>282 , tulip , A block , Talpuri International colony , Bhilai , C.G. Email - swati.arch@outlook.com |
| DESIGNED: UPENDRA SINGH | DRAWN: SIMRAN SONI | CHECKED: UPENDRA SINGH | VERIFIED: ADMIN / APPROVED: ADMIN | CLIENT: CHHATTISGARH STATE MINOR FOREST PRODUSE |
| ISSUED FOR: TENDOR PURPOSE | | UNIT: MILIMETER | DATE: 12.05.2022 | PROJECT: INCUBATION CENTER AT DEOBHOG GARIYABAND |
| This drawing is the property of HUP DESIGN and is to be used only for the purpose for which it was lent and must not be in any way detrimental to the interest of the company and is subject to return on demand | | | | TITLE: ENTRY GATE UNIT<br>PLAN |

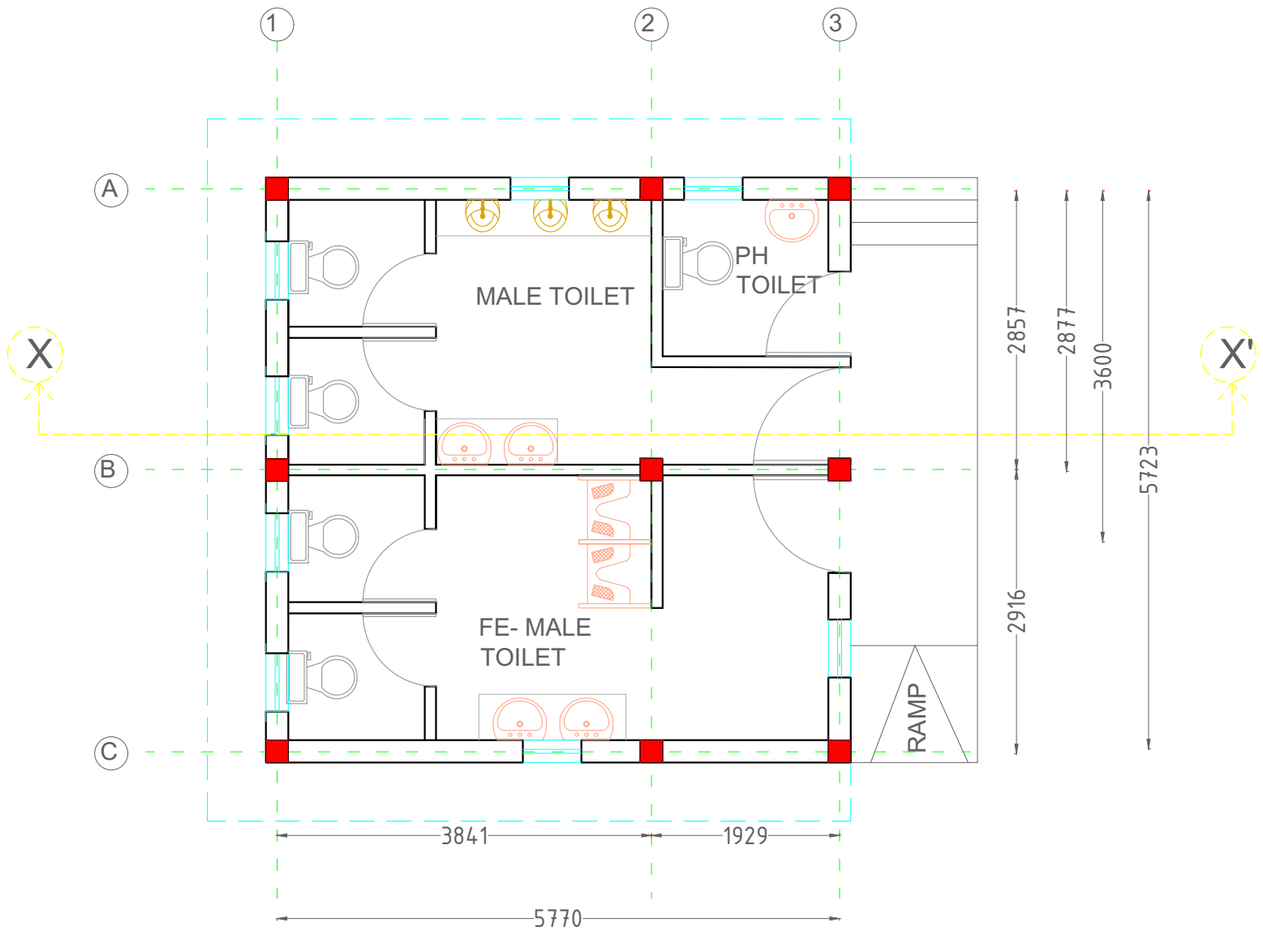


# TOILET BLOCK

| | | | | | |
|---|---|---|---|---|---|
| DRG NO: DP0001 DRG CL 02 202 | | SHEET NO: 1 OF7 | REV. R0 | SCALE: NTS | **SWATI Architecture landscape interior**<br>ARCHITECTS I PLANERS I ENGINEERING I INTERIOR DESIGN<br>282 , tulip , A block , Talpuri International colony , Bhilai , C.G. Email - swati.arch@outlook.com |
| DESIGNED: UPENDRA SINGH | DRAWN: SIMRAN SONI | CHECKED: UPENDRA SINGH | VERIFIED: ADMIN | APPROVED: ADMIN | CLIENT: CHHATTISGARH STATE MINOR FOREST PRODUSE |
| ISSUED FOR: TENDOR PURPOSE | | | UNIT: MILIMETER | DATE: 12.05.2022 | PROJECT: INCUBATION CENTER AT DEOBHOG GARIYABAND |
| This drawing is the property of HUP DESIGN and is to be used only for the purpose for which it was lent and must not be in any way detrimental to the interest of the company and is subject to return on demand | | | | | TITLE: TOILET UNIT<br>PLAN LAYOUT |

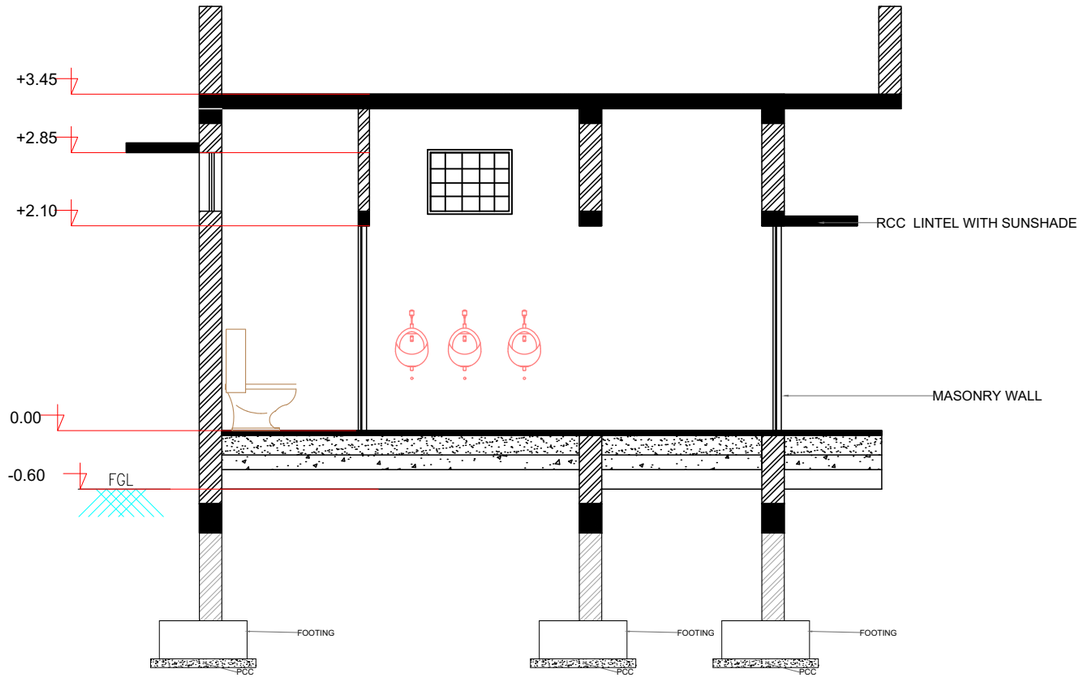


SECTION - XX'

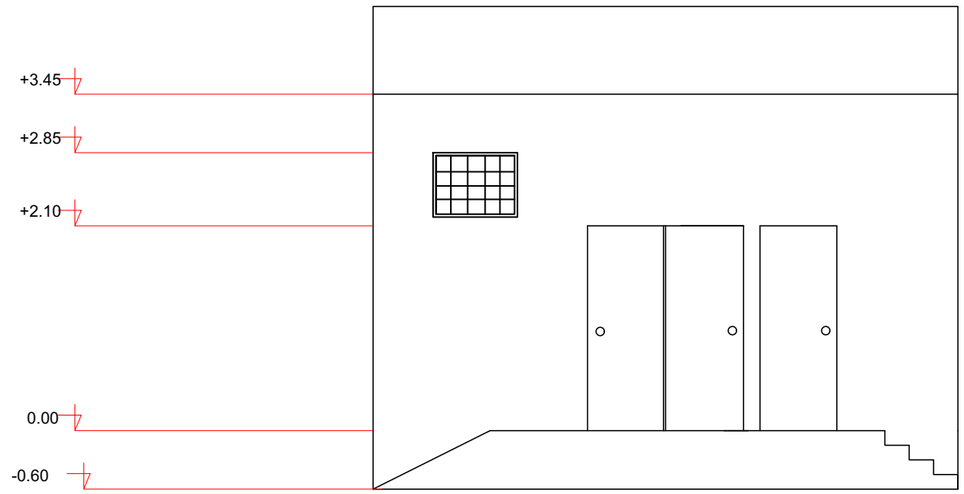


ELEVATION

| | | | | | |
|---|---|---|---|---|---|
| DRG NO: DP0001 DRG CL 02 202 | | SHEET NO: 2 OF7 | REV. R0 | SCALE: NTS | **SWATI Architecture landscape interior**<br>ARCHITECTS I PLANERS I ENGINEERING I INTERIOR DESIGN<br>282 , tulip , A block , Talpuri International colony , Bhilai , C.G. Email - swati.arch@outlook.com |
| DESIGNED: UPENDRA SINGH | DRAWN: SIMRAN SONI | CHECKED: UPENDRA SINGH | VERIFIED: ADMIN | APPROVED: ADMIN | CLIENT: CHHATTISGARH STATE MINOR FOREST PRODUSE |
| ISSUED FOR: TENDOR PURPOSE | | | UNIT: MILIMETER | DATE: 12.05.2022 | PROJECT: INCUBATION CENTER AT DEOBHOG GARIYABAND |
| This drawing is the property of HUP DESIGN and is to be used only for the purpose for which it was lent and must not be in any way detrimental to the interest of the company and is subject to return on demand | | | | | TITLE: TOILET UNIT<br>SECTION / ELEVATION |

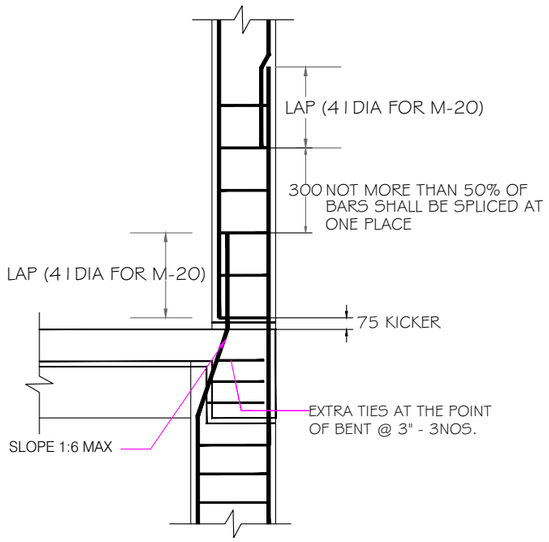


## COLUMN DETAIL

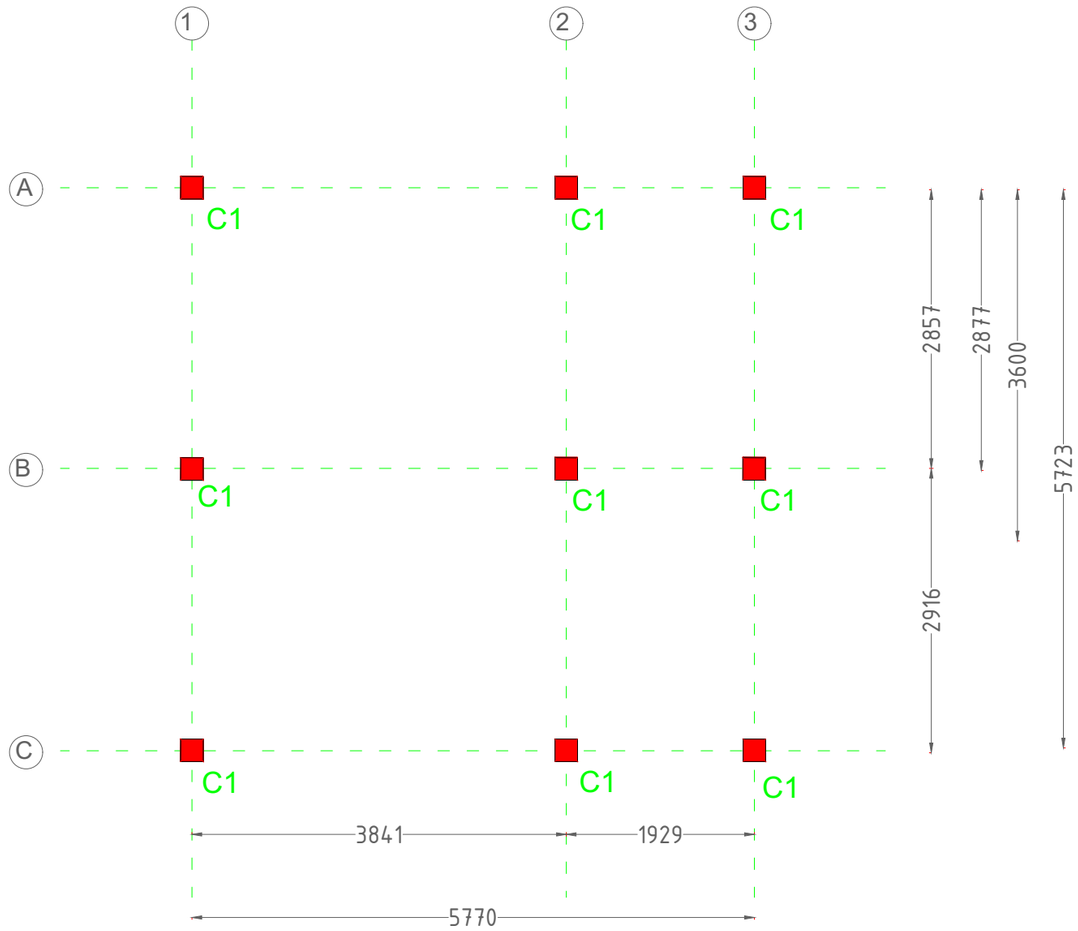


## COLUMN LAYOUT

## TYPICAL COLUMN DETAIL'S

| COLUMN NAME | Pile/col detail | STIRRUPS | REMARKS |
|---|---|---|---|
| C1 | 230 × 230<br>4-T12<br>T8@ 200 c/c<br>1-Tie | | TERMINATE AT GROUND LVL |

| | | | | |
|---|---|---|---|---|
| DRG NO: DP0001 DRG CL 02 202 | SHEET NO: 3 OF7 | REV. R0 | SCALE: NTS | **SWATI Architecture landscape interior**<br>ARCHITECTS I PLANERS I ENGINEERING I INTERIOR DESIGN<br>282 , tulip , A block , Talpuri International colony , Bhilai , C.G. Email - swati.arch@outlook.com |
| DESIGNED: UPENDRA SINGH | DRAWN: SIMRAN SONI | CHECKED: UPENDRA SINGH | VERIFIED: ADMIN | APPROVED: ADMIN | CLIENT: CHHATTISGARH STATE MINOR FOREST PRODUSE |
| ISSUED FOR: TENDOR PURPOSE | | UNIT: MILIMETER | DATE: 12.05.2022 | PROJECT: INCUBATION CENTER AT DEOBHOG GARIYABAND |
| This drawing is the property of HUP DESIGN and is to be used only for the purpose for which it was lent and must not be in any way detrimental to the interest of the company and is subject to return on demand | | | | TITLE: TOILET UNIT COLUMN LAYOUT |

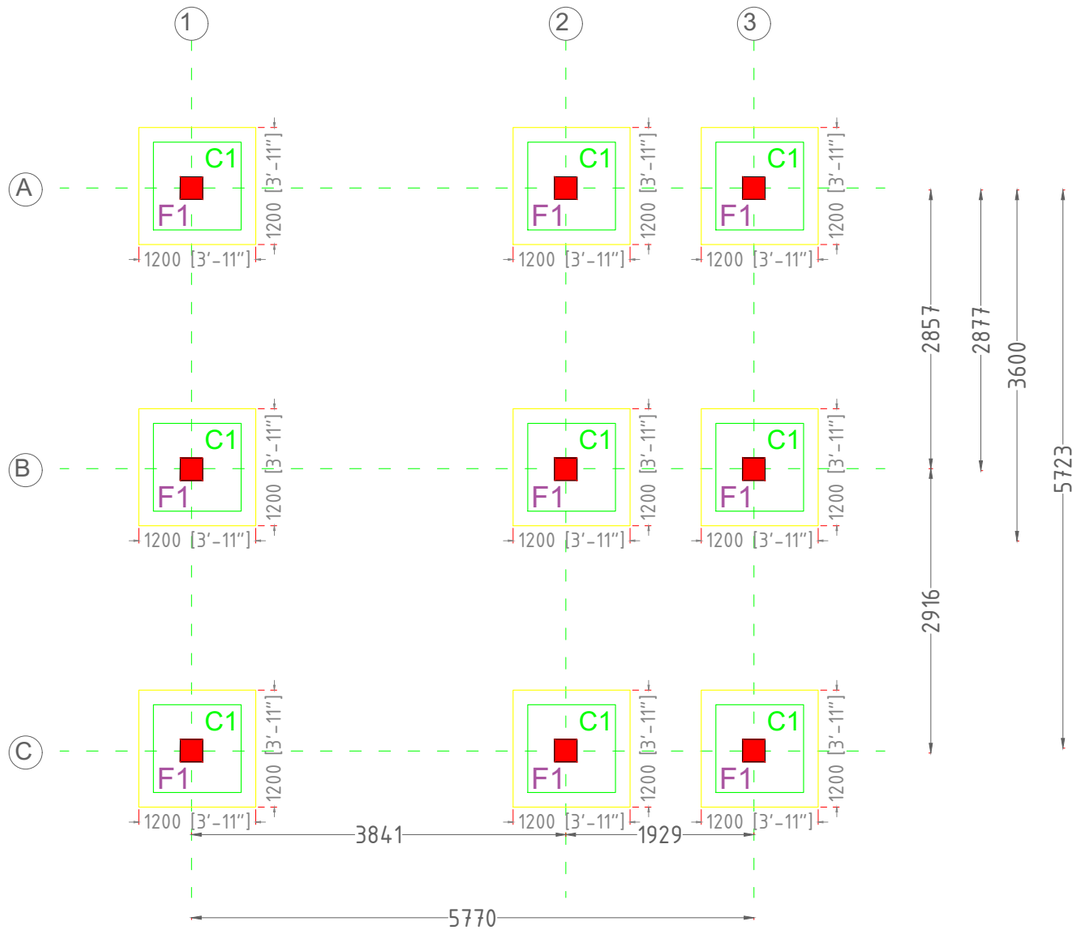


FOOTING LAYOUT

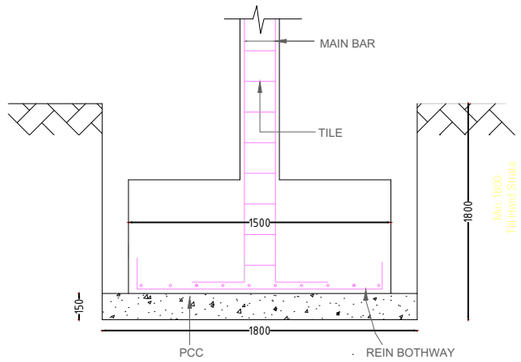


TYPICAL FOOTING SECTION (1-1')

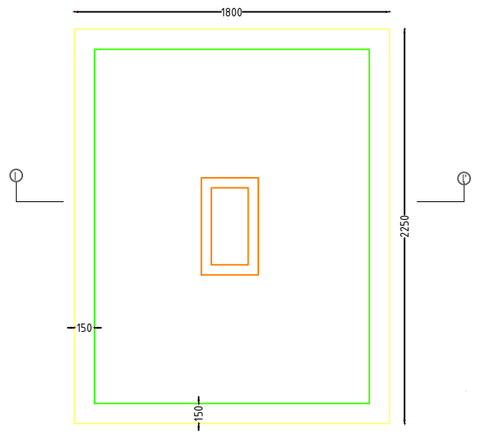


TYPICAL FOOTING PLAN

FOOTING SCHEDULE

| FE500 AND M20 | | | | | | | |
|---|---|---|---|---|---|---|---|
| Footing | Column | PCC Size | Footing Size | Total | Steel | Steel | Remarks |
| | Nos | X - Y mm | X - Y mm | Depth mm | \|\| to X mm | \|\| to Y mm | |
| F1 | C1 | 1200 X 1200 | 900 X 900 | 230 | T8@200C/C | T8@ 200 C/C | Bottom bars only |

| | | | | |
|---|---|---|---|---|
| DRG NO: DP0001 DRG CL 02 202 | SHEET NO: 4 OF7 | REV. R0 | SCALE: NTS | **SWATI Architecture landscape interior** ARCHITECTS I PLANERS I ENGINEERING I INTERIOR DESIGN 282 , tulip , A block , Talpuri International colony , Bhilai , C.G. Email - swati.arch@outlook.com |
| DESIGNED: UPENDRA SINGH | DRAWN: SIMRAN SONI | CHECKED: UPENDRA SINGH | VERIFIED: ADMIN | APPROVED: ADMIN | CLIENT: CHHATTISGARH STATE MINOR FOREST PRODUSE |
| ISSUED FOR: TENDOR PURPOSE | | UNIT: MILIMETER | DATE: 12.05.2022 | PROJECT: INCUBATION CENTER AT DEOBHOG GARIYABAND |
| This drawing is the property of HUP DESIGN and is to be used only for the purpose for which it was lent and must not be in any way detrimental to the interest of the company and is subject to return on demand | | | | TITLE: TOILET UNIT FOOTING LAYOUT |

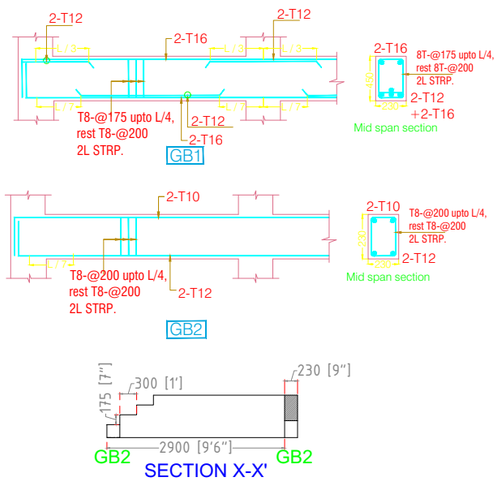


GROUND BEAM SECTIONAL DETAIL

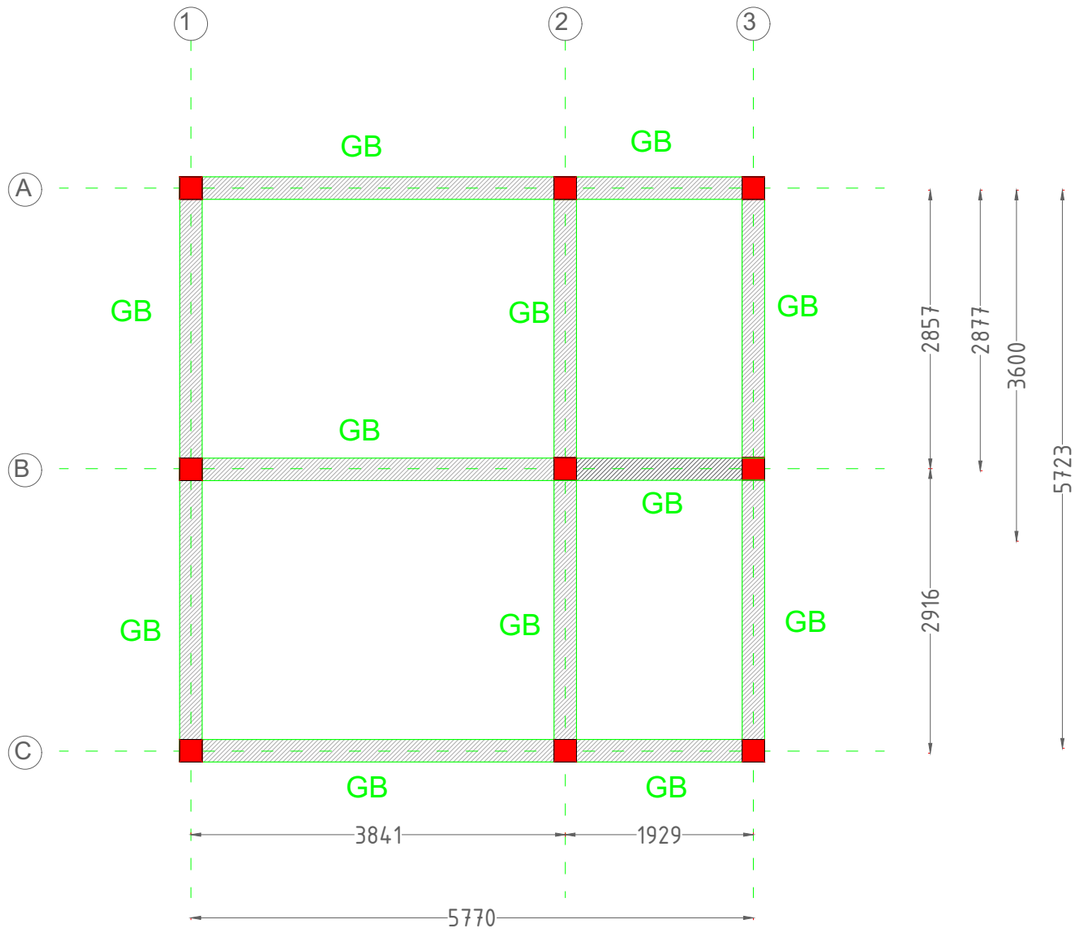


GROUND BEAM LAYOUT

BEAM SCHEDULE FOR GROUND/ PLINTH LVL.

| | | | | | | | | | | |
|---|---|---|---|---|---|---|---|---|---|---|
| GB1 | 230X230 | 2-T12 | | 2-T10 | | | T8 @200C/C | T8 @200C/C | T8 @200C/C | SLAB THK. INCLUDED |

SLAB SCHEDULE FOR GROUND FLOOR LVL.

| SLAB NAME | THICKNESS (mm) | | | remarks |
|---|---|---|---|---|
| | | Main Steel | Other Steel | |
| S1 | 150 (MESH) | T8 @ 200 c/c | T8 @ 200 c/c | All straight |

| | | | | | |
|---|---|---|---|---|---|
| DRG NO: DP0001 DRG CL 02 202 | SHEET NO: 4 OF7 | REV. R0 | SCALE: NTS | | **SWATI Architecture landscape interior** ARCHITECTS I PLANERS I ENGINEERING I INTERIOR DESIGN 282 , tulip , A block , Talpuri International colony , Bhilai , C.G. Email - swati.arch@outlook.com |
| DESIGNED: UPENDRA SINGH | DRAWN: SIMRAN SONI | CHECKED: UPENDRA SINGH | VERIFIED: ADMIN | APPROVED: ADMIN | CLIENT: CHHATTISGARH STATE MINOR FOREST PRODUSE |
| ISSUED FOR: TENDOR PURPOSE | | UNIT: MILIMETER | DATE: 12.05.2022 | | PROJECT: INCUBATION CENTER AT DEOBHOG GARIYABAND |
| This drawing is the property of HUP DESIGN and is to be used only for the purpose for which it was lent and must not be in any way detrimental to the interest of the company and is subject to return on demand | | | | | TITLE: TOILET UNIT GROUND BEAM LAYOUT |

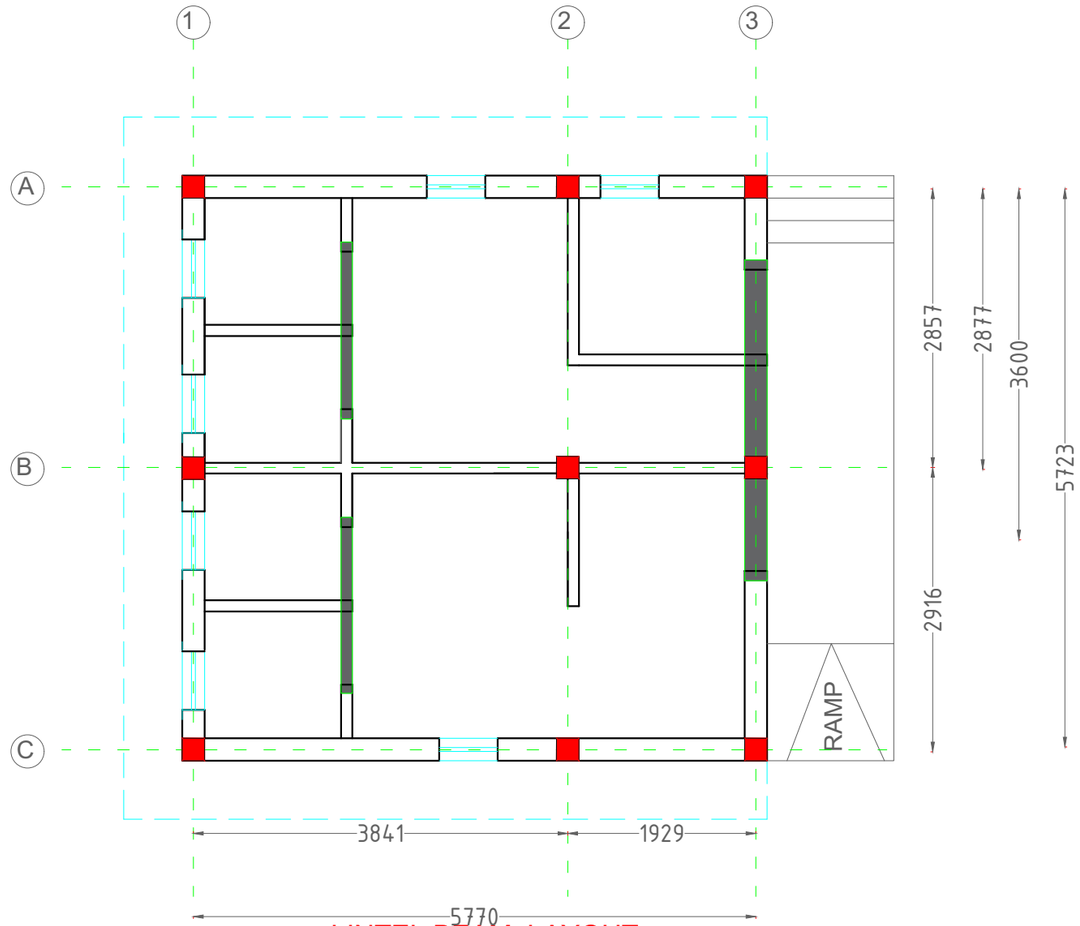


LINTEL BEAM LAYOUT

| | | | | | |
|---|---|---|---|---|---|
| DRG NO: DP0001 DRG CL 02 202 | | SHEET NO: 6 OF7 | REV. R0 | SCALE: NTS | **SWATI Architecture landscape interior**<br>ARCHITECTS I PLANERS I ENGINEERING I INTERIOR DESIGN<br>282 , tulip , A block , Talpuri International colony , Bhilai , C.G. Email - swati.arch@outlook.com |
| DESIGNED: UPENDRA SINGH | DRAWN: SIMRAN SONI | CHECKED: UPENDRA SINGH | VERIFIED: ADMIN | APPROVED: ADMIN | CLIENT: CHHATTISGARH STATE MINOR FOREST PRODUSE |
| ISSUED FOR: TENDOR PURPOSE | | | UNIT: MILIMETER | DATE: 12.05.2022 | PROJECT: INCUBATION CENTER AT DEOBHOG GARIYABAND |
| This drawing is the property of HUP DESIGN and is to be used only for the purpose for which it was lent and must not be in any way detrimental to the interest of the company and is subject to return on demand | | | | | TITLE: TOILET UNIT<br>LINTEL BEAM |

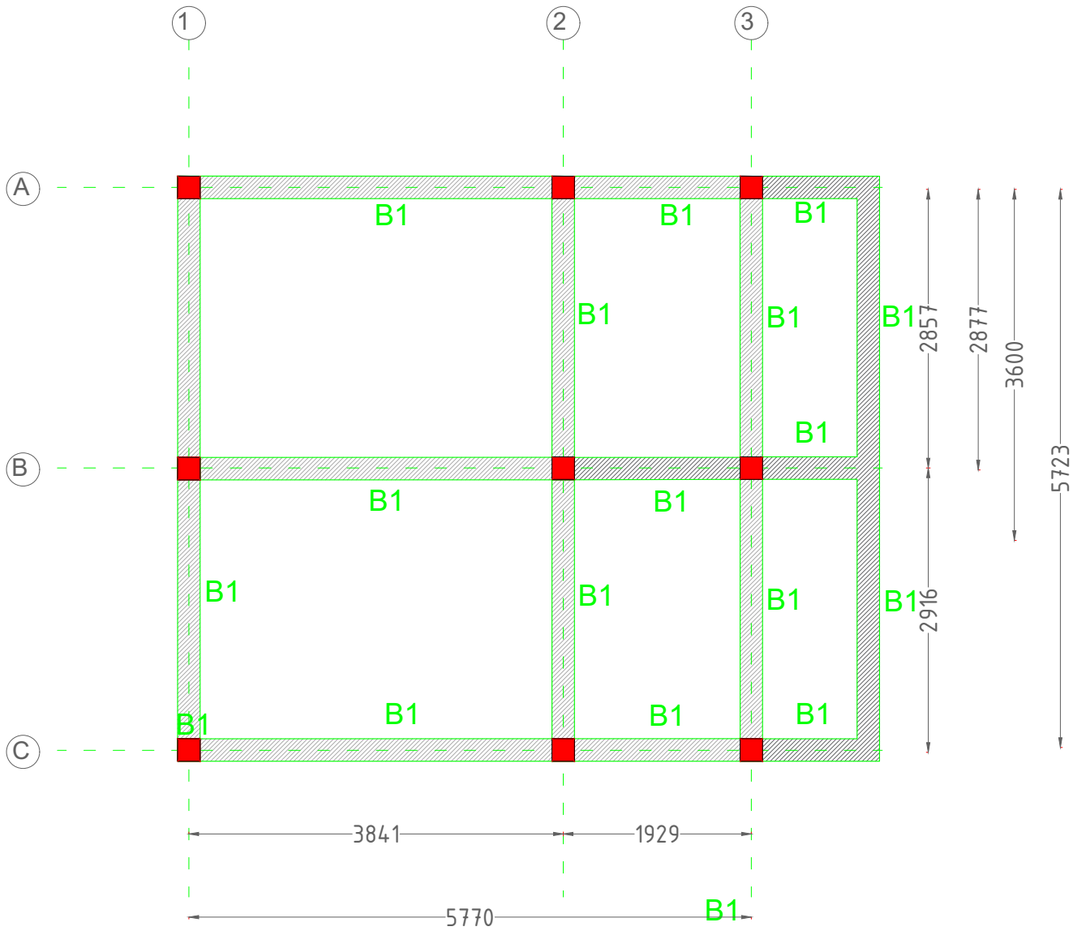


BEAM LAYOUT( TOP LEVEL)

| | | | | | |
|---|---|---|---|---|---|
| DRG NO: DP0001 DRG CL 02 202 | SHEET NO: 7 OF7 | REV. R0 | SCALE: NTS | | **SWATI Architecture landscape interior** ARCHITECTS I PLANERS I ENGINEERING I INTERIOR DESIGN 282 , tulip , A block , Talpuri International colony , Bhilai , C.G. Email - swati.arch@outlook.com |
| DESIGNED: UPENDRA SINGH | DRAWN: SIMRAN SONI | CHECKED: UPENDRA SINGH | VERIFIED: ADMIN | APPROVED: ADMIN | CLIENT: CHHATTISGARH STATE MINOR FOREST PRODUSE |
| ISSUED FOR: TENDOR PURPOSE | | UNIT: MILIMETER | DATE: 12.05.2022 | | PROJECT: INCUBATION CENTER AT DEOBHOG GARIYABAND |
| This drawing is the property of HUP DESIGN and is to be used only for the purpose for which it was lent and must not be in any way detrimental to the interest of the company and is subject to return on demand | | | | | TITLE: TOILET UNIT BEAM TOP LEVEL LAYOUT |

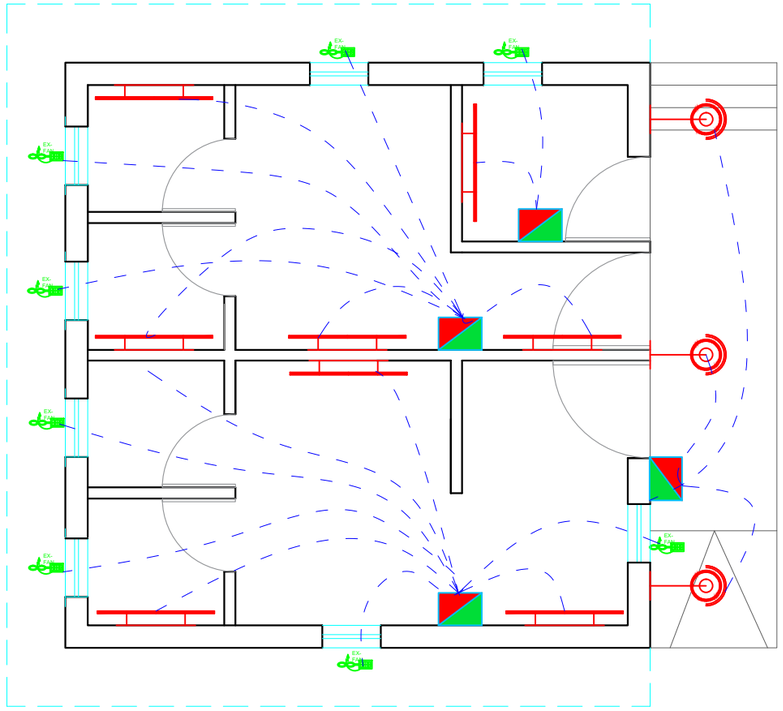

| | |
|---|---|
| BH ht.8' | WALL LIGHT |
| | 20w Led Tube Light |
| | 450 mm Ex Fan |
| | SWITCH BOARD |

# ELECTRICAL LAYOUT

| | | | | | |
|---|---|---|---|---|---|
| DRG NO: DP0001 DRG CL 02 202 | | SHEET NO: 7 OF7 | REV. R0 | SCALE: NTS | **SWATI Architecture landscape interior**<br>ARCHITECTS I PLANERS I ENGINEERING I INTERIOR DESIGN<br>282 , tulip , A block , Talpuri International colony , Bhilai , C.G. Email - swati.arch@outlook.com |
| DESIGNED: UPENDRA SINGH | DRAWN: SIMRAN SONI | CHECKED: UPENDRA SINGH | VERIFIED: ADMIN | APPROVED: ADMIN | CLIENT: CHHATTISGARH STATE MINOR FOREST PRODUSE |
| ISSUED FOR: TENDOR PURPOSE | | | UNIT: MILIMETER | DATE: 12.05.2022 | PROJECT: INCUBATION CENTER AT DEOBHOG GARIYABAND |
| This drawing is the property of HUP DESIGN and is to be used only for the purpose for which it was lent and must not be in any way detrimental to the interest of the company and is subject to return on demand | | | | | TITLE: TOILET UNIT<br>ELECTRICAL LAYOUT |

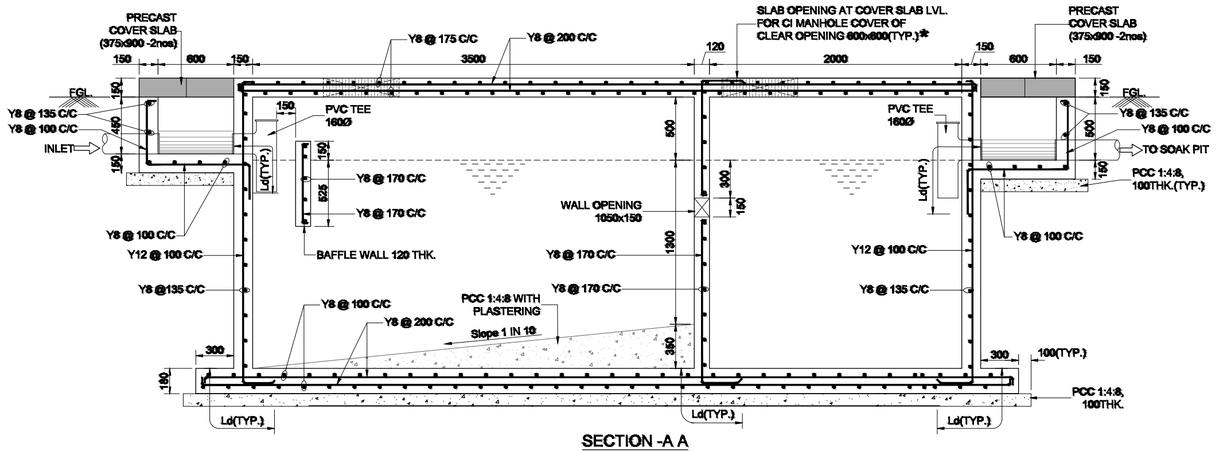


SECTION -A A

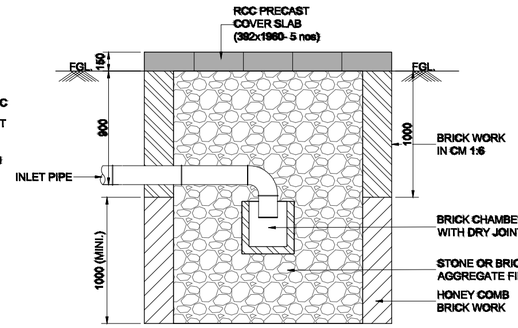


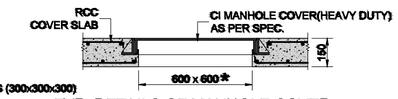


TYP. DETAILS OF MANHOLE COVER

(SLAB OPENING SIZE SHALL BE PROVIDED SUITABLY FOR PROPERLY FIXING CI MANHOLE COVER OF SPECIFIED SIZE)

* DIMENSIONS OF CI MANHOLE FRAME AS PER SPEC. TO BE VERIFIED WITH THE PRODUCT AVAILABLE IN THE MARKET

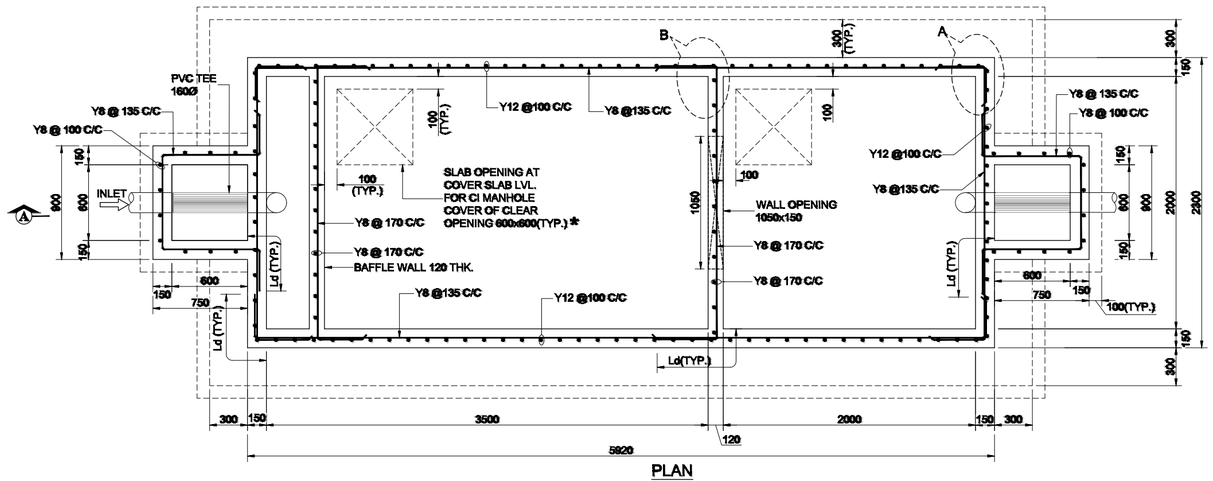


PLAN

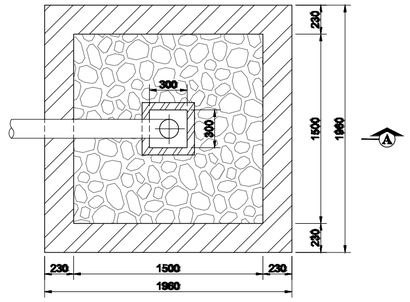


SOAK PIT

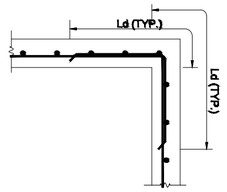


DETAIL-A

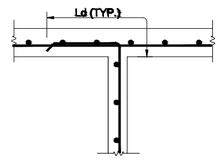


DETAIL-B

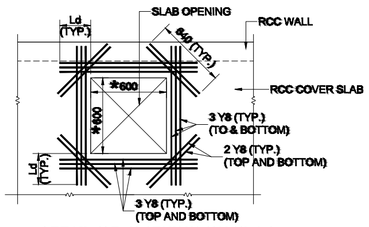


DETAIL OF OPENING ON SLAB

(EXTRA REFT: FOR OPENINGS)

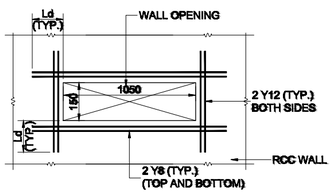


DETAIL OF OPENING ON RCC WALL

(EXTRA REFT: FOR OPENINGS)

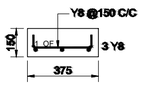


TYP.REFT.DETAILS OF RCC PRECAST SLAB FOR CHAMBER (375x900) - 4NOS.

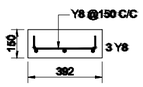


TYP.REFT.DETAILS OF RCC PRECAST SLAB FOR SOAK PIT (392x1960) -5NOS.

| DRG NO: | SHEET NO: | REV. | SCALE: | |
|---|---|---|---|---|
| DP0001 DRG CL 01 701 | 1 OF 1 | R0 | NTS | **SWATI Architecture landscape interior** ARCHITECTS I PLANERS I ENGINEERING I INTERIOR DESIGN 282 , tulip , A block , Talpuri International colony , Bhilai , C.G. Email - swati.arch@outlook.com |
| DESIGNED: UPENDRA SINGH | DRAWN: SIMRAN SONI | CHECKED: UPENDRA SINGH | VERIFIED: ADMIN | APPROVED: ADMIN |
| ISSUED FOR: TENDOR PURPOSE | | UNIT: MILIMETER | DATE: 12.05.2022 | CLIENT: CHHATTISGARH STATE MINOR FOREST PRODUSE |
| | | | | PROJECT: INCUBATION CENTER AT DEOBHOG GARIYABAND |
| | | | | TITLE: SEPTIC TANK |

This drawing is the property of HUP DESIGN and is to be used only for the purpose for which it was lent and must not be in any way detrimental to the interest of the company and is subject to return on demand